



US00D468515S

(12) **United States Design Patent**
Lane, III et al.

(10) **Patent No.:** **US D468,515 S**

(45) **Date of Patent:** **** Jan. 14, 2003**

(54) **OUTSOLE FOR A GOLF SHOE**

(75) Inventors: **John F. Lane, III**, Rockland, MA (US);
Josephina Kim, Watertown, CT (US);
James M. Feeney, Dedham, MA (US);
Douglas K. Robinson, Mansfield, MA (US);
John J. Erickson, Brockton, MA (US)

(73) Assignee: **Acushnet Company**, Fairhaven, MA (US)

(**) Term: **14 Years**

(21) Appl. No.: **29/142,534**

(22) Filed: **May 30, 2001**

(51) **LOC (7) Cl.** **02-04**

(52) **U.S. Cl.** **D2/951; D2/953; D2/954**

(58) **Field of Search** **D2/900, 902, 904, D2/908, 909, 911, 912, 914, 916, 920, 946-948, 951-962, 967, 972, 977; D5/53; 36/7.6, 7.7, 25 R, 30 R, 31, 59 C, 59 R, 67 B, 67 D, 67 R, 72 R, 114, 127, 129, 131, 132, 134, 135**

(56) **References Cited**

U.S. PATENT DOCUMENTS

4,454,662 A	*	6/1984	Stubblefield	36/91
4,742,626 A		5/1988	Tadiotto	36/127
4,885,851 A		12/1989	Peterson	36/127
D305,578 S	*	1/1990	Charette et al.	D2/952
D310,294 S		9/1990	Peterson	D2/317
D328,518 S	*	8/1992	Kiyosawa	D2/949
D378,319 S	*	3/1997	Miyauchi	D2/960
D384,496 S		10/1997	Erickson	D2/962
D391,044 S	*	2/1998	Backus	D2/954
D400,346 S	*	11/1998	Singer	D2/959
D402,449 S	*	12/1998	Robinson et al.	D2/951
D403,147 S		12/1998	Erickson	D2/962
D406,938 S	*	3/1999	Lin	D2/954

D411,244 S	*	6/1999	Robinson et al.	D2/954
D412,392 S	*	8/1999	Singer	D2/951
5,964,048 A	*	10/1999	Shieh	36/134
D416,670 S	*	11/1999	Singer	D2/955
6,016,613 A	*	1/2000	Campbell et al.	36/59 C
D420,209 S	*	2/2000	Singer	D2/951
D420,496 S	*	2/2000	Singer	D2/951
D424,288 S	*	5/2000	Erickson et al.	D2/960
6,161,315 A	*	12/2000	Dalton	36/134
D441,943 S		5/2001	Patterson et al.	D2/954
D444,935 S		7/2001	Lane, III et al.	D2/959
6,289,611 B1	*	9/2001	Patterson et al.	36/127
D449,427 S		10/2001	McClaskie	D2/954

* cited by examiner

Primary Examiner—Celia Murphy

(74) *Attorney, Agent, or Firm*—Swidler Berlin Shereff Friedman, LLP

(57) **CLAIM**

The ornamental design for an outsole for a golf shoe, as shown and described.

DESCRIPTION

FIG. 1 is a front right side perspective view of an outsole for a golf shoe showing our new design;
FIG. 2 is a front, left side, perspective view thereof;
FIG. 3 is a rear, left side, perspective view thereof;
FIG. 4 is a rear, right side, perspective view thereof;
FIG. 5 is a right side, perspective view thereof;
FIG. 6 is a front, elevational view thereof;
FIG. 7 is a rear, elevational view thereof;
FIG. 8 is a top, plan view thereof;
FIG. 9 is a bottom, plan view thereof;
FIG. 10 is a left side, elevational view thereof; and,
FIG. 11 is a right side, elevational view thereof.

The broken outlines of a logo and other contoured projections, in FIGS. 1-8; 10, and 11; illustrate the environment in which the design resides, and form no part of the claim.

1 Claim, 9 Drawing Sheets



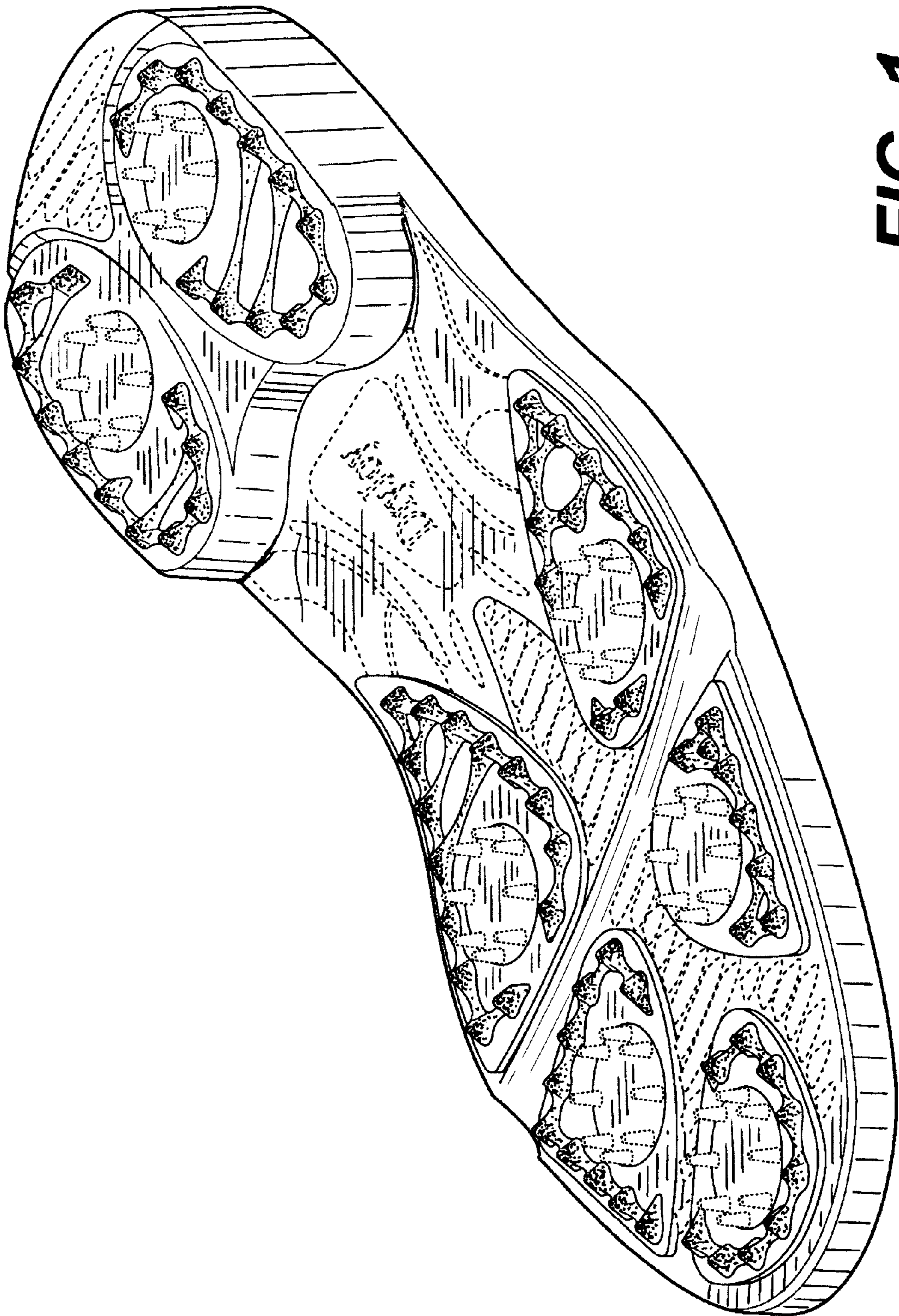


FIG. 1

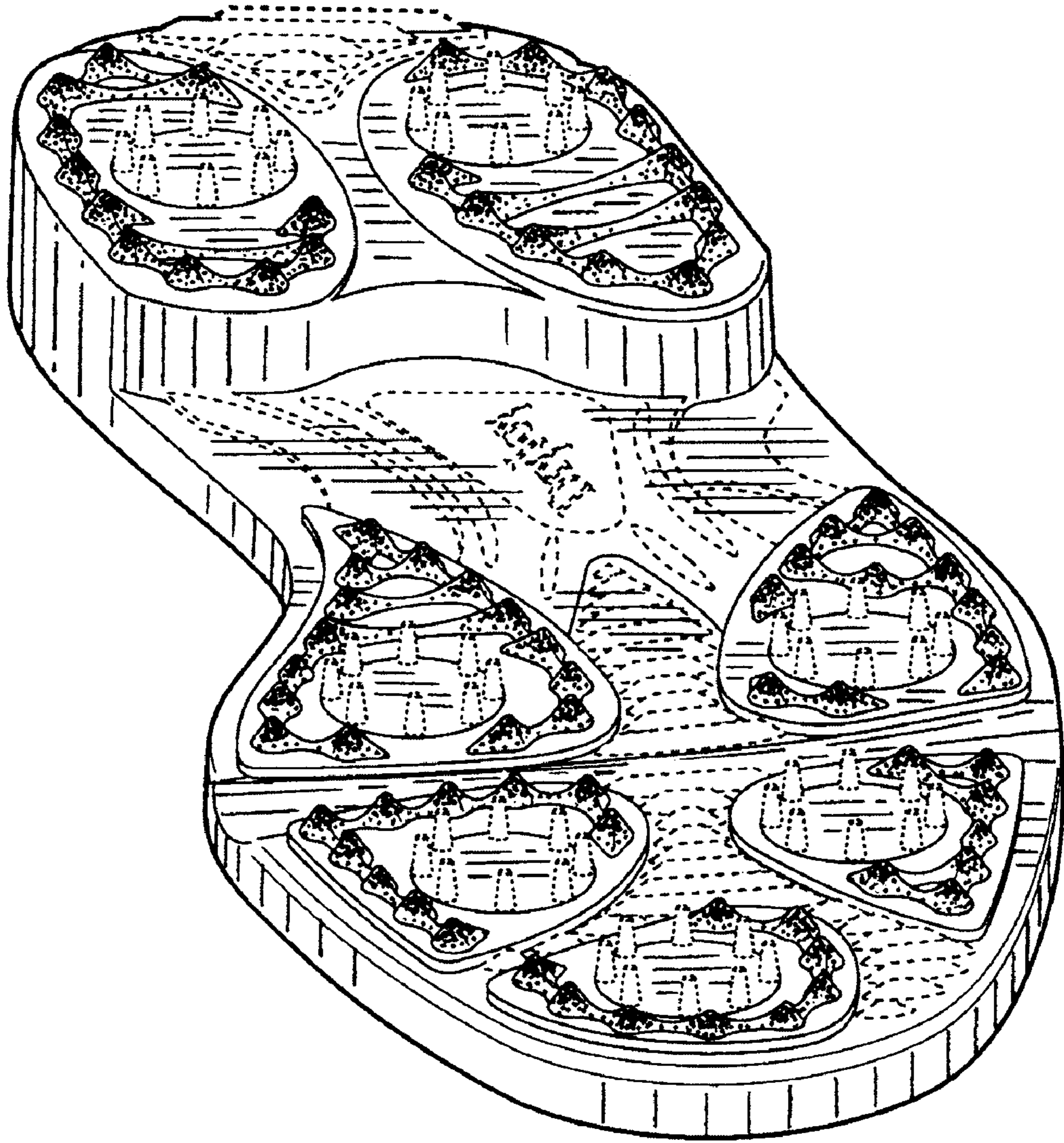


FIG. 2

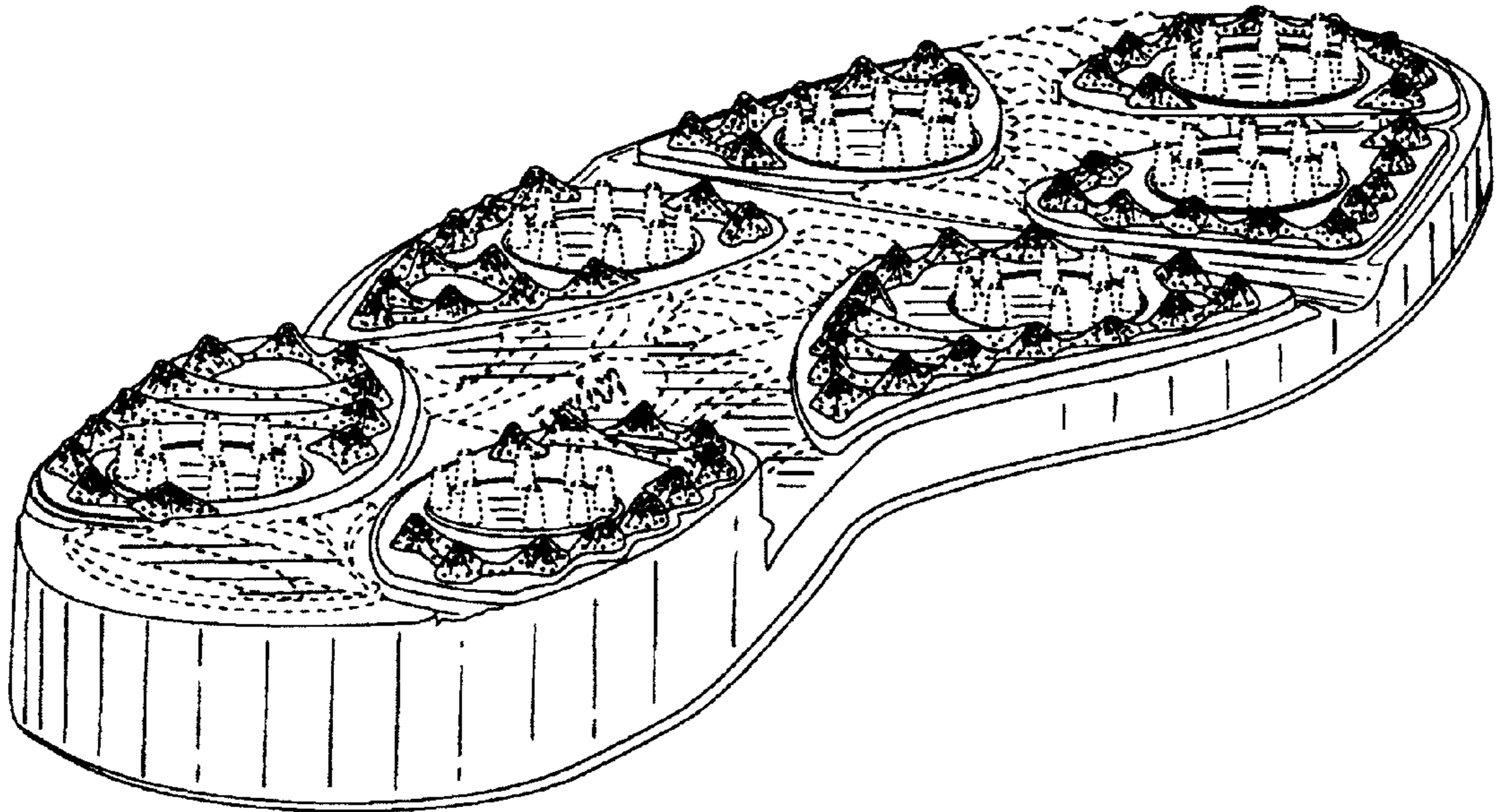


FIG. 3

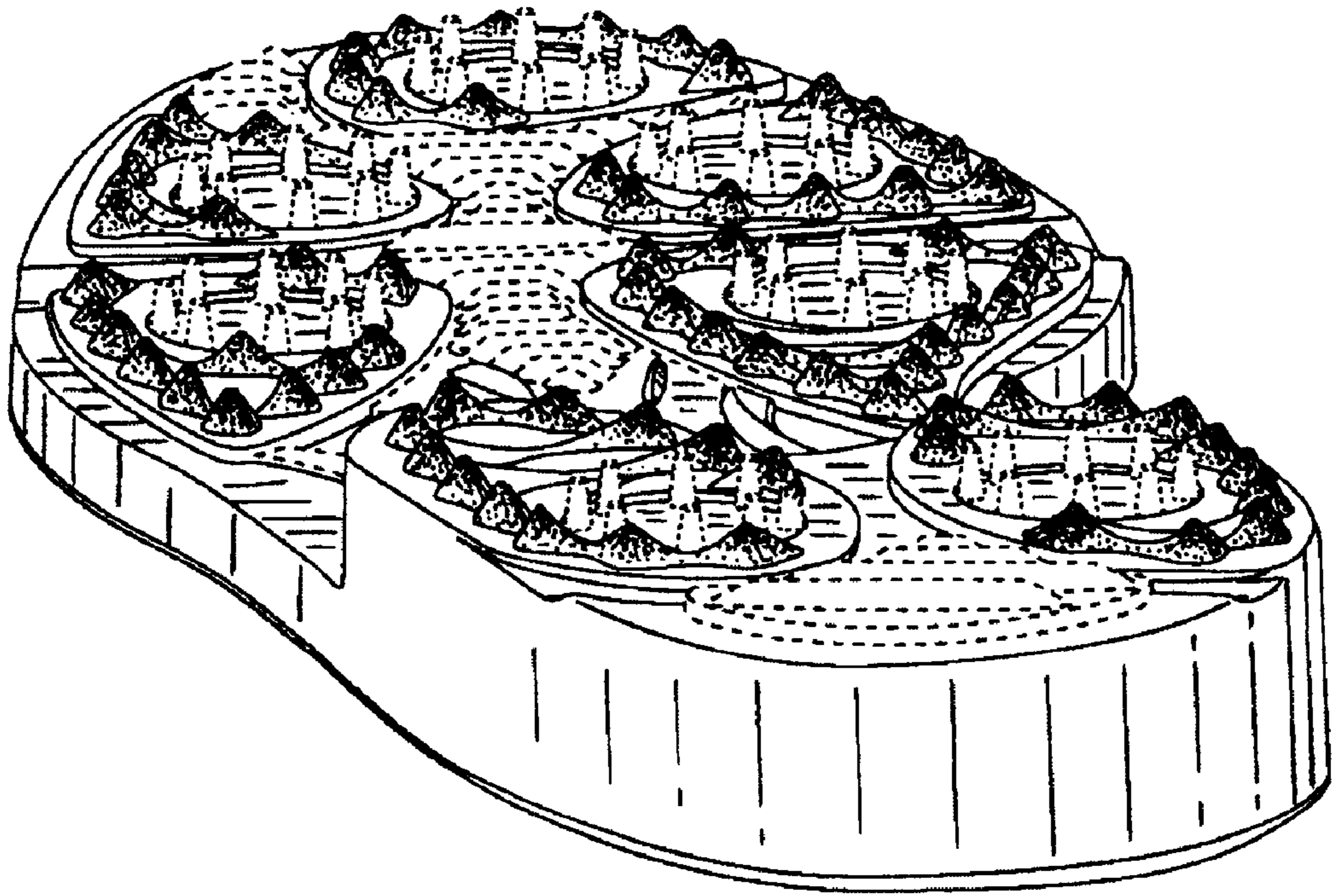


FIG. 4

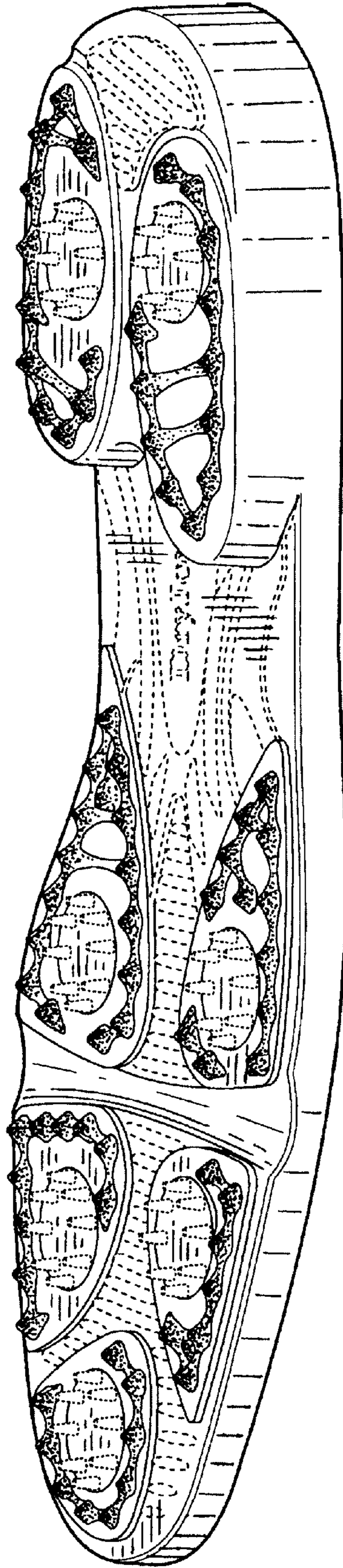


FIG. 5

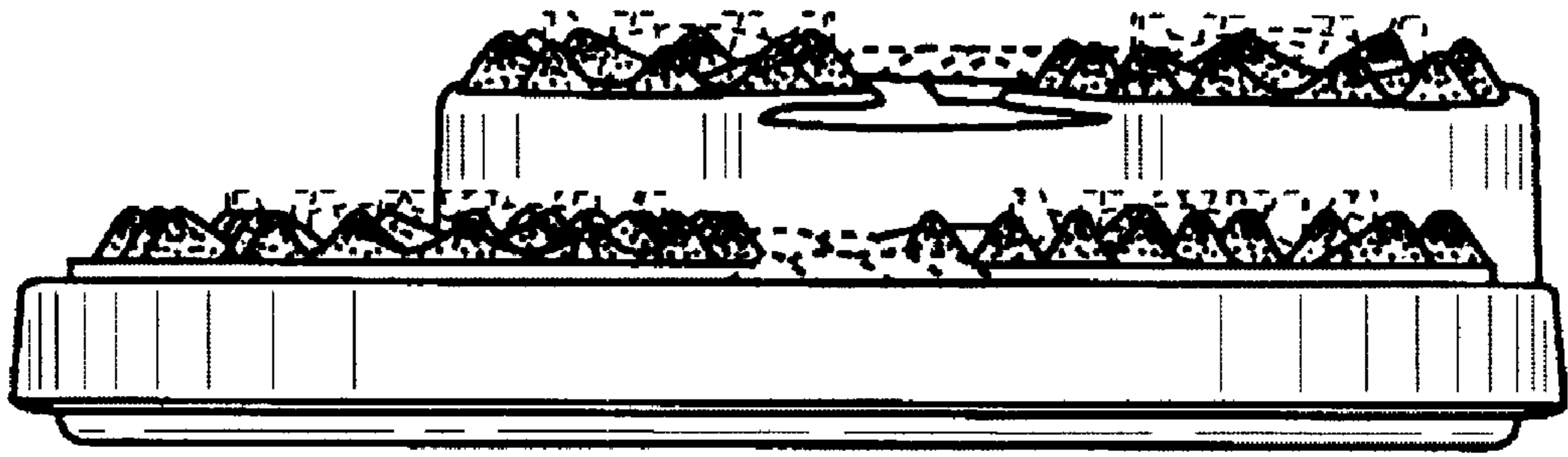


FIG. 6




FIG. 7

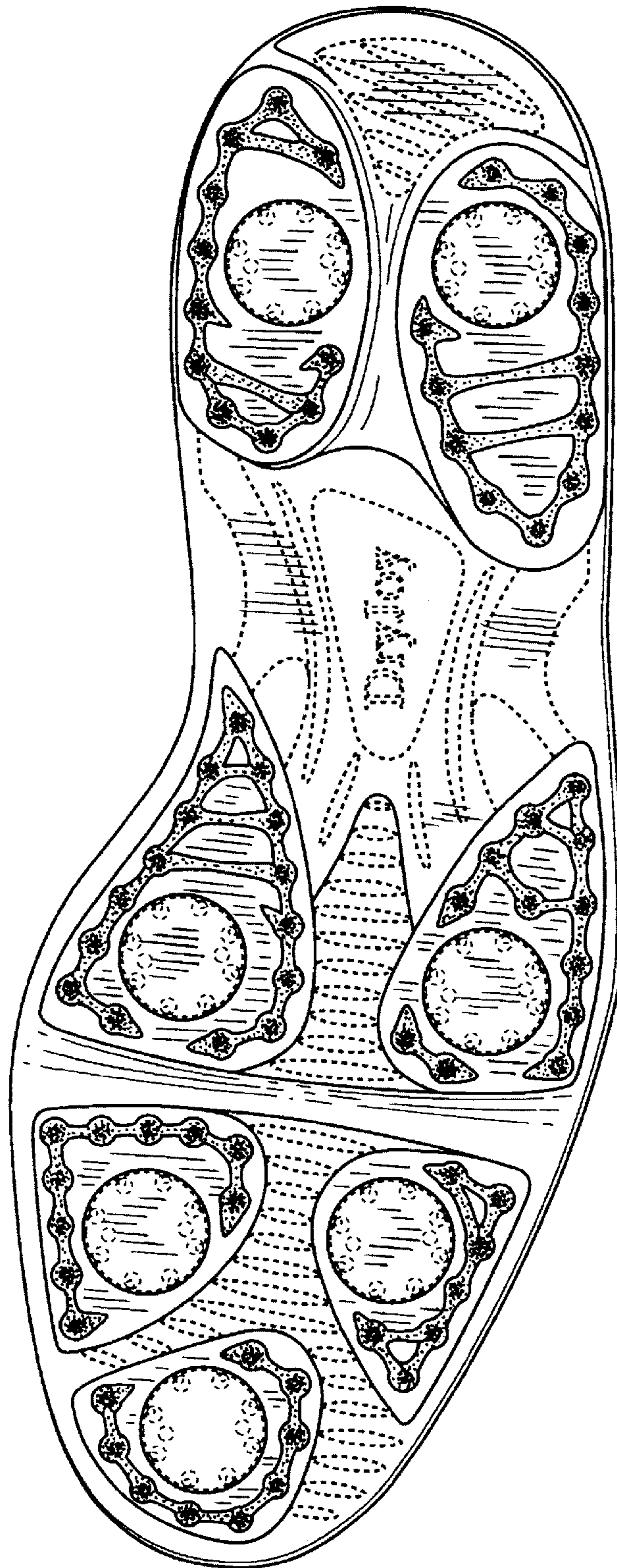


FIG. 8

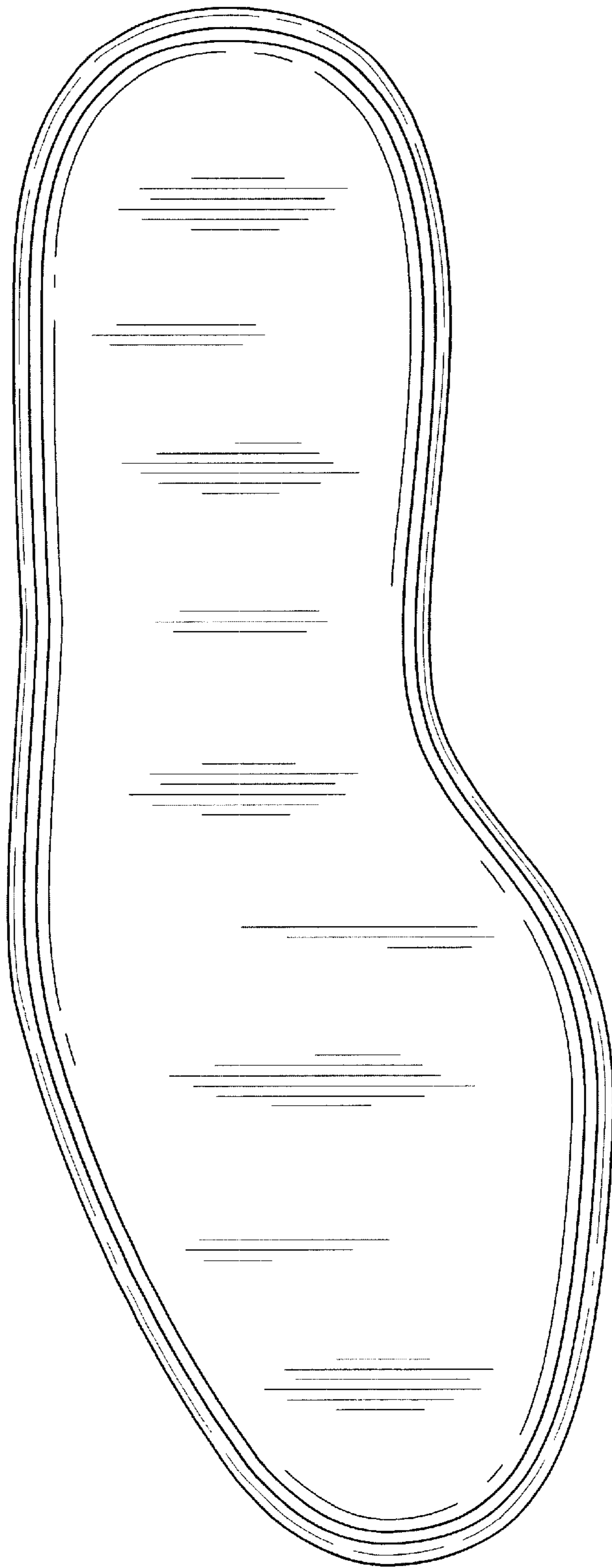


FIG. 9




FIG. 10

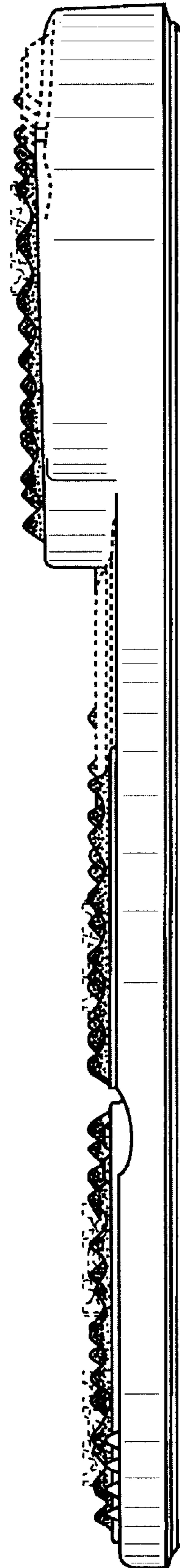


FIG. 11