



US00D468500S

(12) **United States Design Patent**  
**Lin**

(10) **Patent No.:** **US D468,500 S**

(45) **Date of Patent:** **\*\* Jan. 7, 2003**

(54) **CLOTHES CAN**

D441,160 S \* 4/2001 Lin ..... D34/7  
D447,304 S \* 8/2001 Niemeyer ..... D34/1

(76) Inventor: **Tsong-Yow Lin**, 58, Ma Yuan West St.,  
Taichung (TW)

\* cited by examiner

(\*\*) Term: **14 Years**

*Primary Examiner*—Alan P. Douglas  
*Assistant Examiner*—Lavone D. Tabor

(21) Appl. No.: **29/156,998**

(57) **CLAIM**

(22) Filed: **Mar. 12, 2002**

The ornamental design for a clothes can, as shown and described.

(51) **LOC (7) Cl.** ..... **07-07**

(52) **U.S. Cl.** ..... **D32/37**

(58) **Field of Search** ..... D32/37; D34/1,  
D34/7, 11; 206/278; 220/200, 351, 628,  
635, 636, 660, 780, 908, 908.1, 908.2,  
909, DIG. 12, DIG. 13, DIG. 14

**DESCRIPTION**


(56) **References Cited**

**U.S. PATENT DOCUMENTS**

1,039,050 A \* 9/1912 Grubb et al. .... 220/908 X  
D319,123 S \* 8/1991 DeRewal ..... D34/7  
D384,455 S \* 9/1997 O'Neil et al. .... D32/37

FIG. 1 is a perspective view of a clothes can showing my new design;  
FIG. 2 is a front elevational view thereof;  
FIG. 3 is a rear elevational view thereof;  
FIG. 4 is a left side elevational view thereof;  
FIG. 5 is a right side elevational view thereof;  
FIG. 6 is a top plan view thereof; and,  
FIG. 7 is a bottom plan view thereof.

**1 Claim, 7 Drawing Sheets**






FIG. 1




FIG. 2




FIG. 3




FIG. 4




FIG. 5

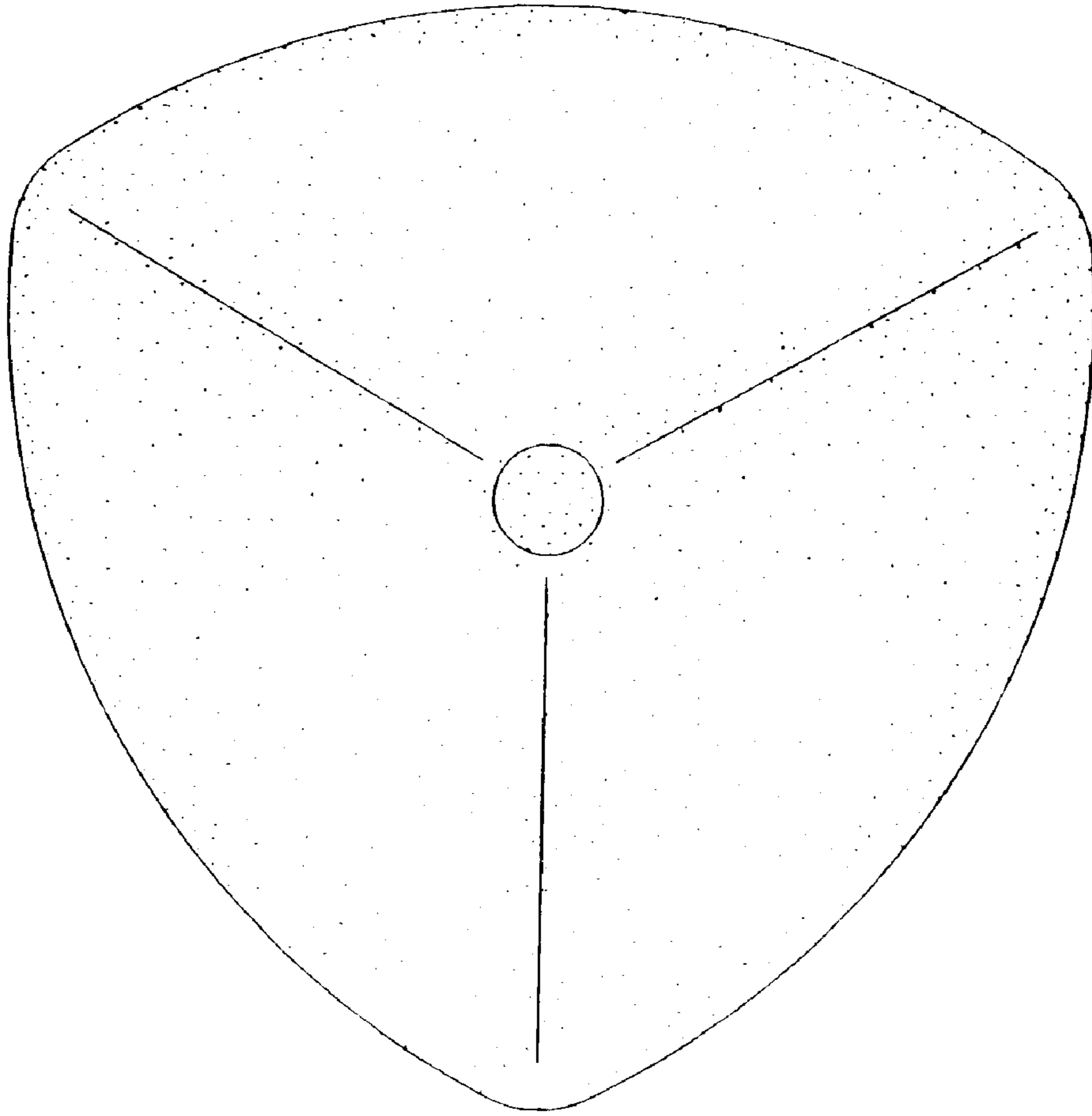


FIG. 6



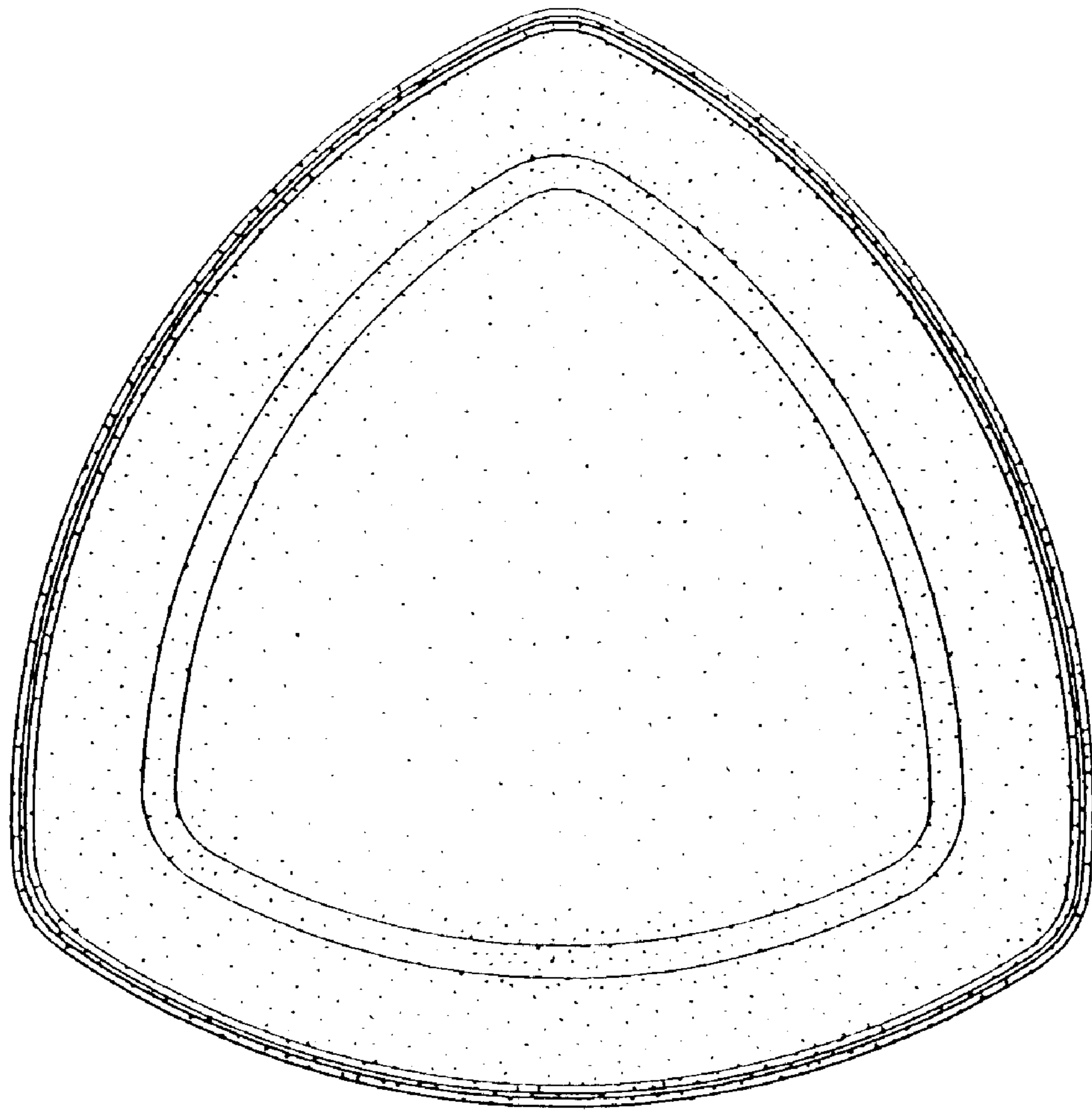


FIG. 7