



US00D468488S

(12) **United States Design Patent**
Weiping

(10) **Patent No.:** **US D468,488 S**

(45) **Date of Patent:** **** Jan. 7, 2003**

(54) **BIRD CAGE**

(76) **Inventor:** **Yang Weiping**, Yue Hu Village Henghu Precinct, FuchengTown, Taishan City, Guangdong (CN)

(**) **Term:** **14 Years**

(21) **Appl. No.:** **29/142,071**

(22) **Filed:** **May 17, 2001**

(51) **LOC (7) Cl.** **30-02**

(52) **U.S. Cl.** **D30/114**

(58) **Field of Search** D30/101-106,
D30/108-119; 119/416, 418-420, 428-435,
452-456, 458-472, 474-475, 477, 479,
482, 484-485, 489-491, 496-498, 500,
502, 512-513, 531

(56) **References Cited**

U.S. PATENT DOCUMENTS

162,142 A	4/1875	Belmer	
229,022 A	6/1880	Whipple	
311,366 A	1/1885	Rex	
341,540 A	* 5/1886	Armstrong	119/469
459,396 A	* 9/1891	Gilbert	119/464
809,559 A	1/1906	Gault	
1,149,809 A	8/1915	Cessna	
D67,555 S	6/1925	Schuetze	
D79,081 S	7/1929	Hoefler	
1,729,661 A	* 10/1929	Leon	119/459
1,907,194 A	5/1933	Webster	
D103,881 S	* 3/1937	Miller	D30/115
2,133,550 A	10/1938	Little	
2,178,117 A	10/1939	Hillenek	
2,231,334 A	2/1941	Havlis	
D127,806 S	* 6/1941	Little et al.	D30/114
2,539,024 A	1/1951	Leiby	
D162,016 S	2/1951	Doolittle	
2,601,197 A	6/1952	Wilson	
2,693,786 A	11/1954	Babros et al.	
2,806,446 A	9/1957	Hendryx	
3,029,788 A	4/1962	Voss	

3,672,332 A	6/1972	MacLeod et al.
3,862,620 A	1/1975	Bernhard et al.
D255,272 S	6/1980	Voss
D256,957 S	9/1980	Justl
D260,566 S	9/1981	Biro et al.
4,570,574 A	2/1986	Burkholderr
4,572,107 A	2/1986	Clarizo
4,577,589 A	3/1986	Voss et al.
4,617,873 A	10/1986	Kelmetis
D287,650 S	1/1987	Braeuner
D308,737 S	6/1990	Daily
5,000,121 A	3/1991	Daily
D340,321 S	10/1993	Bonn
D340,550 S	10/1993	Teats

(List continued on next page.)

FOREIGN PATENT DOCUMENTS

CA	2005203	6/1991
CA	2220581	5/1999
CA	2220619	12/1999
CA	2222392	12/1999
GB	1529765	10/1978

Primary Examiner—Cathy Anne MacCormac

(74) *Attorney, Agent, or Firm*—Hahn Loeser + Parks LLP; Stephen L. Grant

(57) **CLAIM**

The ornamental design for a bird cage, as shown and described.

DESCRIPTION

FIG. 1 is a front view of the bird cage of the present invention, the rear view being a mirror image, but lacking a rear door;



FIG. 2 is a top view thereof;

FIG. 3 is a side view thereof, the opposite side being a mirror image;

FIG. 4 is a bottom view thereof; and,

FIG. 5 is a perspective view thereof showing the top and front in the open position.

1 Claim, 1 Drawing Sheet



US D468,488 S

Page 2

U.S. PATENT DOCUMENTS

D359,589 S	6/1995	Kohus et al.	D399,610 S	* 10/1998	Ohadi	D30/114
D359,590 S	6/1995	Kohus et al.	5,957,086 A	* 9/1999	Gallardo	119/429
D360,493 S	7/1995	Kohus et al.	5,996,536 A	12/1999	King	
D372,561 S	8/1996	Lai	6,003,908 A	12/1999	King	
5,579,703 A	12/1996	King	D424,756 S	5/2000	Huang	
D377,546 S	1/1997	King	D426,035 S	5/2000	Huang	
D386,833 S	11/1997	King	D441,147 S	* 4/2001	Huang	D30/119
5,738,042 A	4/1998	King				

* cited by examiner




FIG. - 2




FIG. - 4

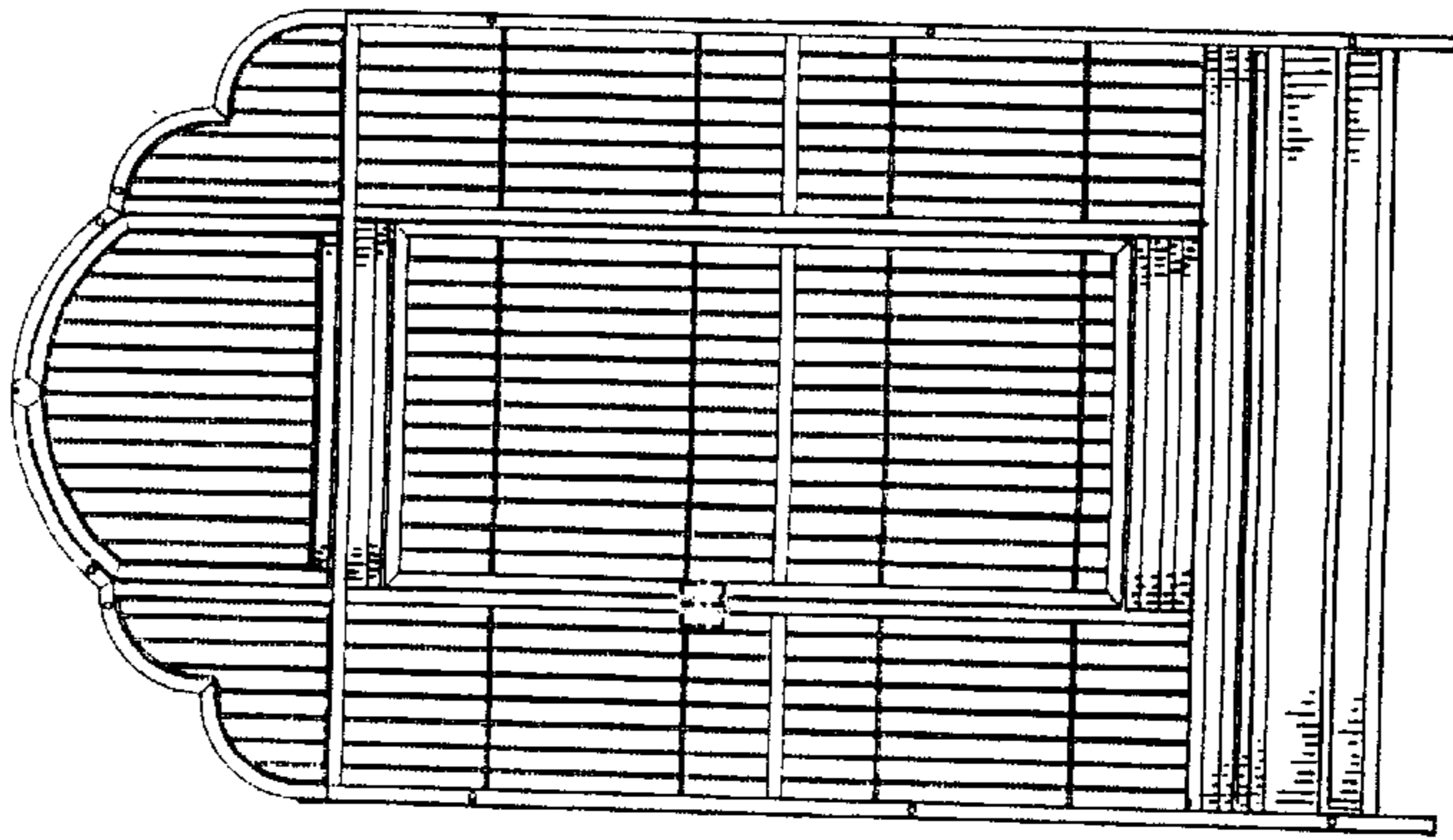


FIG. - 1

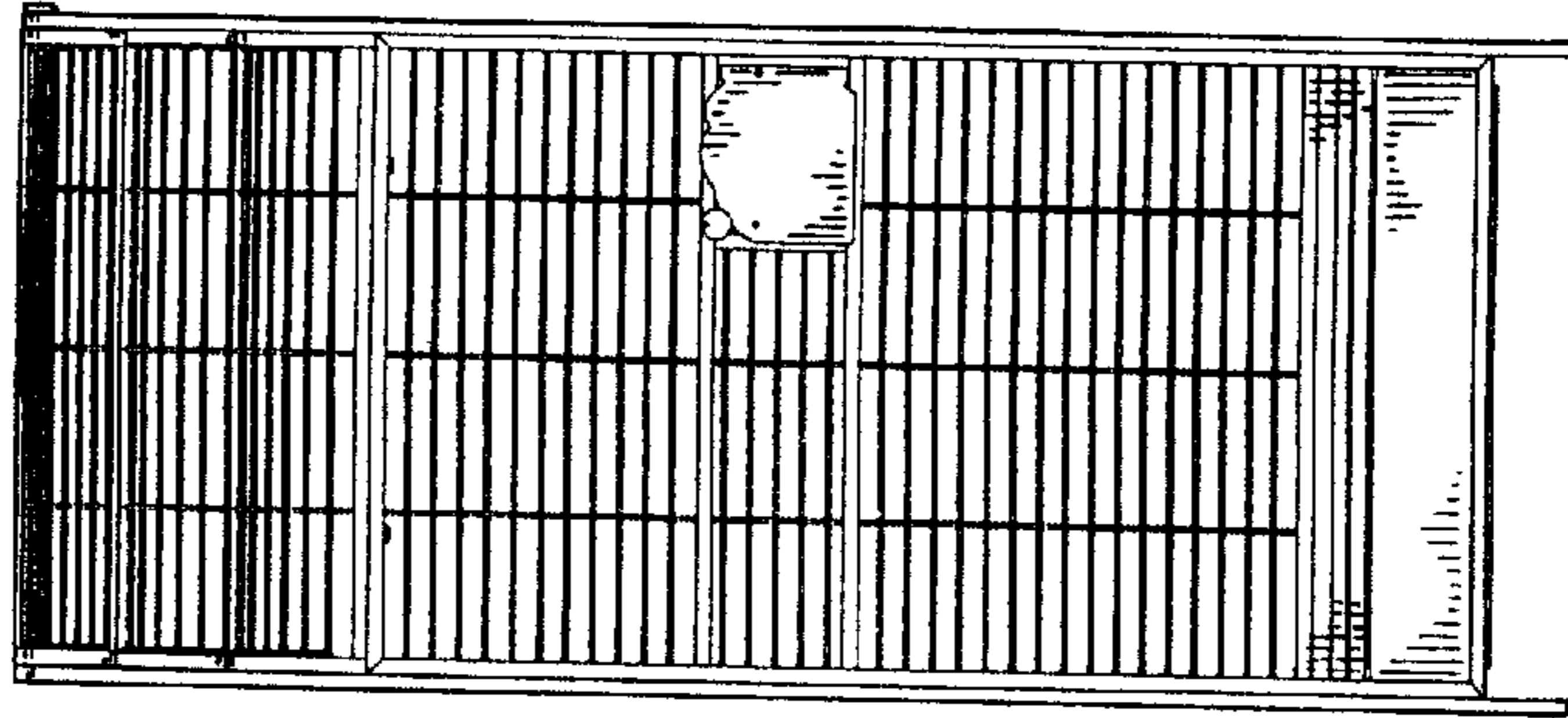


FIG. - 3

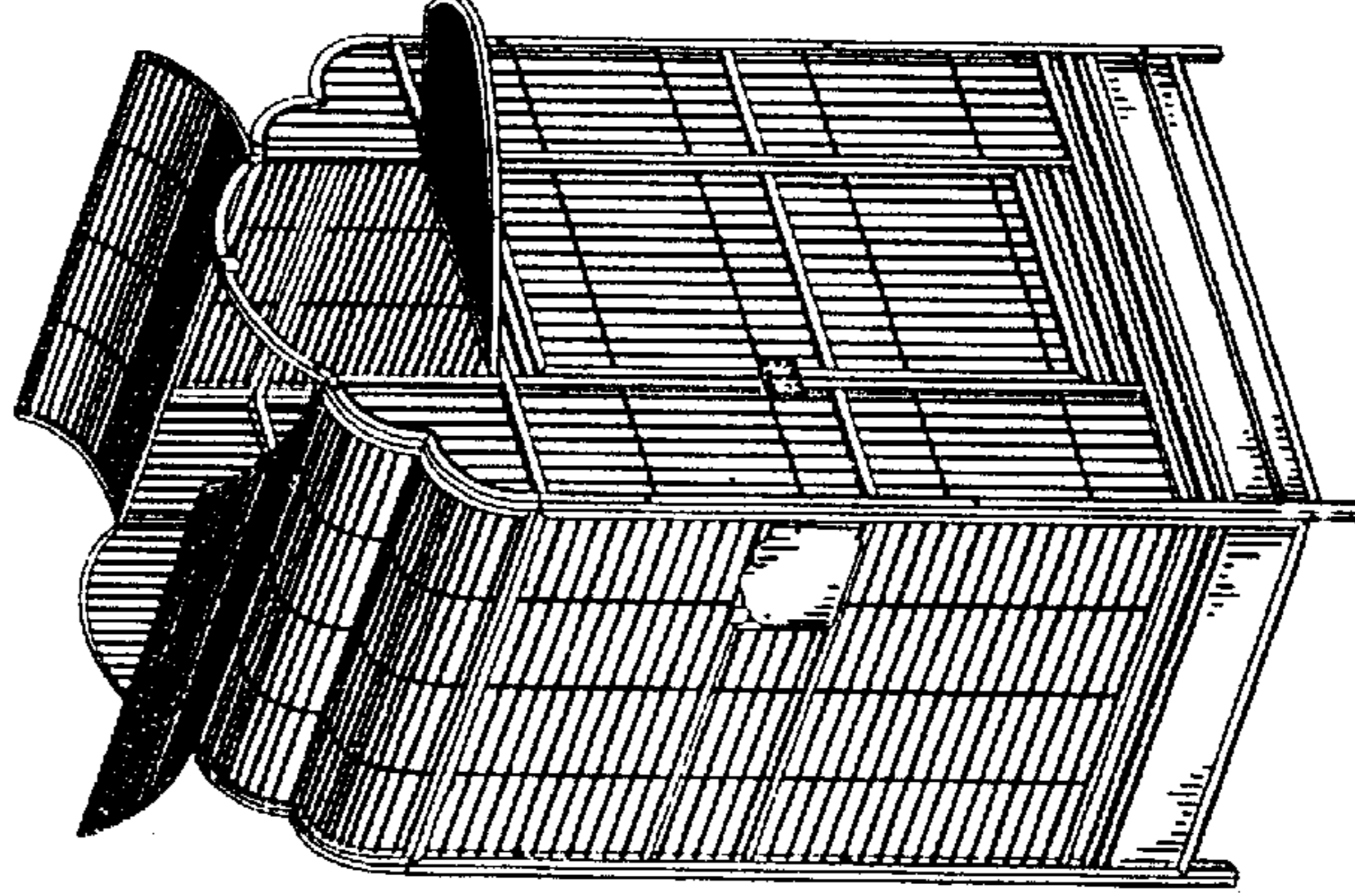


FIG. - 5