



US00D468487S

(12) **United States Design Patent**
Shoemaker

(10) **Patent No.:** **US D468,487 S**

(45) **Date of Patent:** **** Jan. 7, 2003**

(54) **ARCHERY GLOVE**

(76) Inventor: **Leo L. Shoemaker**, 18731 206th St.,
Tonganoxie, KS (US) 66086

(**) Term: **14 Years**

(21) Appl. No.: **29/161,327**

(22) Filed: **May 28, 2002**

(51) **LOC (7) Cl.** **02-06**

(52) **U.S. Cl.** **D29/117.2**

(58) **Field of Search** D2/614-623; D29/113-118,
D29/123; 2/16-17, 159-170, 907, 910,
917

(56) **References Cited**

U.S. PATENT DOCUMENTS

3,065,472 A	*	11/1962	Linnell	2/161.3
4,329,741 A	*	5/1982	Bach	2/161.2
5,528,773 A	*	6/1996	Lowinger	2/161.4

* cited by examiner

Primary Examiner—Louis S. Zarfaz
Assistant Examiner—Robert A. Delehanty

(57) **CLAIM**

The ornamental design for a archery glove, as shown and described.

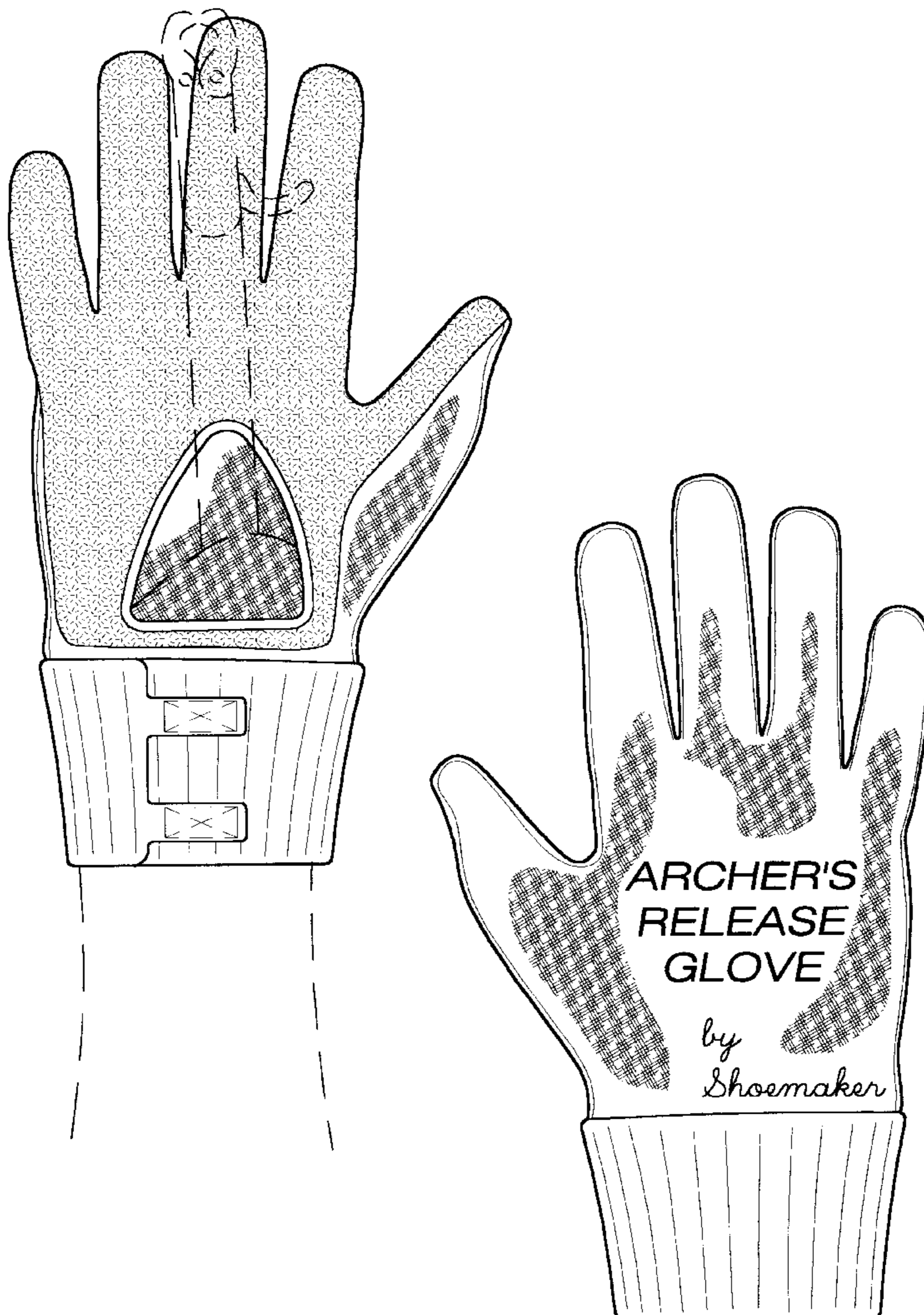
DESCRIPTION

FIG. 1 is a front elevational view of an archery glove showing my new design;
FIG. 2 is a rear elevational view thereof;
FIG. 3 is a side view, taken from the left side of FIG. 1;
FIG. 4 is a side view, taken from the right side of FIG. 1;
FIG. 5 is a top plan view thereof; and,
FIG. 6 is a bottom plan view thereof.

The broken line showing a bow mechanical release in FIG. 1 is for illustrative purposes only and forms no part of the claimed design.

The broken lines shown on the wrist straps in FIG. 1 are understood to represent stitching.

1 Claim, 2 Drawing Sheets



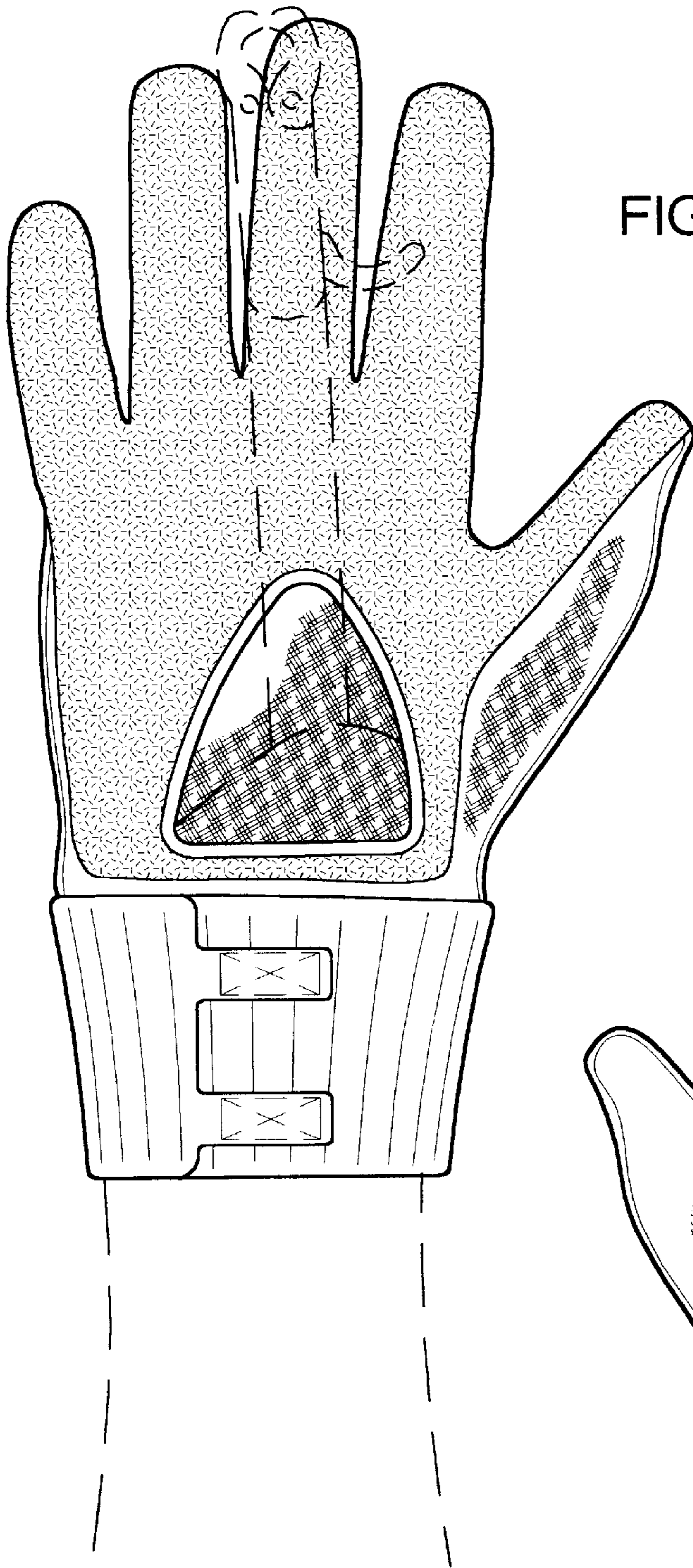


FIG. 1

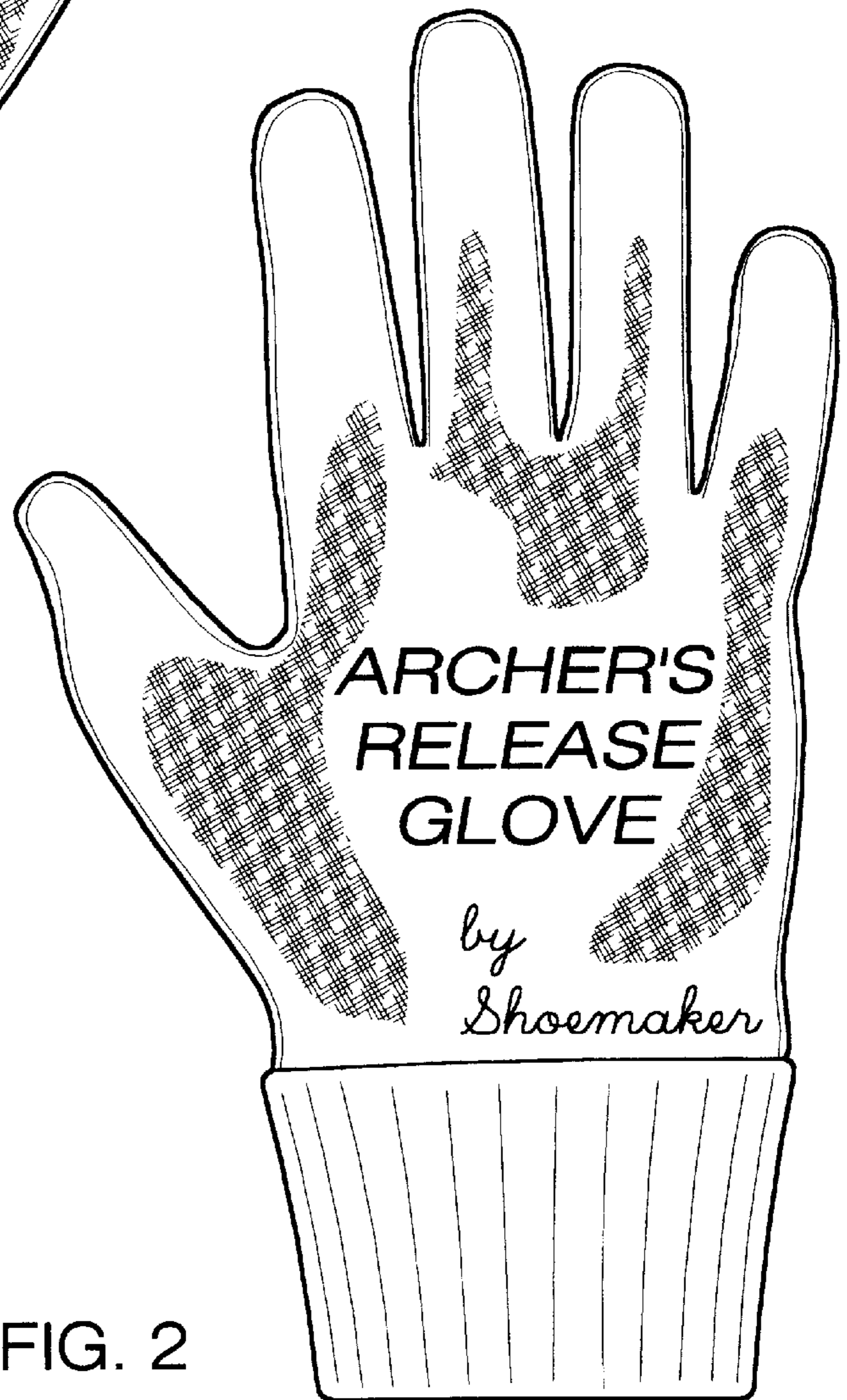


FIG. 2

FIG. 3




FIG. 4



FIG. 5

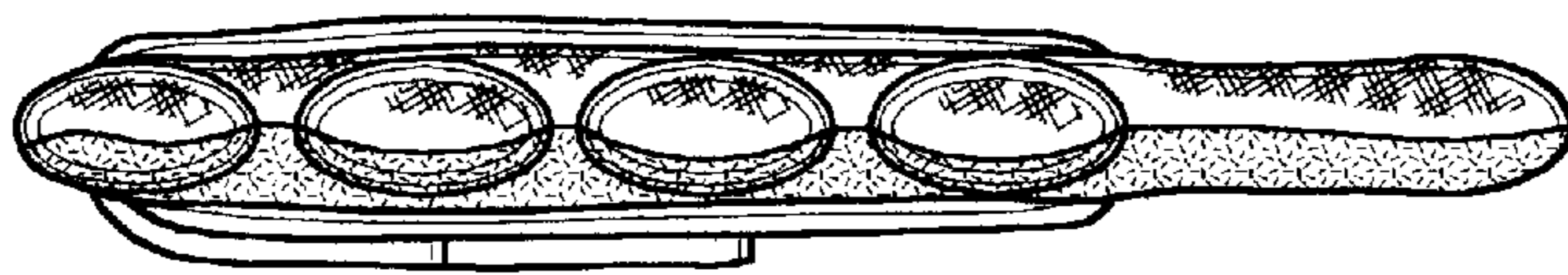


FIG. 6

