



US00D468480S

(12) **United States Design Patent**
Schuyler

(10) **Patent No.:** **US D468,480 S**

(45) **Date of Patent:** **** Jan. 7, 2003**

(54) **CHANDELIER ARM**

(75) Inventor: **Andrew M. Schuyler**, Colchester, VT (US)

(73) Assignee: **Schonbek Worldwide Lighting, Inc.**, Plattsburgh, NY (US)

(**) Term: **14 Years**

(21) Appl. No.: **29/140,109**

(22) Filed: **Apr. 11, 2001**

(51) **LOC (7) Cl.** **26-99**

(52) **U.S. Cl.** **D26/155**

(58) **Field of Search** D26/113, 81, 84,
D26/138, 142-149, 154-156; 362/432,
147, 404-409

(56) **References Cited**

U.S. PATENT DOCUMENTS

D75,435 S * 6/1928 Knieriem D26/155
D77,015 S * 11/1928 Lipsky D26/155

OTHER PUBLICATIONS

Item K175, Taiwan Lighting, p. 497, May 1997.*
Item TI-506, Taiwan Lighting, p. 433, May 1996.*

* cited by examiner

Primary Examiner—Jennifer Rivard
(74) *Attorney, Agent, or Firm*—Wolf, Greenfield & Sacks, P.C.

(57) **CLAIM**

The ornamental design for a chandelier arm, as shown and described.

DESCRIPTION

FIG. 1 is a left side view of the chandelier arm with a star-shaped surface ornament thereon and beads within a frame thereof shown in phantom, the right side view being a mirror image of the left side view;

FIG. 2 is a front view thereof;

FIG. 3 is a bottom view thereof;

FIG. 4 is a top view thereof;

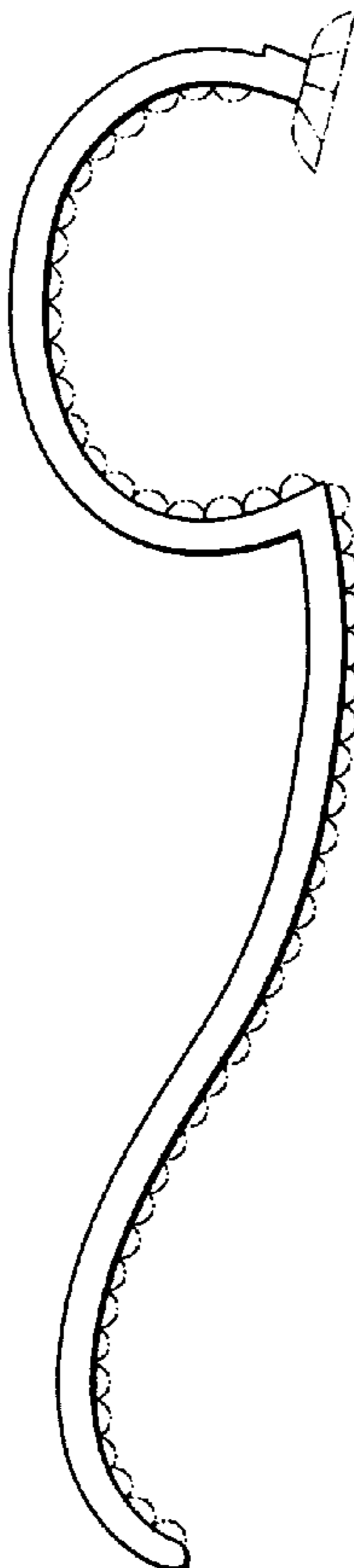
FIG. 5 is a rear view thereof;

FIG. 6 is a side, front, perspective view of the chandelier arm shown attached to a chandelier, with all elements of the chandelier but for the arm shown in phantom; and,

FIG. 7 is side, front, perspective view of the chandelier arm shown attached to a chandelier, with all elements of the chandelier including four other arms, but for the one arm and beads located therein, shown in phantom.

The phantom line environmental showing is for illustrative purposes only and forms no part of the claimed design.

1 Claim, 3 Drawing Sheets



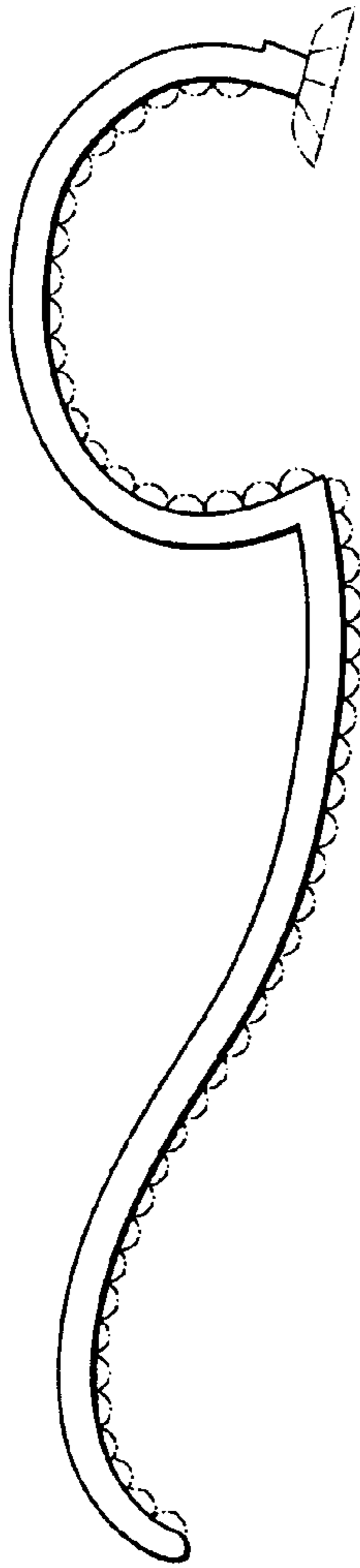


Fig. 1

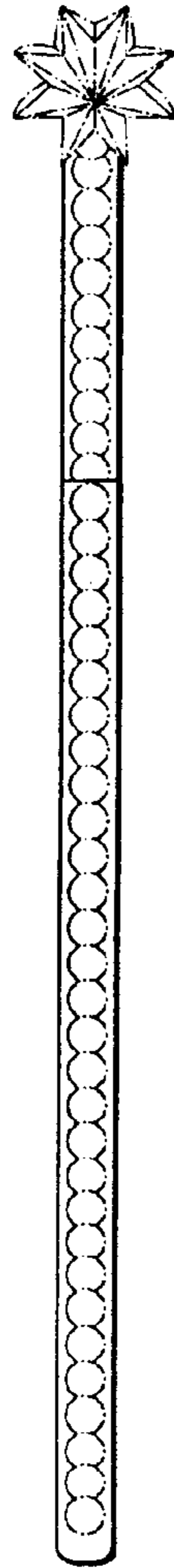


Fig. 2

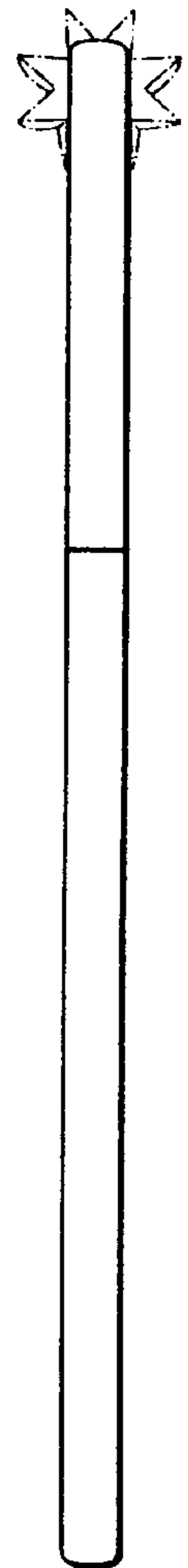


Fig. 5

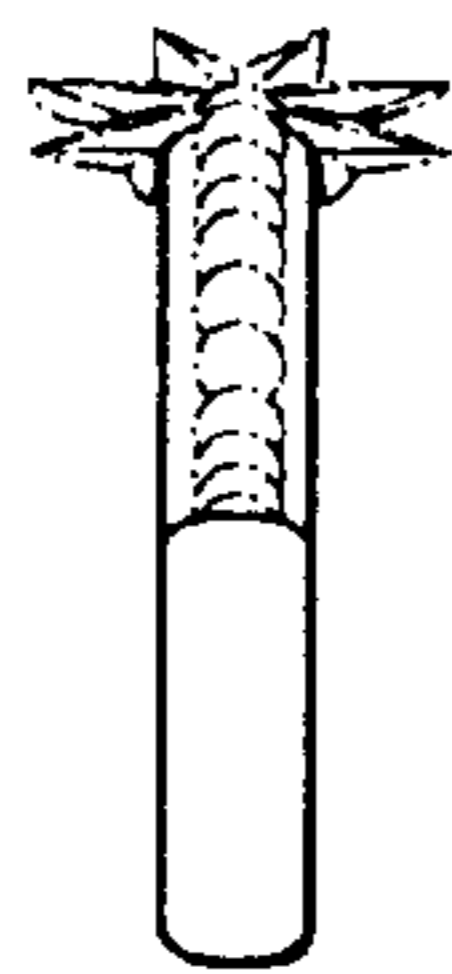


Fig. 3

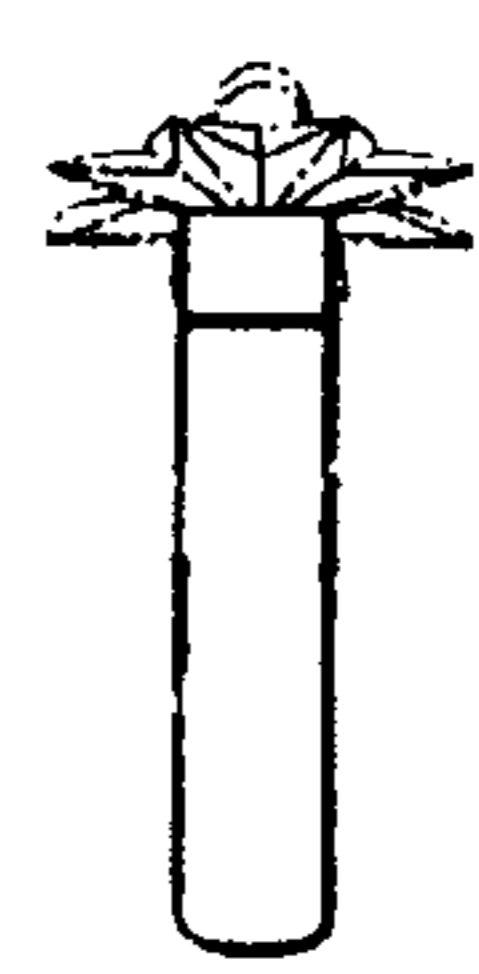


Fig. 4




Fig. 6




Fig. 7