



US00D468456S

(12) **United States Design Patent**  
**Bobel**

(10) **Patent No.:** **US D468,456 S**

(45) **Date of Patent:** **\*\* Jan. 7, 2003**

(54) **COMPACT FLUORESCENT REFLECTOR LAMP**

D435,577 S \* 12/2000 McBride ..... D26/2

\* cited by examiner

(76) **Inventor:** **Andrzej Bobel**, 640 Leland Ct., Lake Forest, IL (US) 60045

*Primary Examiner*—Marcus A. Jackson  
(74) *Attorney, Agent, or Firm*—Patents+TMS, P.C.

(\*\*) **Term:** **14 Years**

(57) **CLAIM**

(21) **Appl. No.:** **29/157,732**

The ornamental design for a compact fluorescent reflector lamp, as shown.

(22) **Filed:** **Mar. 25, 2002**

(51) **LOC (7) Cl.** ..... **26-06**

(52) **U.S. Cl.** ..... **D26/2**

(58) **Field of Search** ..... D26/1, 2, 3, 26;  
313/313, 315, 317, 318, 493; 315/52, 53,  
56, 57, 58

**DESCRIPTION**


FIG. 1 is a side perspective view of the compact fluorescent reflector lamp;  
FIG. 2 is a side perspective view of the compact fluorescent reflector lamp;  
FIG. 3 is a side view thereof;  
FIG. 4 is a top view thereof; and,  
FIG. 5 is a bottom view thereof.

(56) **References Cited**

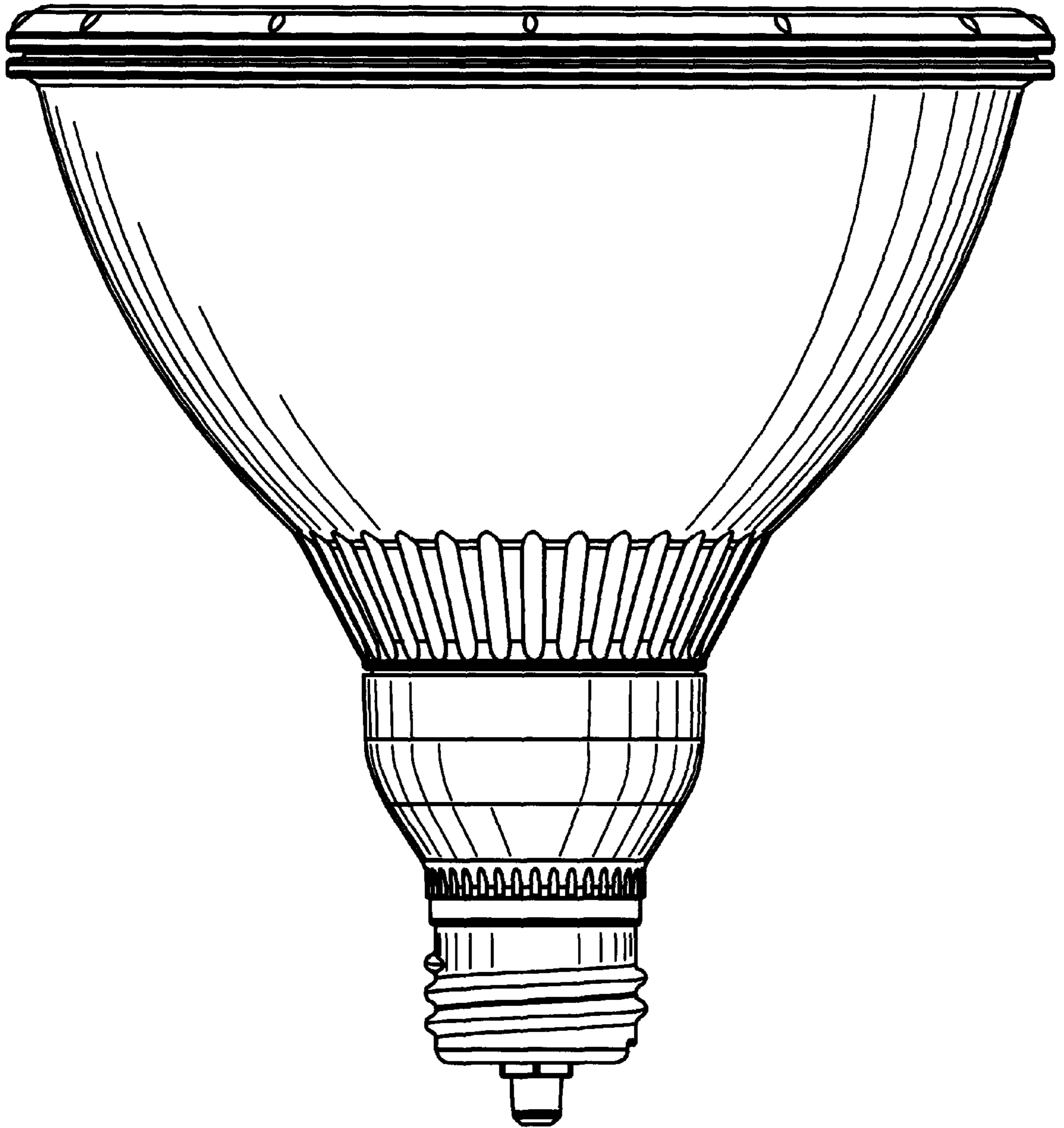
**U.S. PATENT DOCUMENTS**

D398,407 S \* 9/1998 O'Connell et al. .... D26/2  
D435,576 S \* 12/2000 McBride ..... D26/2


**1 Claim, 5 Drawing Sheets**



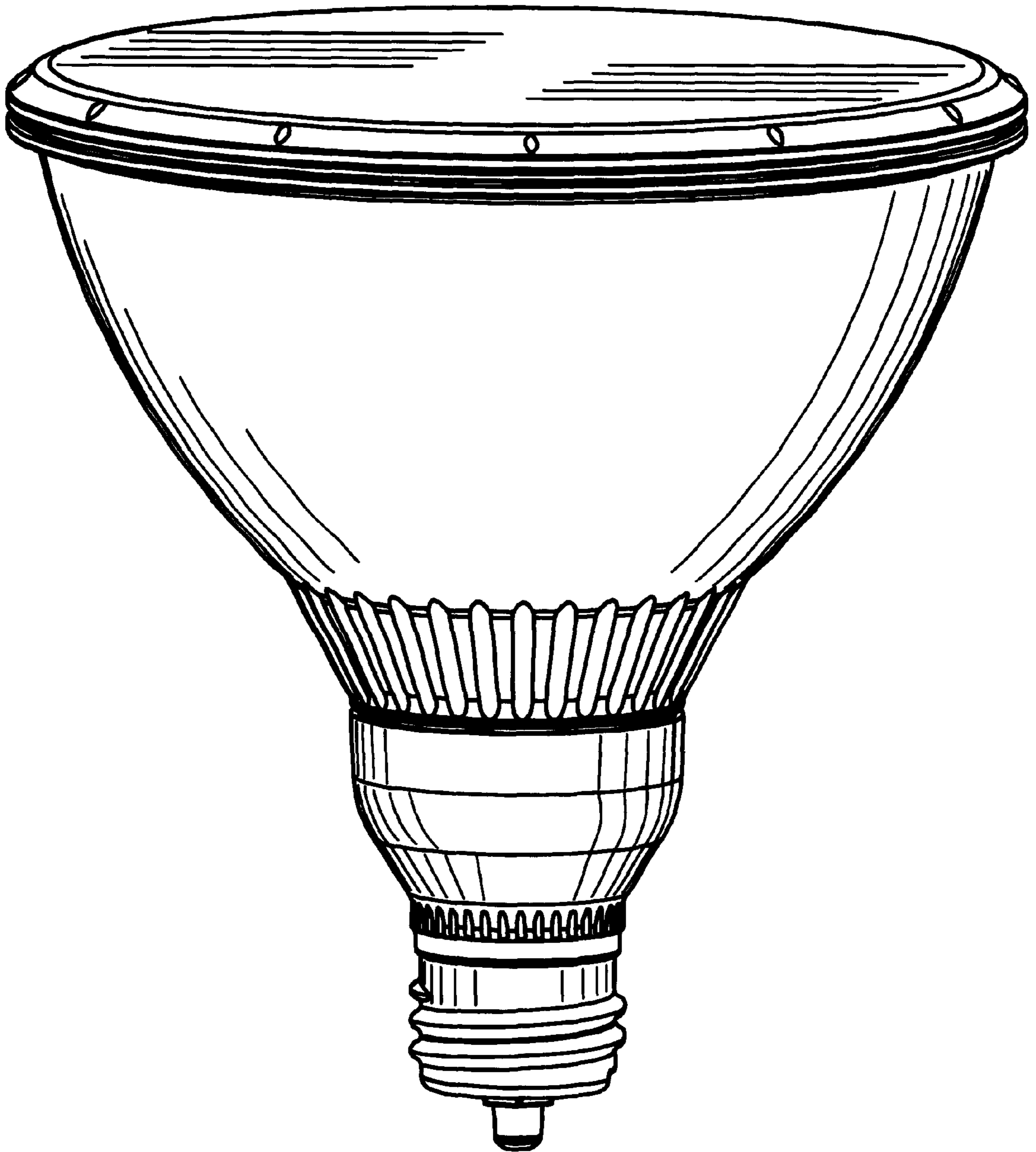
**FIG. 1**



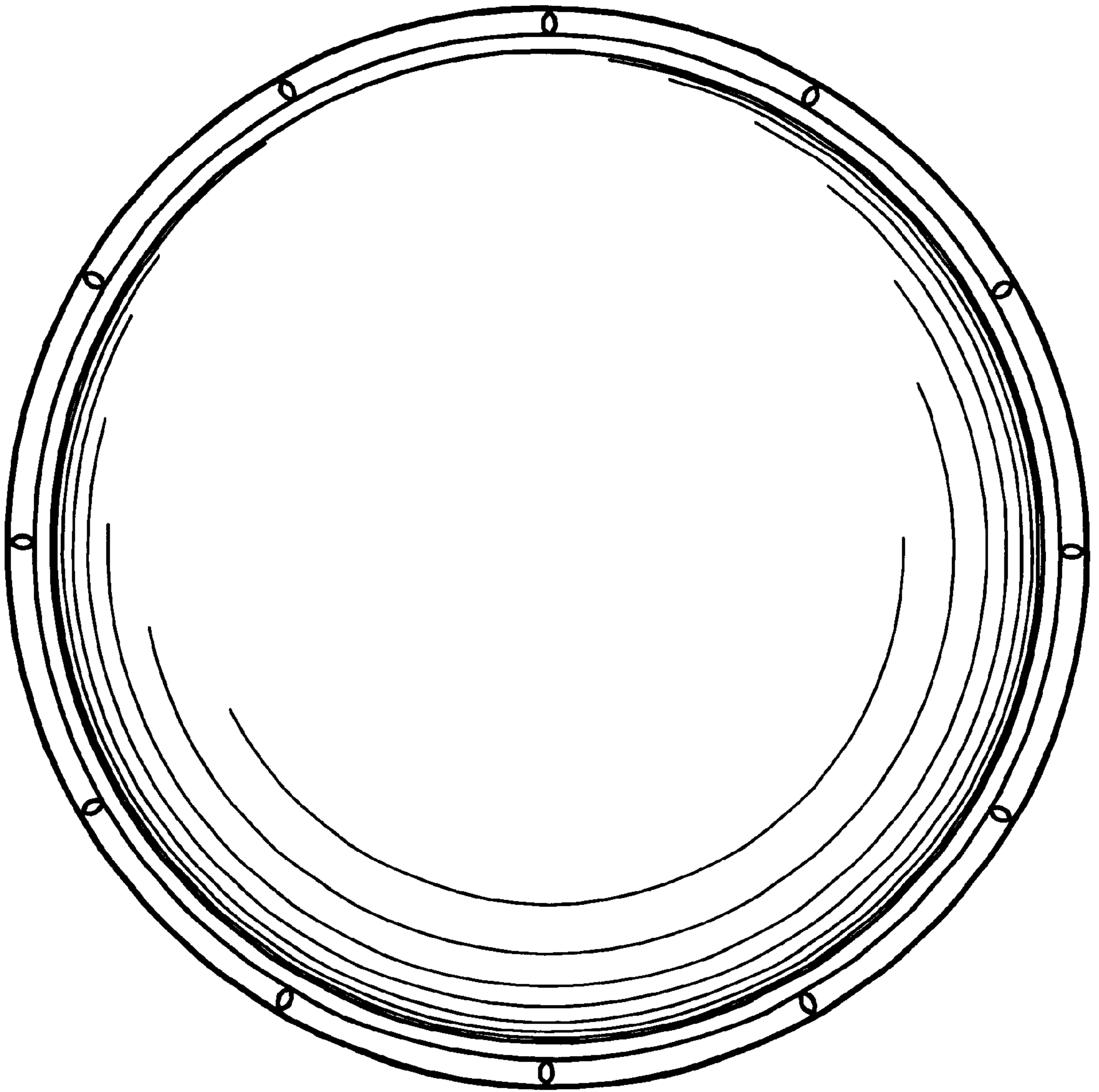
**FIG. 2**



**FIG. 3**



**FIG. 4**



**FIG. 5**

