



US00D468449S

(12) **United States Design Patent**
Britton

(10) **Patent No.:** **US D468,449 S**

(45) **Date of Patent:** **** Jan. 7, 2003**

- (54) **MOUNTAIN BLOCK**
- (75) Inventor: **Peter James Britton**, Gloucestershire (GB)
- (73) Assignee: **Aggregate Industries UK Limited**, Wiltshire (GB)
- (**) Term: **14 Years**
- (21) Appl. No.: **29/131,740**
- (22) Filed: **Oct. 27, 2000**
- (30) **Foreign Application Priority Data**
Apr. 28, 2000 (GB) 2092501
- (51) **LOC (7) Cl.** **25-01**
- (52) **U.S. Cl.** **D25/113**
- (58) **Field of Search** D25/151, 102, D25/112-118, 164, 199; D21/484-486, 500-505; 405/284, 16, 272-273; 404/29-30, 34, 37-42; 52/102, 574-582.2, 596, 603-612

- (56) **References Cited**
U.S. PATENT DOCUMENTS
D22,609 S * 7/1893 Deslauriers D25/151
1,963,966 A * 6/1934 Bennett D25/151 X

- D133,920 S * 9/1942 Beeson D25/151
- 2,305,280 A * 12/1942 Strunk et al. D25/151 X
- 2,718,674 A * 9/1955 Hinds D25/151 X
- D341,218 S * 11/1993 Easy D25/151
- D379,669 S * 6/1997 Karanikas D25/113
- D402,380 S * 12/1998 Komoroski D25/164
- 6,230,458 B1 * 5/2001 Silc et al. 52/612 X

* cited by examiner

Primary Examiner—Louis S. Zarfaz
Assistant Examiner—Robert A. Delehanty
(74) *Attorney, Agent, or Firm*—Darby & Darby


(57) **CLAIM**

The ornamental design for a mountain block, as shown and described.

DESCRIPTION

FIG. 1 is a front elevational view of a mountain block, showing my new design;
FIG. 2 is a left side elevational view thereof;
FIG. 3 is a right side elevational view thereof;
FIG. 4 is a rear elevational view thereof; and,
FIG. 5 is a top plan view thereof.
The bottom plan view is plain and unornamented.

1 Claim, 5 Drawing Sheets






FIG. 1




FIG. 2



FIG. 3




FIG. 4



FIG. 5