



US00D468445S

(12) **United States Design Patent**  
**Cormier**

(10) **Patent No.:** **US D468,445 S**

(45) **Date of Patent:** **\*\* \*Jan. 7, 2003**

(54) **SEAMLESS CORNICE FASCIA**

5,797,220 A \* 8/1998 Zaccagni ..... 52/94

(76) Inventor: **Denis A. Cormier**, 11 Landry Street,  
Caraquet, New Brunswick (CA), E1W  
1A3

\* cited by examiner

*Primary Examiner*—Doris Clark  
(74) *Attorney, Agent, or Firm*—Mario Theriault

(\* ) Notice: This patent is subject to a terminal dis-  
claimer.

(57) **CLAIM**

(\*\*) Term: **14 Years**

The ornamental design for a seamless cornice fascia, as  
shown and described.

(21) Appl. No.: **29/119,519**

**DESCRIPTION**

(22) Filed: **Mar. 2, 2000**

FIG. 1 is a front and right side perspective view of a  
seamless cornice fascia, showing a first variant of my new  
design;

(51) **LOC (7) Cl.** ..... **25-02**

(52) **U.S. Cl.** ..... **D25/55**

FIG. 2 is a right side view thereof, the left side view being  
a mirror image;

(58) **Field of Search** ..... 52/94-96; D25/55

FIG. 3 is a top view thereof, the bottom view being a mirror  
image; and,

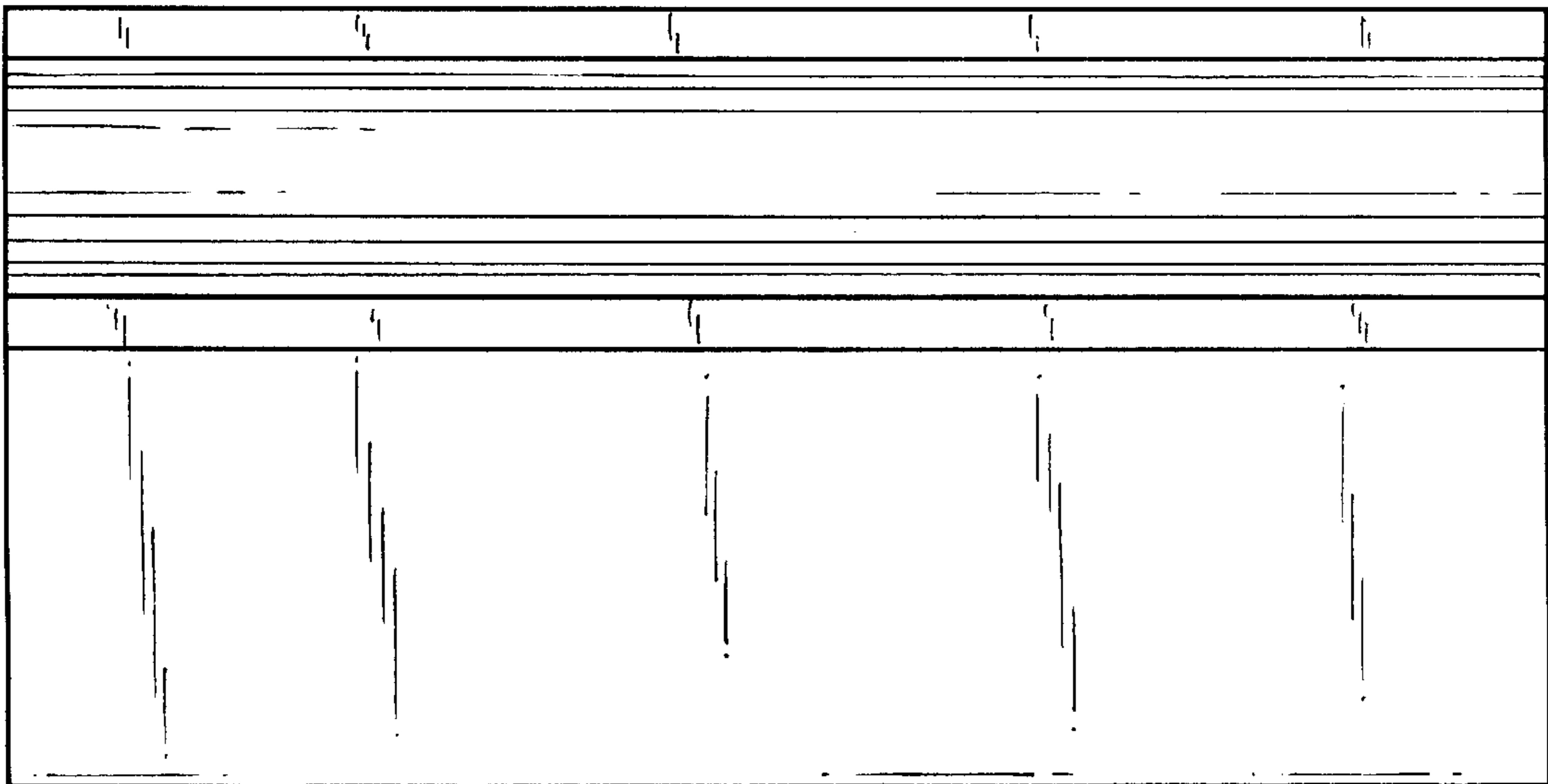
(56) **References Cited**

FIG. 4 is a front view thereof; the rear view being a mirror  
image.

**U.S. PATENT DOCUMENTS**

D268,703 S \* 4/1983 Lloyd-Jones ..... D25/55  
5,564,233 A \* 10/1996 Norton ..... 52/95

**1 Claim, 2 Drawing Sheets**






FIG. 1

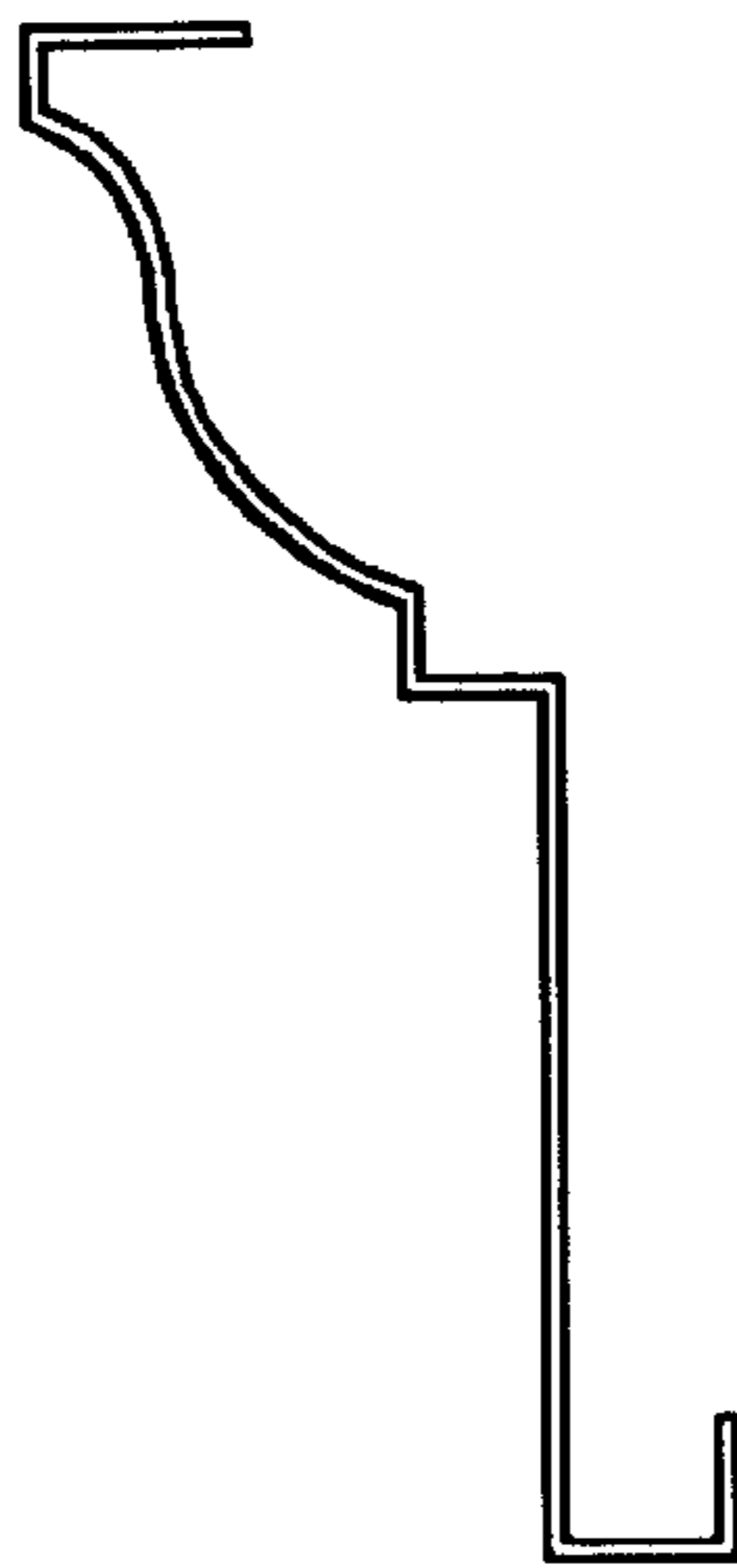


FIG. 2

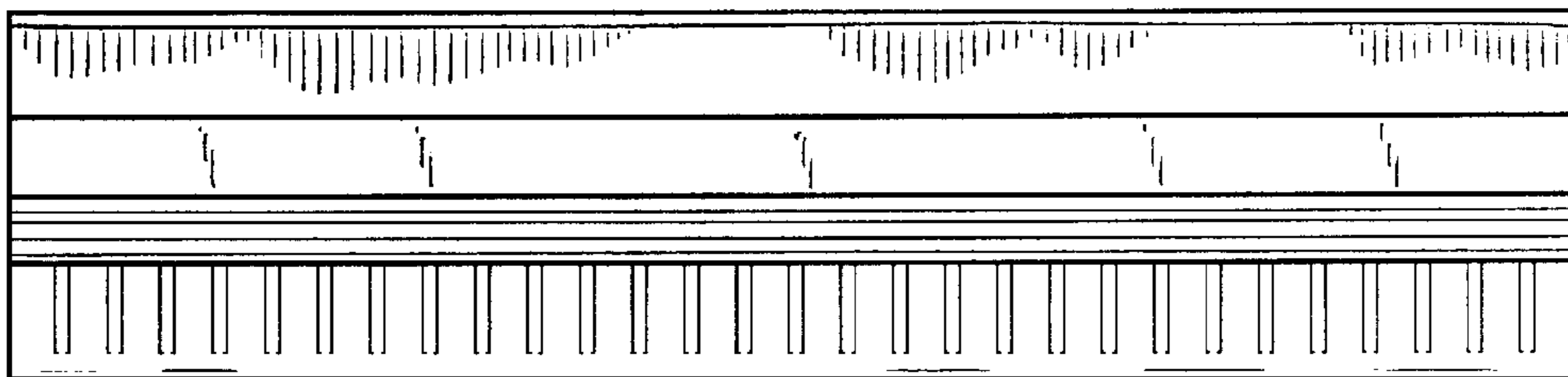


FIG. 3

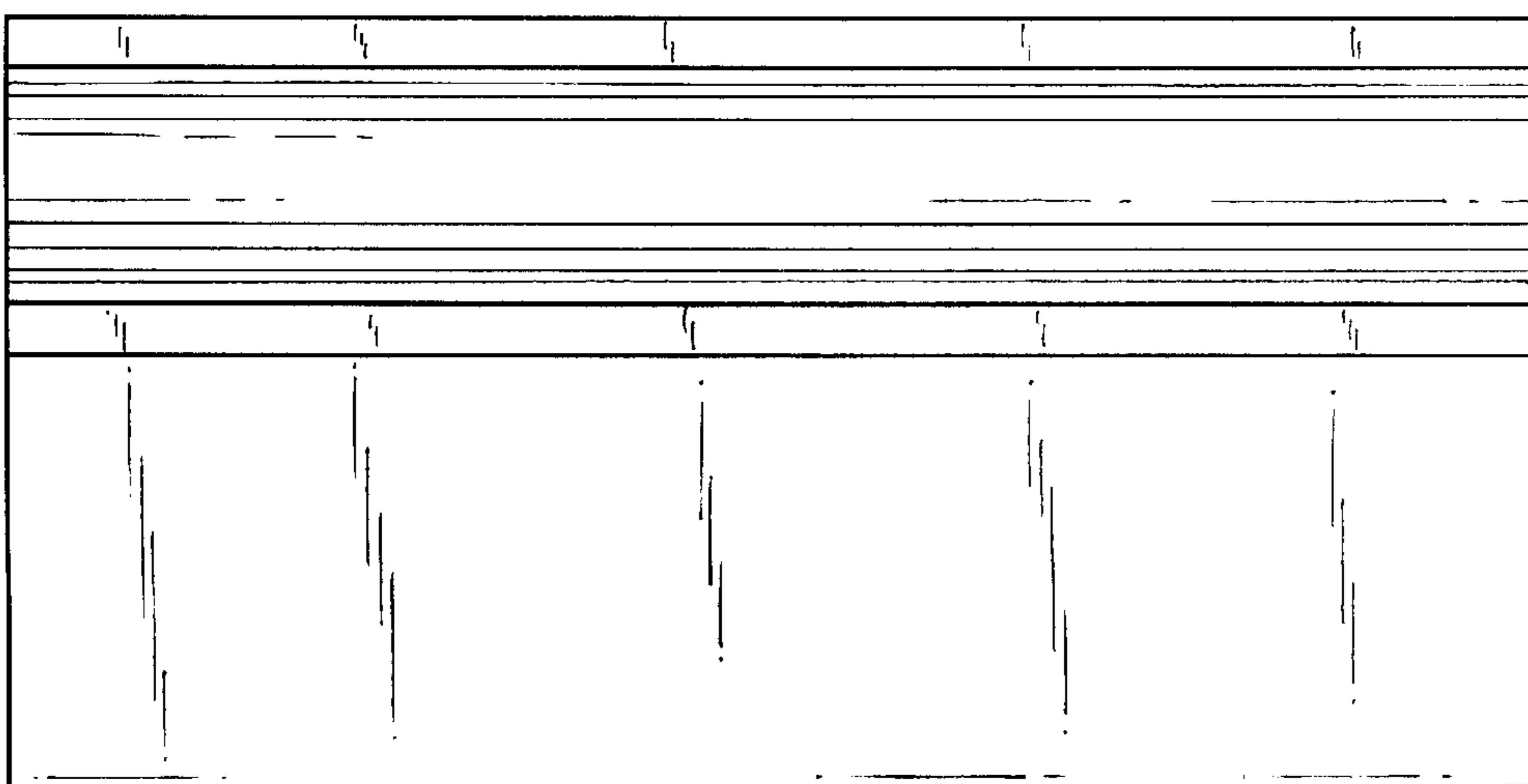


FIG. 4