



US00D468441S

(12) **United States Design Patent**  
**Pham**

(10) **Patent No.:** **US D468,441 S**

(45) **Date of Patent:** **\*\* Jan. 7, 2003**

(54) **DIAGNOSTIC TEST CARD**

(76) Inventor: **Tuan Hung Pham**, 9265 Activity Rd.,  
Ste. 112, San Diego, CA (US) 92126

(\*\*) Term: **14 Years**

(21) Appl. No.: **29/112,828**

(22) Filed: **Oct. 25, 1999**

(51) **LOC (7) Cl.** ..... **24-02**

(52) **U.S. Cl.** ..... **D24/225; D24/216; D24/223;**  
**D24/224**

(58) **Field of Search** ..... **D24/223, 225,**  
**D24/216; 422/55, 56, 58, 82.08, 101, 102,**  
**82.01, 87, 104, 59, 60; 435/805, 970, 4,**  
**13, 301.5; 436/528; 283/107; D20/40, 22,**  
**23, 24, 27, 25, 26, 28; D25/113**

(56) **References Cited**

**U.S. PATENT DOCUMENTS**

- 3,964,871 A \* 6/1976 Hochstrasser ..... 435/805
- 4,789,629 A \* 12/1988 Baker et al. .... 422/58
- 5,081,040 A \* 1/1992 Patel et al. .... 422/61
- D392,391 S \* 3/1998 Douglas et al. .... D24/225
- 5,747,274 A \* 5/1998 Jackowski ..... 422/58

- D415,206 S \* 10/1999 Gaines ..... D20/27
- 5,962,215 A \* 10/1999 Douglas et al. .... 422/58
- 5,976,895 A \* 11/1999 Cipkowski ..... D24/225
- D419,196 S \* 1/2000 Lewis et al. .... D20/23
- D430,303 S \* 8/2000 Cipowski ..... D24/225
- 6,186,946 B1 \* 2/2001 Nakajima ..... 422/58
- 6,200,532 B1 \* 3/2001 Wu et al. .... 422/73

\* cited by examiner

*Primary Examiner*—Ian Simmons

(74) *Attorney, Agent, or Firm*—Donn K. Harms


(57) **CLAIM**

The ornamental design for diagnostic test card, as shown and described.

**DESCRIPTION**

- FIG. 1 is a front view of a diagnostic test card showing my new design;
- FIG. 2 is a rear view of thereof;
- FIG. 3 is a first end view thereof;
- FIG. 4 is a second end view thereof;
- FIG. 5 is a first side view thereof; and,
- FIG. 6 is a second side view thereof.

**1 Claim, 6 Drawing Sheets**






fig. 1




fig. 2



**fig. 3**



**fig. 4**



**fig. 5**




fig. 6