



US00D468426S

(12) **United States Design Patent**  
**Edens et al.**

(10) **Patent No.:** **US D468,426 S**  
(45) **Date of Patent:** **\*\* Jan. 7, 2003**

(54) **LABIAL PAD**

(75) Inventors: **Ronald L. Edens**, Cumming, GA (US);  
**Richard J. Hantke**, Appleton, WI (US);  
**James J. Hlaban**, Neenah, WI (US);  
**Laura J. Keely**, Neenah, WI (US);  
**Thomas P. Keenan**, Appleton, WI (US);  
**Sylvia B. Little**, Marietta, GA (US);  
**Mary L. McDaniel**, Appleton, WI (US);  
**Patricia A. Mitchler**, Neenah, WI (US);  
**Stephen L. Nunn**, Appleton, WI (US);  
**William G. Reeves**, Appleton, WI (US);  
**Heather A. Sorebo**, Appleton, WI (US);  
**Susan M. Weyenberg**, Appleton, WI (US)

4,804,380 A	2/1989	Lassen et al.	
4,846,824 A	7/1989	Lassen et al.	
4,911,701 A	* 3/1990	Mavinkurve .....	604/385.2
D335,345 S	5/1993	Glaug	
D345,210 S	3/1994	Thomas	
D348,514 S	* 7/1994	Pearlstein et al. ....	D24/125
D352,351 S	* 11/1994	Garth .....	D24/125
D354,349 S	1/1995	Grein	
5,425,725 A	6/1995	Tanzer et al.	
5,573,523 A	11/1996	Whalen et al.	
D384,151 S	9/1997	Raufman	
D384,152 S	9/1997	Raufman	
D403,404 S	12/1998	Bernard et al.	
D404,814 S	1/1999	Mayer	
5,885,265 A	3/1999	Osborn, III et al.	

(List continued on next page.)

(73) Assignee: **Kimberly-Clark Worldwide, Inc.**,  
Neenah, WI (US)

*Primary Examiner*—Stella Reid

(74) *Attorney, Agent, or Firm*—Thomas M. Parker

(\*\*) Term: **14 Years**

(57) **CLAIM**

(21) Appl. No.: **29/151,242**

We claim the ornamental design for a labial pad, as shown and described.

(22) Filed: **Nov. 15, 2001**

**DESCRIPTION**

**Related U.S. Application Data**

(63) Continuation-in-part of application No. 29/147,356, filed on Aug. 27, 2001.

(51) **LOC (7) Cl.** ..... **24-04**

(52) **U.S. Cl.** ..... **D24/124**

(58) **Field of Search** ..... D24/124, 125;  
604/358, 366, 369, 374, 378, 330, 385.17,  
384, 385.01

FIG. 1 is a top plan view of a labial pad embodying our new design;

FIGS. 2 and 3 are, respectively, left and right side elevational views of the labial pad illustrated in FIG. 1;

FIGS. 4 and 5 are, respectively, front and rear elevational views of the labial pad illustrated in FIG. 1;

FIG. 6 is a bottom plan view of the labial pad illustrated in FIG. 1;

FIG. 7 is a top plan view of an alternate embodiment of the labial pad embodying our new design;

FIGS. 8 and 9 are, respectively, left and right side elevational views of the labial pad illustrated in FIG. 7;

FIGS. 10 and 11 are, respectively, front and rear elevational views of the labial pad illustrated in FIG. 7; and,

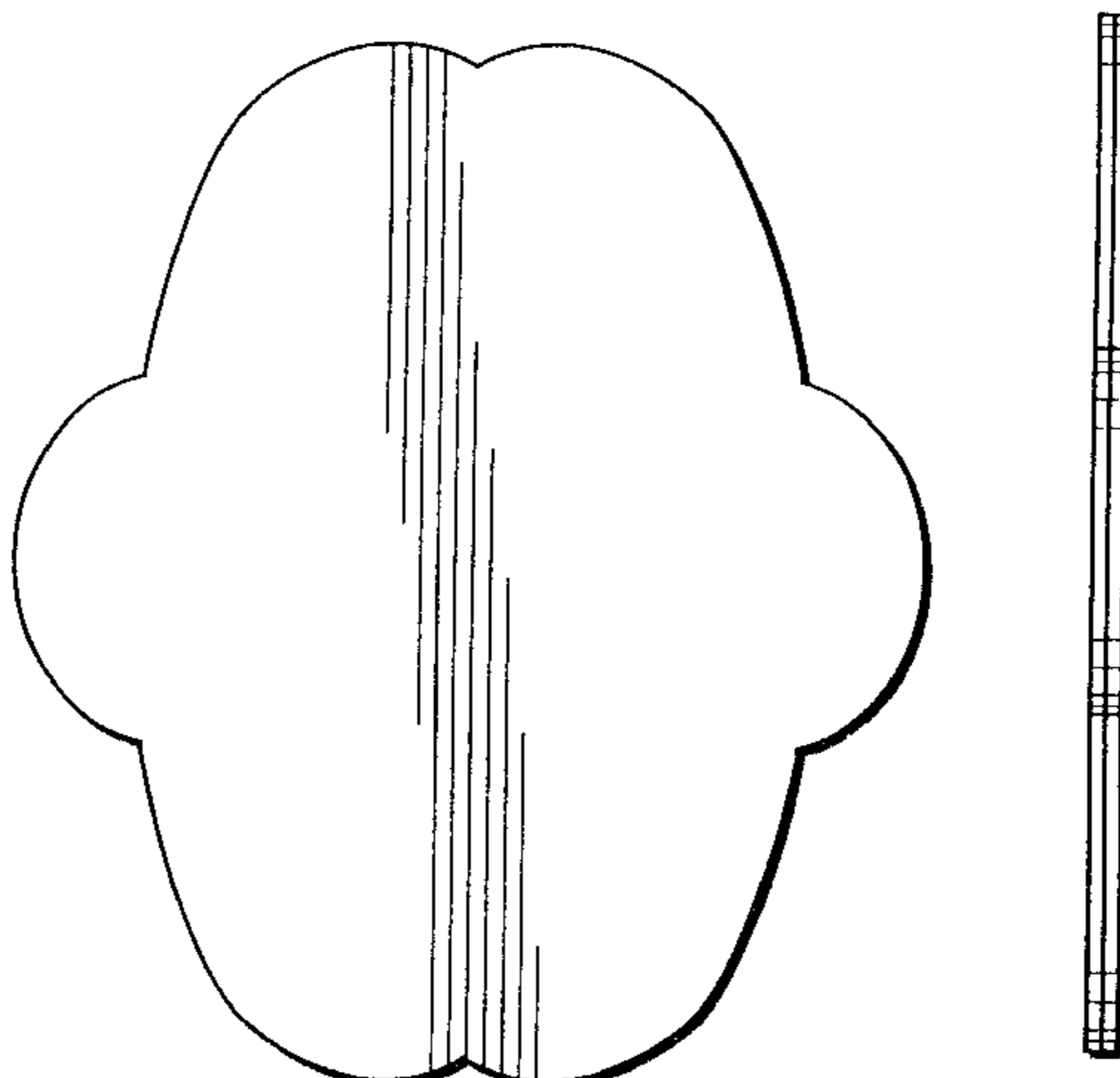
FIG. 12 is a bottom plan view of the labial pad illustrated in FIG. 7.

(56) **References Cited**

**U.S. PATENT DOCUMENTS**

2,331,355 A	10/1943	Strongson	
3,528,422 A	9/1970	Hodas	
4,490,147 A	12/1984	Pierce et al.	
4,589,876 A	* 5/1986	Tilburg .....	604/385.1
4,595,392 A	6/1986	Johnson et al.	
4,743,245 A	5/1988	Lassen et al.	

**1 Claim, 2 Drawing Sheets**



# US D468,426 S

Page 2

---

## U.S. PATENT DOCUMENTS

5,916,205 A	6/1999	Olson et al.	6,254,584 B1	7/2001	Osborn, III et al.
6,045,543 A	4/2000	Pozniak et al.	6,258,074 B1	7/2001	Prazak
6,075,178 A	6/2000	La Wilhelm et al.	6,261,277 B1	7/2001	Osborn, III et al.
6,149,639 A	11/2000	Lundberg et al.	6,306,123 B1	10/2001	Salerno et al.
6,203,654 B1	3/2001	McFall et al.	6,384,296 B1	5/2002	Roe et al.
6,232,521 B1	5/2001	Bewick-Sonntag et al.	6,387,085 B1	5/2002	Van Gompel et al.
D443,357 S	6/2001	Anthony	6,402,728 B2	6/2002	Otsubo

\* cited by examiner

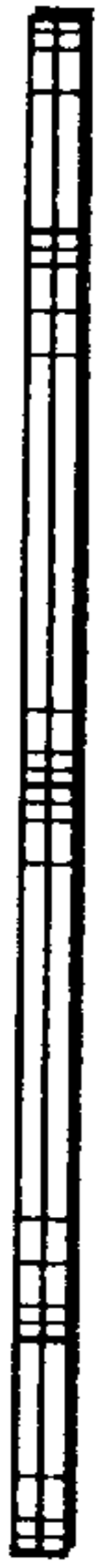


FIG. 5

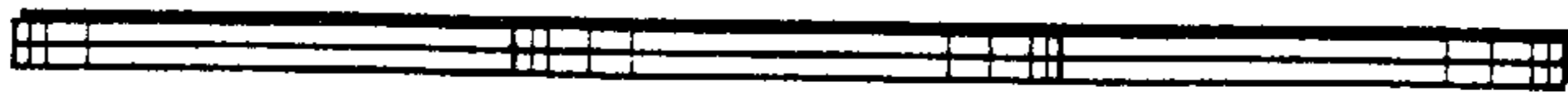


FIG. 2

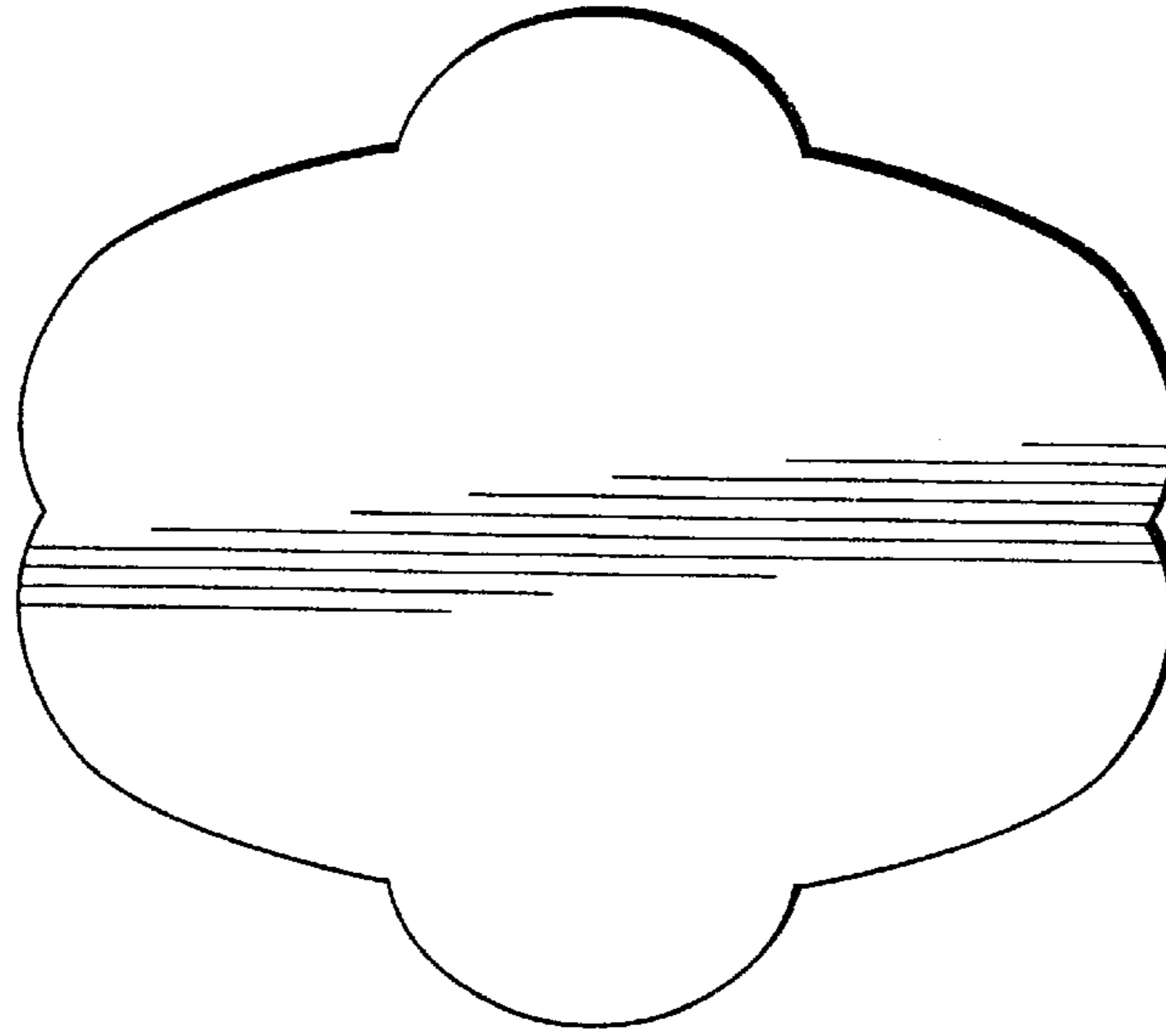


FIG. 1




FIG. 3

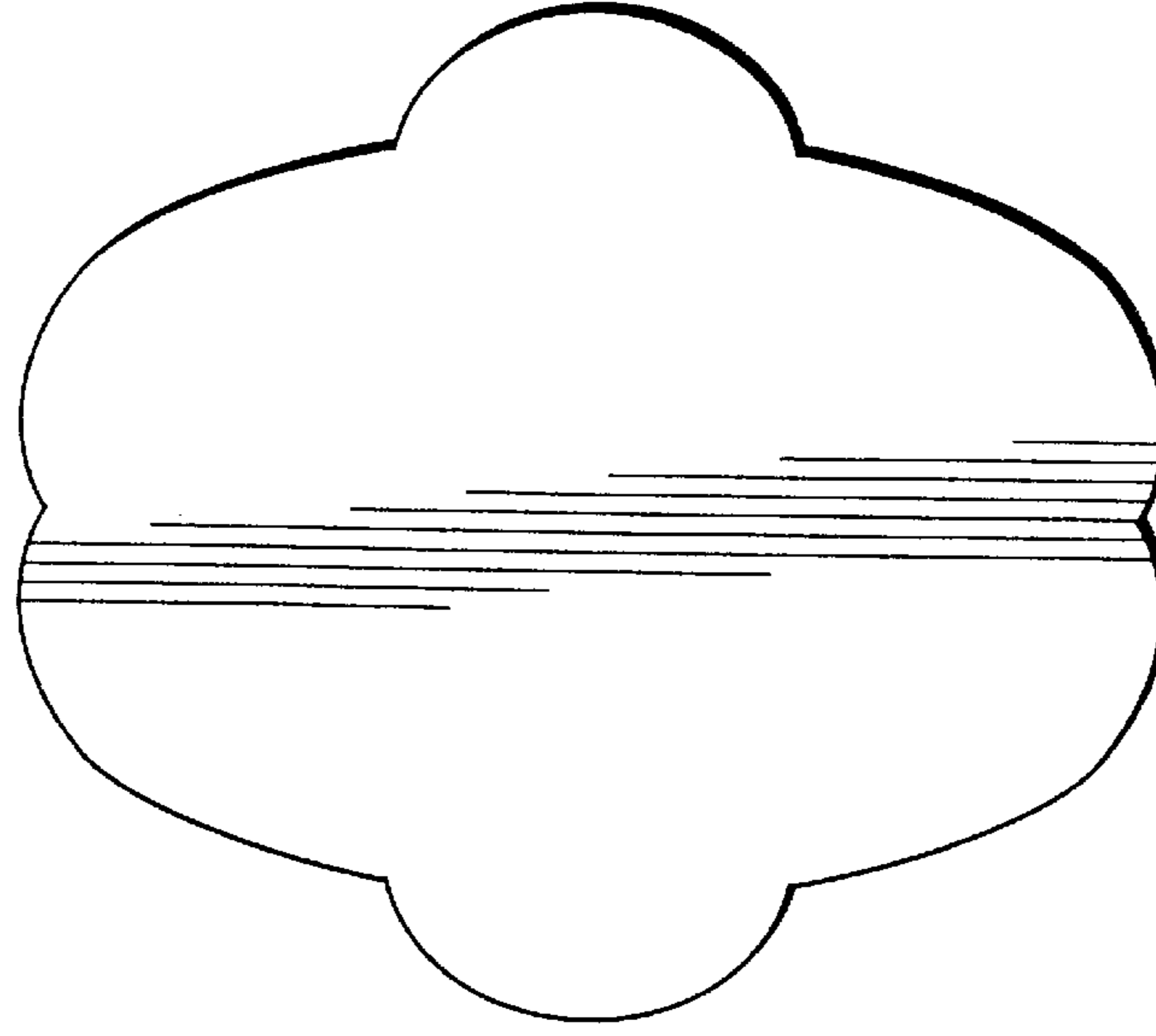


FIG. 6

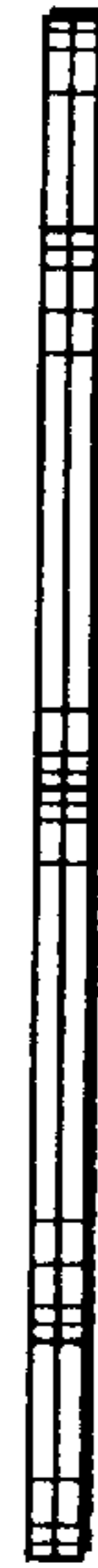


FIG. 4



FIG. 11




FIG. 8

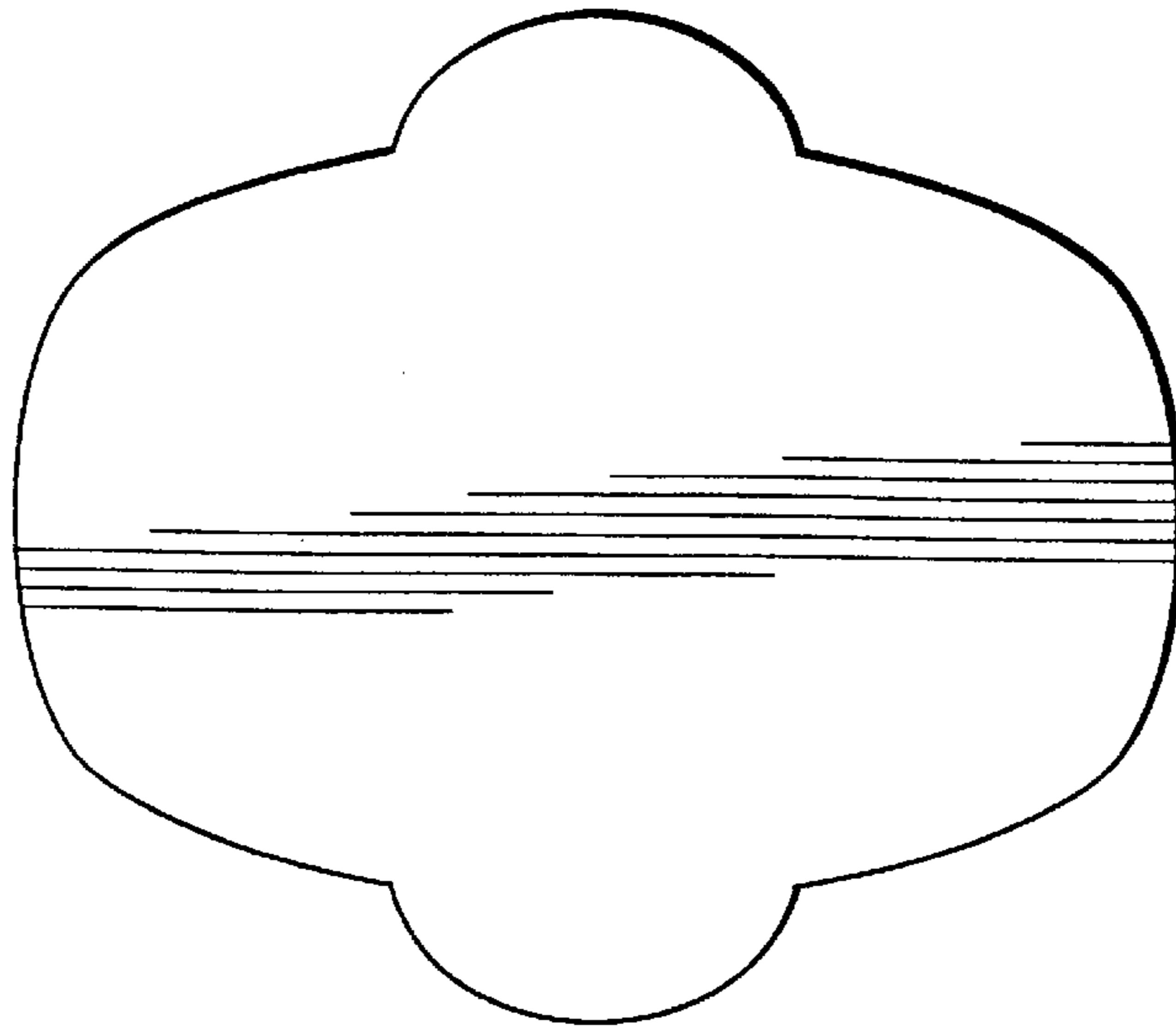


FIG. 7

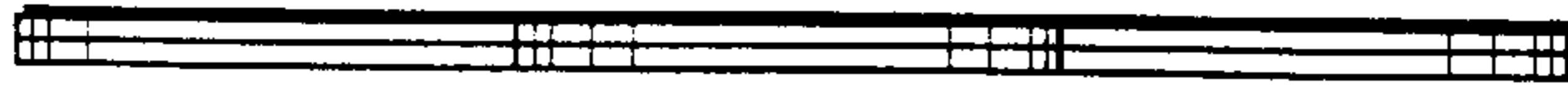


FIG. 9

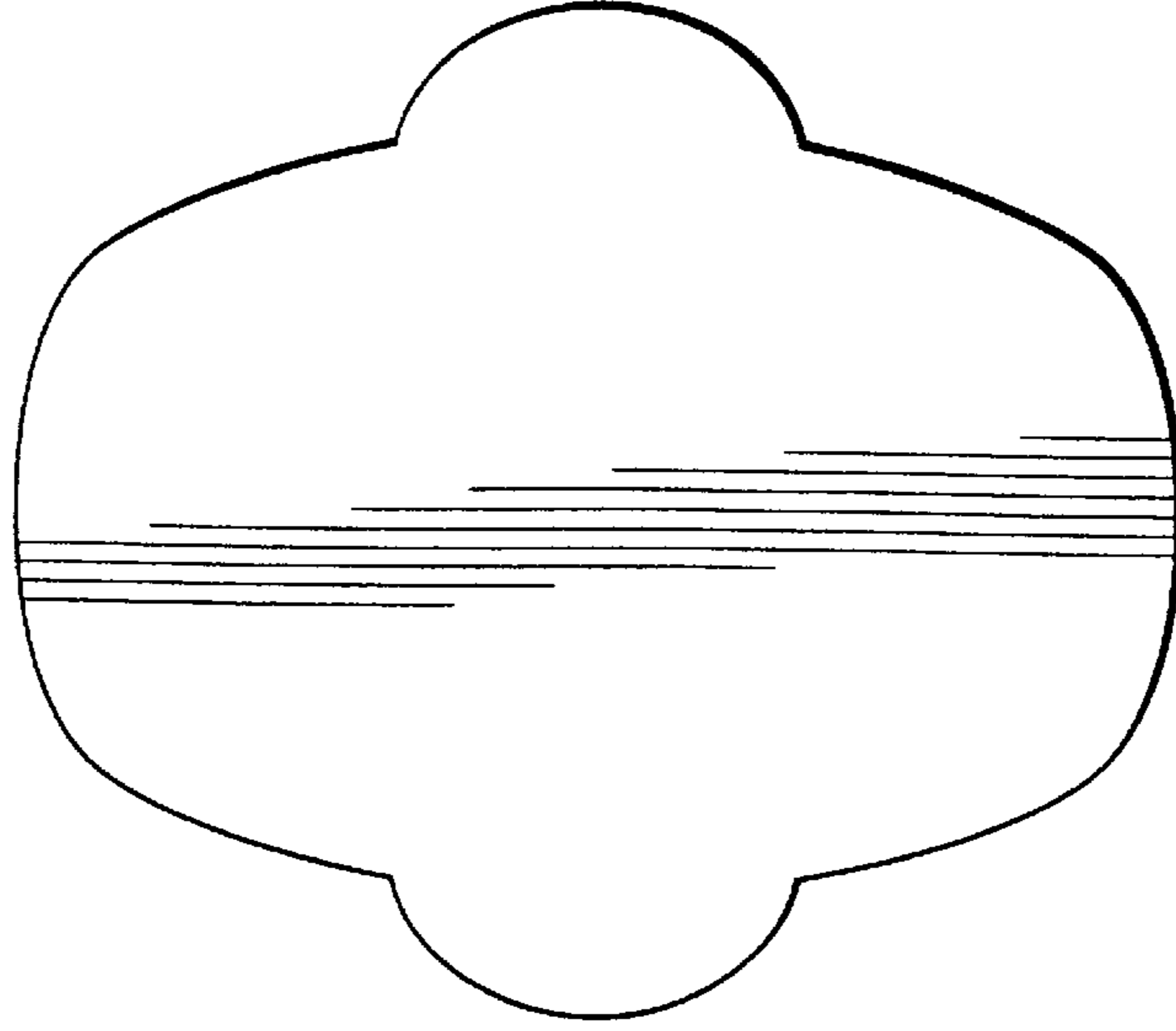


FIG. 12



FIG. 10