

US00D468418S

(12) **United States Design Patent**  
**Ilicic**

(10) **Patent No.:** **US D468,418 S**

(45) **Date of Patent:** **\*\* Jan. 7, 2003**

(54) **COVER FOR AIR CONDITIONER, HEAT RADIATOR AND SUCH UNSIGHTLY STRUCTURES**

5,831,811 A \* 11/1998 Van Horn ..... 150/165 X  
6,149,001 A \* 11/2000 Akins ..... 150/165 X  
RE37,086 E 3/2001 Moore et al. .... 454/330

(76) Inventor: **Zdravo Ilicic**, 17 Cliff Ct., Highland Park, NJ (US) 08904

\* cited by examiner

(\*\*) Term: **14 Years**

*Primary Examiner*—Louis S. Zarfes  
*Assistant Examiner*—Robert A. Delehanty  
(74) *Attorney, Agent, or Firm*—Rashida A. Karmali

(21) Appl. No.: **29/154,767**

(57) **CLAIM**

(22) Filed: **Jan. 29, 2002**

An ornamental cover for air conditioner, heat radiator and such unsightly structures, as shown and described.

(51) **LOC (7) Cl.** ..... **06-06**

(52) **U.S. Cl.** ..... **D23/395**

(58) **Field of Search** ..... D23/354, 386,  
D23/395; 190/165; D6/610

**DESCRIPTION**

(56) **References Cited**

**U.S. PATENT DOCUMENTS**

- 2,467,471 A \* 4/1949 Goldstein ..... 150/165
- 2,705,990 A \* 4/1955 Miller ..... 150/165
- 3,320,996 A \* 5/1967 Singer ..... 150/165
- D283,838 S \* 5/1986 Kimura ..... D23/354
- 4,625,784 A \* 12/1986 Boroson ..... 150/165
- 4,932,524 A \* 6/1990 Hodson ..... 150/165 X
- 5,054,380 A 10/1991 Hubbard ..... 98/103
- 5,230,657 A 7/1993 Opoka ..... 454/289
- D377,083 S 12/1996 Smolarski ..... D23/393
- D378,851 S 4/1997 Smolarski ..... D23/388

FIG. 1 shows a perspective view of a cover for air conditioner, heat radiator and such unsightly structures, showing my design.

FIG. 2 shows a front view thereof, showing three openings, from left to right, for a hinged door, an air intake latch for the air conditioner and an air intake latch for the heat radiator.

FIG. 3 shows a top view thereof; and,

FIG. 4 shows a back view thereof.

The broken line showing of environmental structure of an air conditioner, heat radiator or such unsightly structures is for illustrative purposes only and forms no part of the claimed design.

**1 Claim, 4 Drawing Sheets**

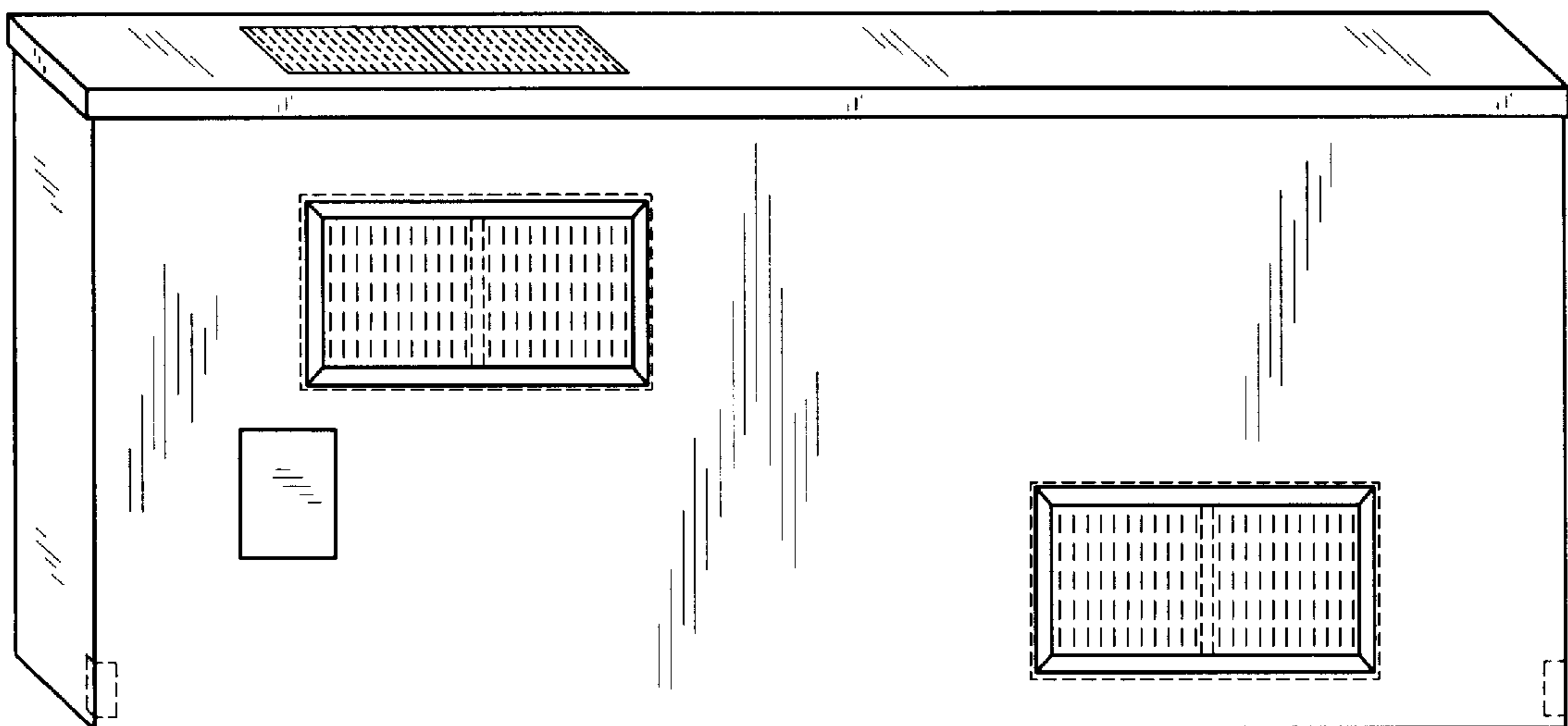


FIG. 1

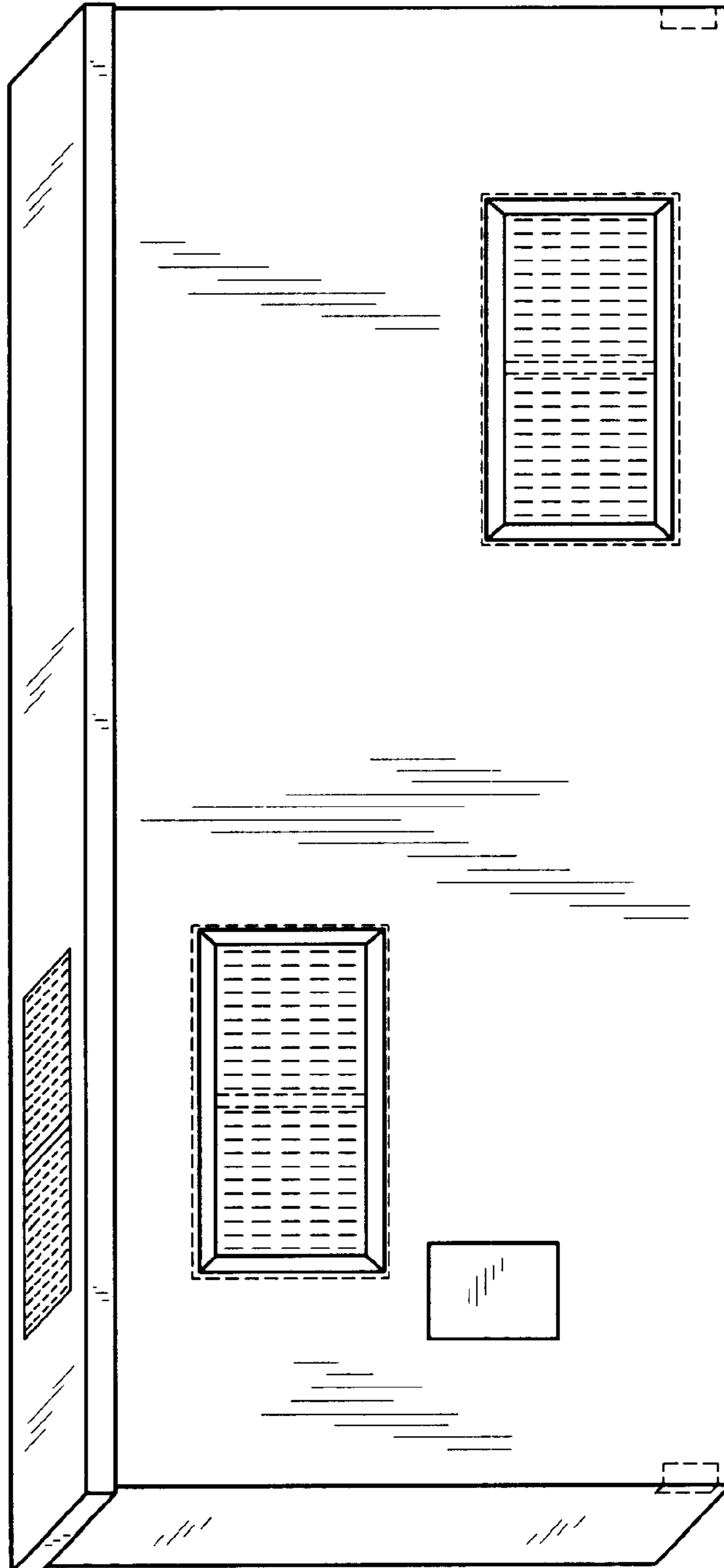


FIG. 2

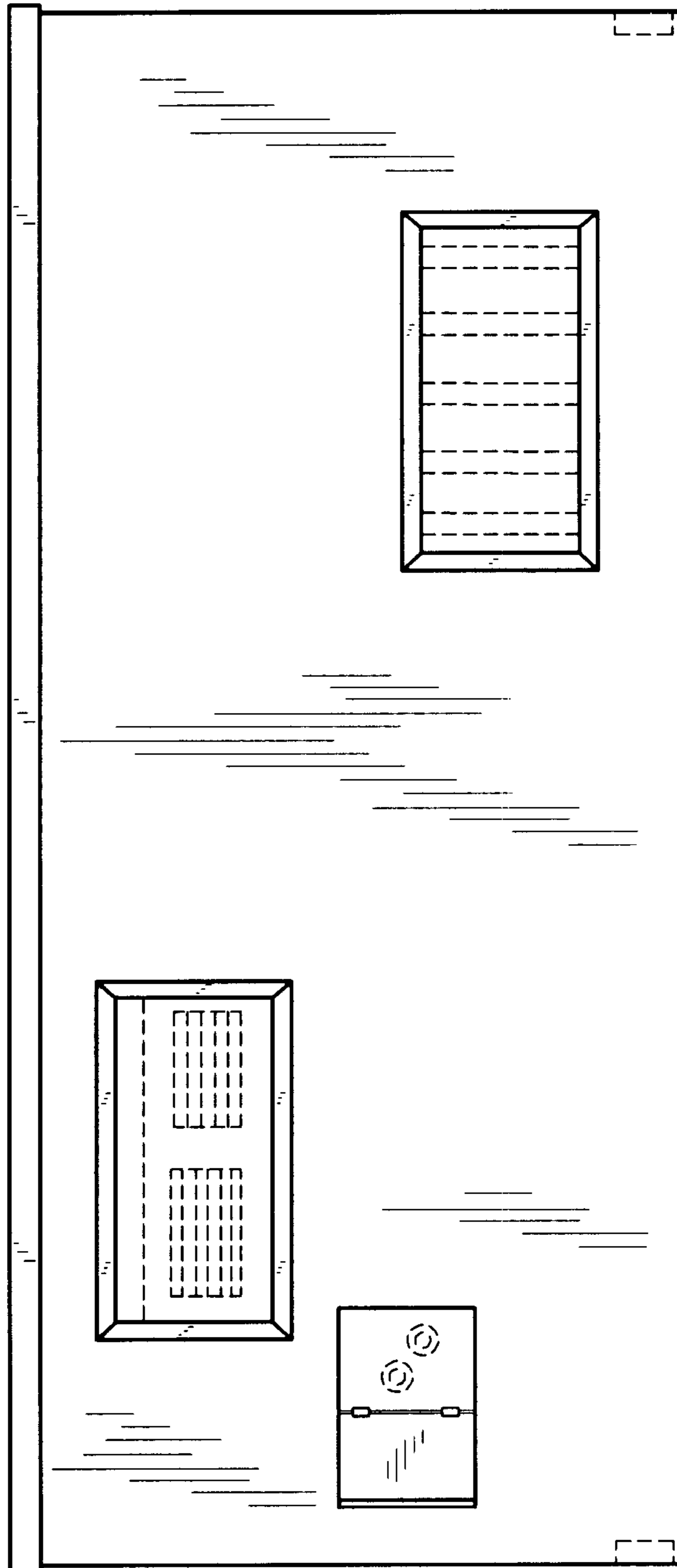


FIG. 3

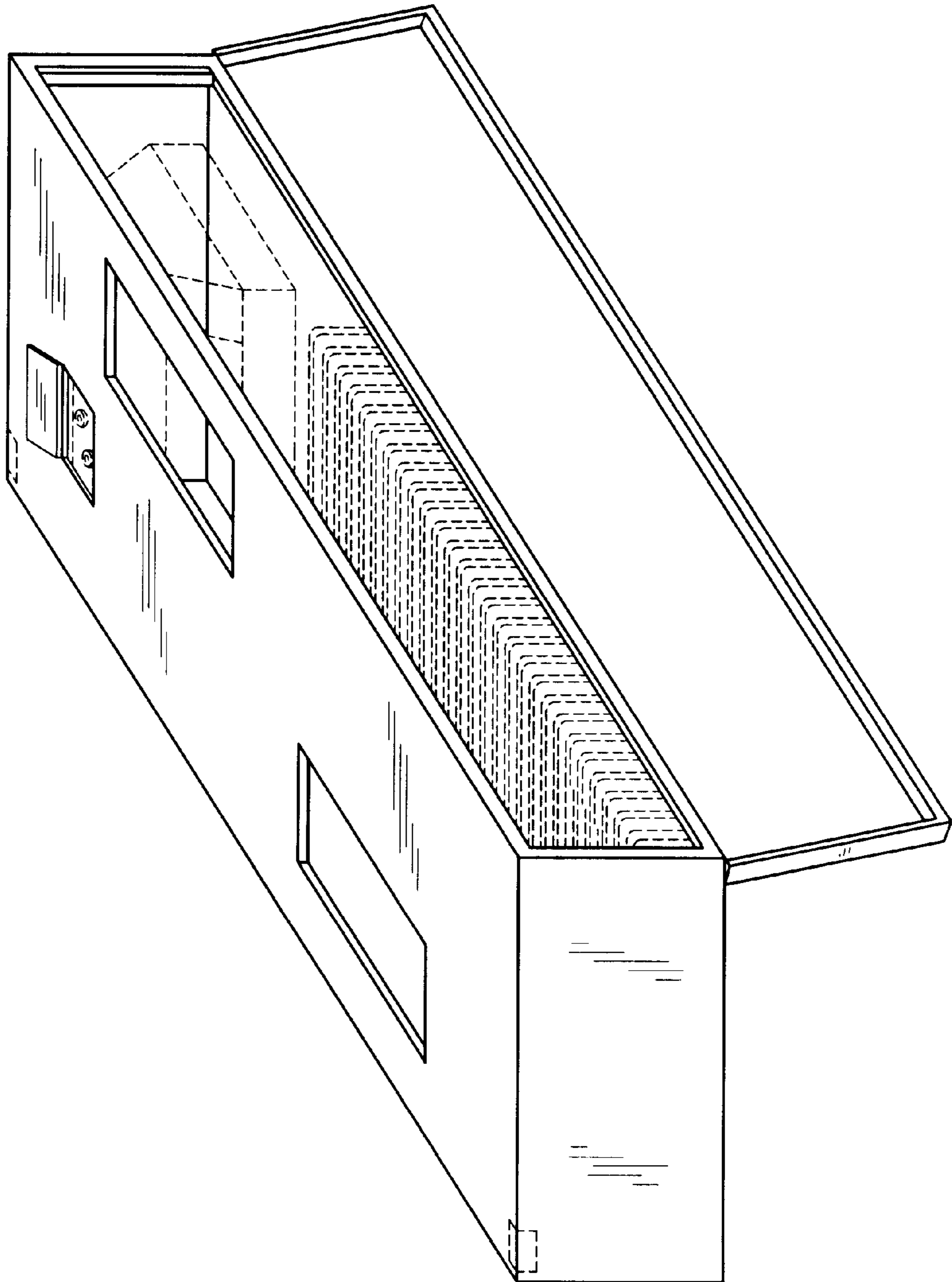


FIG. 4

