



US00D468413S

(12) **United States Design Patent**
McKeone

(10) **Patent No.:** **US D468,413 S**

(45) **Date of Patent:** **** Jan. 7, 2003**

(54) **STAND**

(75) **Inventor:** **William C. McKeone**, Sheboygan, WI (US)

(73) **Assignee:** **Kohler Co.**, Kohler, WI (US)

(**) **Term:** **14 Years**

(21) **Appl. No.:** **29/140,884**

(22) **Filed:** **Apr. 26, 2001**

(51) **LOC (7) Cl.** **23-02**

(52) **U.S. Cl.** **D23/308**

(58) **Field of Search** D23/270-271,
D23/273, 284-292, 293.1, 303, 308; 4/619,
621-627, 630-646, 650-654, 656, 658-661

(56) **References Cited**

U.S. PATENT DOCUMENTS

D77,877 S	*	2/1929	Brain	D23/292 X
D172,376 S	*	6/1954	Watkins	D23/293.1
2,746,664 A	*	5/1956	Strmic	4/638
D443,048 S	*	5/2001	Smith	D23/284

OTHER PUBLICATIONS

American Standard: Heritage Pedestal Lavatory, Heritage Petite Pedestal Lavatory, Ashmont Countertop/Undercounter Lavatory, 1991.*
 2000 Kohler catalog ad showing a console table.
 1999 Kallista catalog ad, p. 63, showing a "Barbara Barry" undercounter basin.
 2000 Kohler catalog ad, p. 12.17, showing a "Memoirs" console tabletop.

1929 Kohler catalog ad, p. 232, showing a "Deauville" lavatory.

1934 Kohler catalog ad, p. 233-B, showing "Claridge" lavatories.

* cited by examiner

Primary Examiner—Louis S. Zarfes

Assistant Examiner—Robert A. Delehanty

(74) *Attorney, Agent, or Firm*—Quarles & Brady LLP

(57) **CLAIM**

The ornamental design for a stand, as shown and described.

DESCRIPTION

In a preferred embodiment, the nature of this product is as a pedestal primarily useful for supporting a plumbing fixture such as a lavatory.

FIG. 1 is a left, top, front perspective view of a stand embodying my new design;

FIG. 2 is a top plan view thereof;

FIG. 3 is a front elevational view thereof;

FIG. 4 is a left side elevational view thereof, the right side elevational view being a mirror image of the left side shown; and,

FIG. 5 is a rear elevational view thereof.

The broken line representations of mounting holes in FIGS. 1 and 2, and of a mounting hole for a lavatory or the like in FIGS. 1 and 2, and of a lavatory bowl in FIGS. 1-5, are for the purpose of illustration only, and form no part of the claimed design.

1 Claim, 2 Drawing Sheets

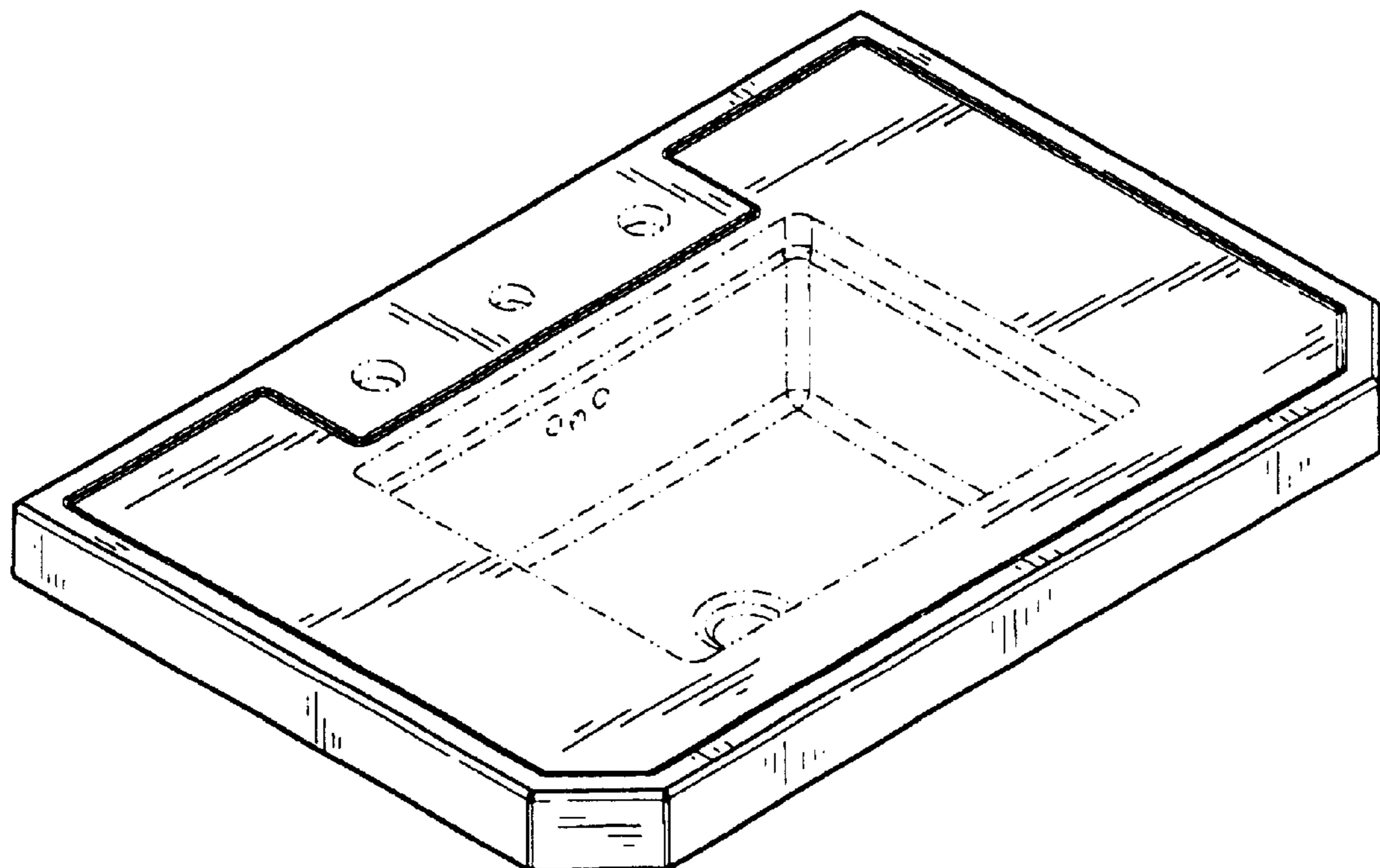


FIG. 1

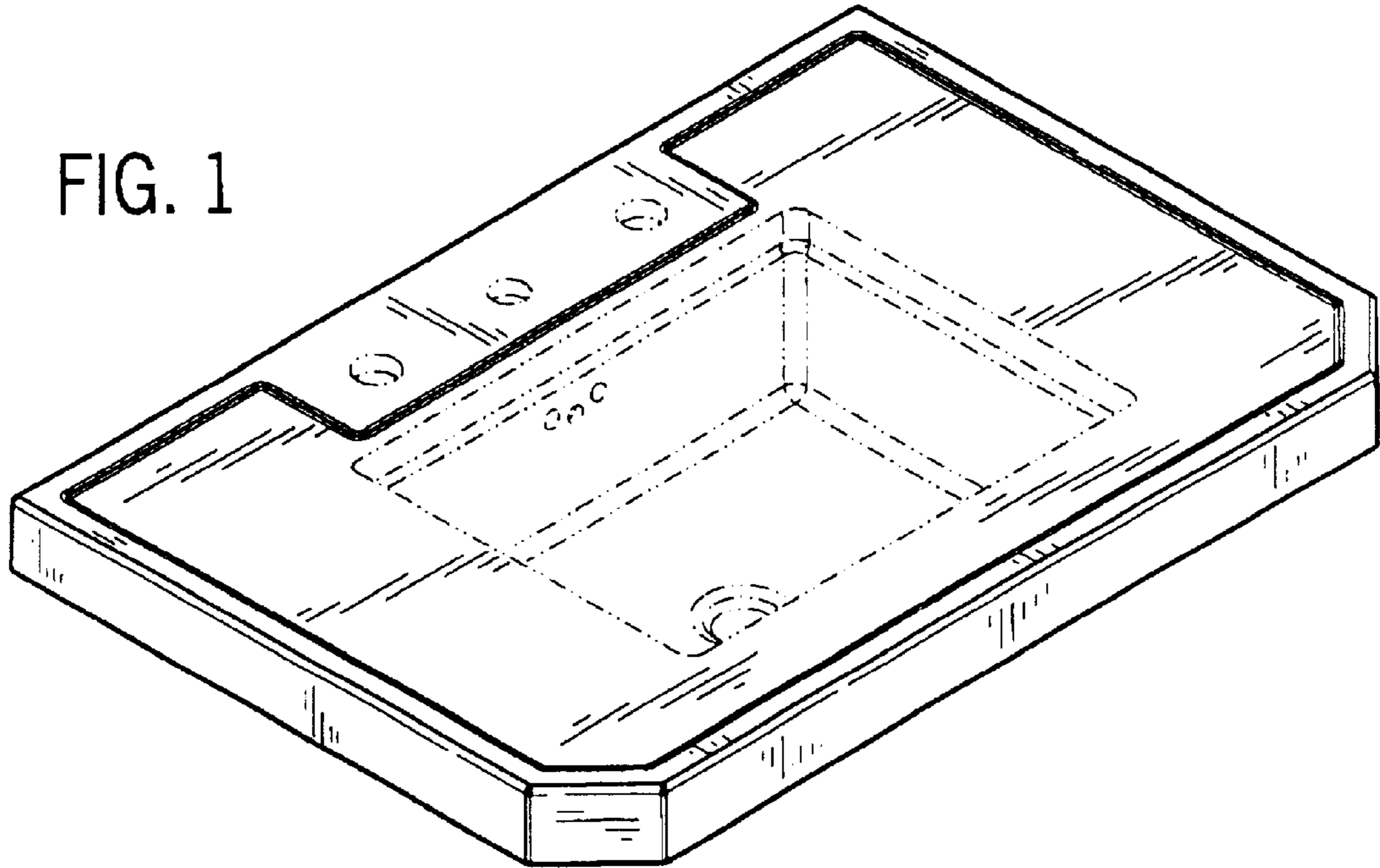


FIG. 2

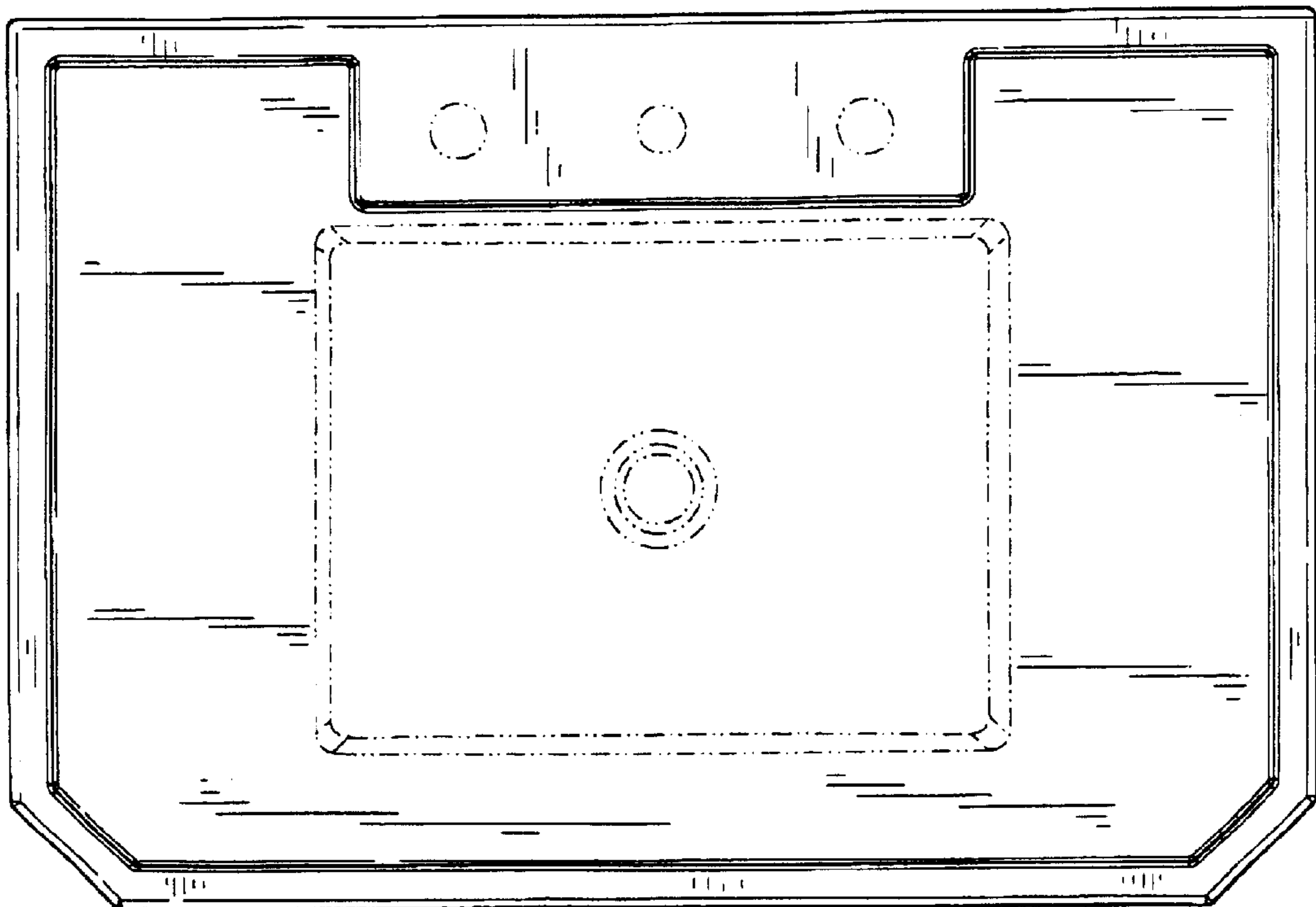


FIG. 3



FIG. 4

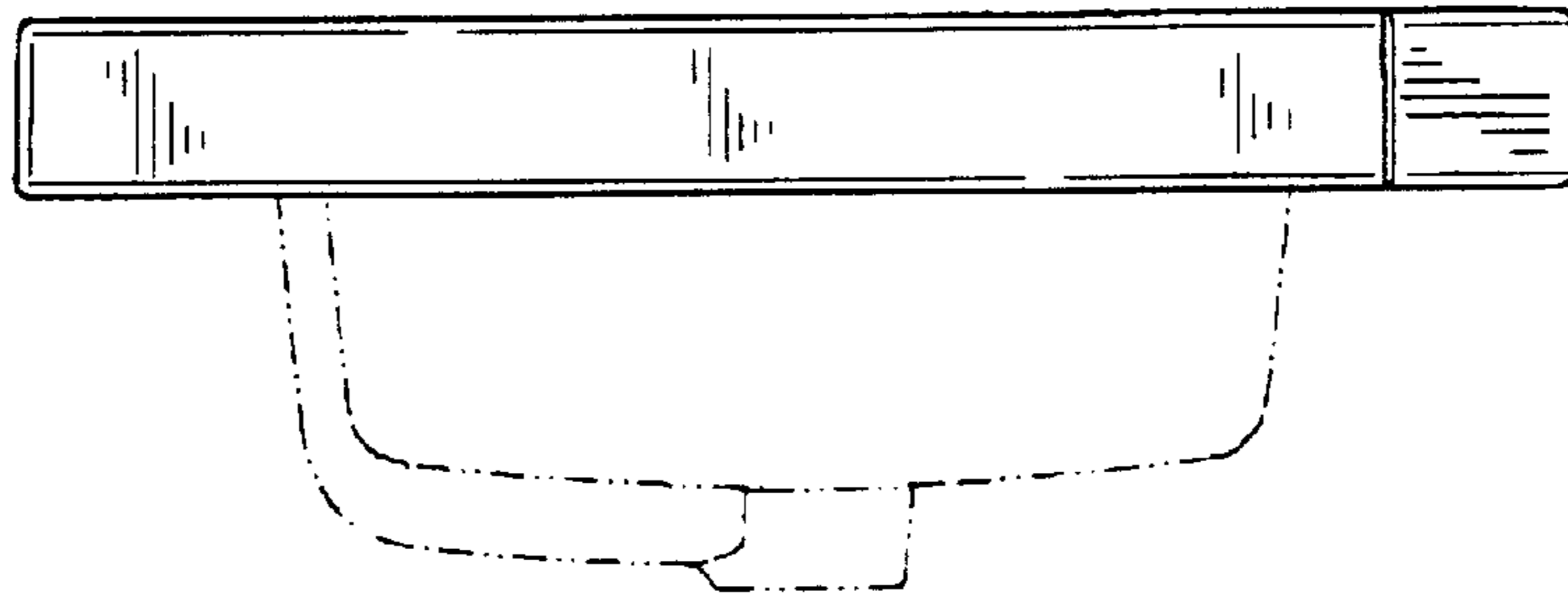


FIG. 5

