



US00D468411S

(12) **United States Design Patent**  
**McKeone**

(10) **Patent No.:** **US D468,411 S**

(45) **Date of Patent:** **\*\* Jan. 7, 2003**

- (54) **LAVATORY**
- (75) Inventor: **William C. McKeone**, Sheboygan, WI (US)
- (73) Assignee: **Kohler, Co.**, Kohler, WI (US)
- (\*\*) Term: **14 Years**
- (21) Appl. No.: **29/162,336**
- (22) Filed: **Jun. 13, 2002**

5,715,547 A	2/1998	Becker et al.	4/619
D398,971 S	9/1998	McKeone et al.	D23/293.1
D399,935 S	10/1998	Nagato	D23/293.1
D420,856 S	2/2000	Yeo et al.	D7/554.2
6,128,793 A	10/2000	Weinstein	4/631

**Related U.S. Application Data**

- (62) Division of application No. 29/146,627, filed on Aug. 13, 2001, which is a division of application No. 29/132,782, filed on Nov. 15, 2000, now Pat. No. Des. 447,546, which is a division of application No. 29/103,350, filed on Apr. 13, 1999, now Pat. No. Des. 436,656.
- (51) **LOC (7) Cl.** ..... **23-02**
- (52) **U.S. Cl.** ..... **D23/293.1**
- (58) **Field of Search** ..... D23/284, 293.1; 4/619, 624, 625-626, 638-650

**References Cited**

**U.S. PATENT DOCUMENTS**

3,099,377 A	7/1963	Metzler	D7/584
D205,653 S	9/1966	Niemann	D23/284
D217,968 S	7/1970	Armstrong	D23/293.1
3,521,418 A	7/1970	Bartoloni	52/318
D232,638 S	9/1974	Mather	D23/284
4,179,760 A	12/1979	Nakagawa	4/584
4,289,717 A	9/1981	Bortz	264/46.5
4,771,488 A	9/1988	Markham	4/619
D320,066 S	9/1991	Dannenberg	D23/284
D356,148 S	3/1995	Kohler, Jr. et al.	D23/293.1
D390,929 S	2/1998	Reid et al.	D23/293.1

**OTHER PUBLICATIONS**

Undated Kallista catalog ad showing a "Monte Carlo II" oval thin-rimmed lavatory.  
 1997 Kohler catalog ad showing "Vintage" lavatories.  
 1997 Kohler catalog ad showing "Iron Bell" lavatory.  
 Dictionary of Architecture and Construction, Second Edition; New York: McGraw-Hill, Inc.; herringbone pattern, p. 417 (1993).

*Primary Examiner*—Ian Simmons  
*Assistant Examiner*—Robert A. Delehanty  
 (74) *Attorney, Agent, or Firm*—Quarles & Brady LLP

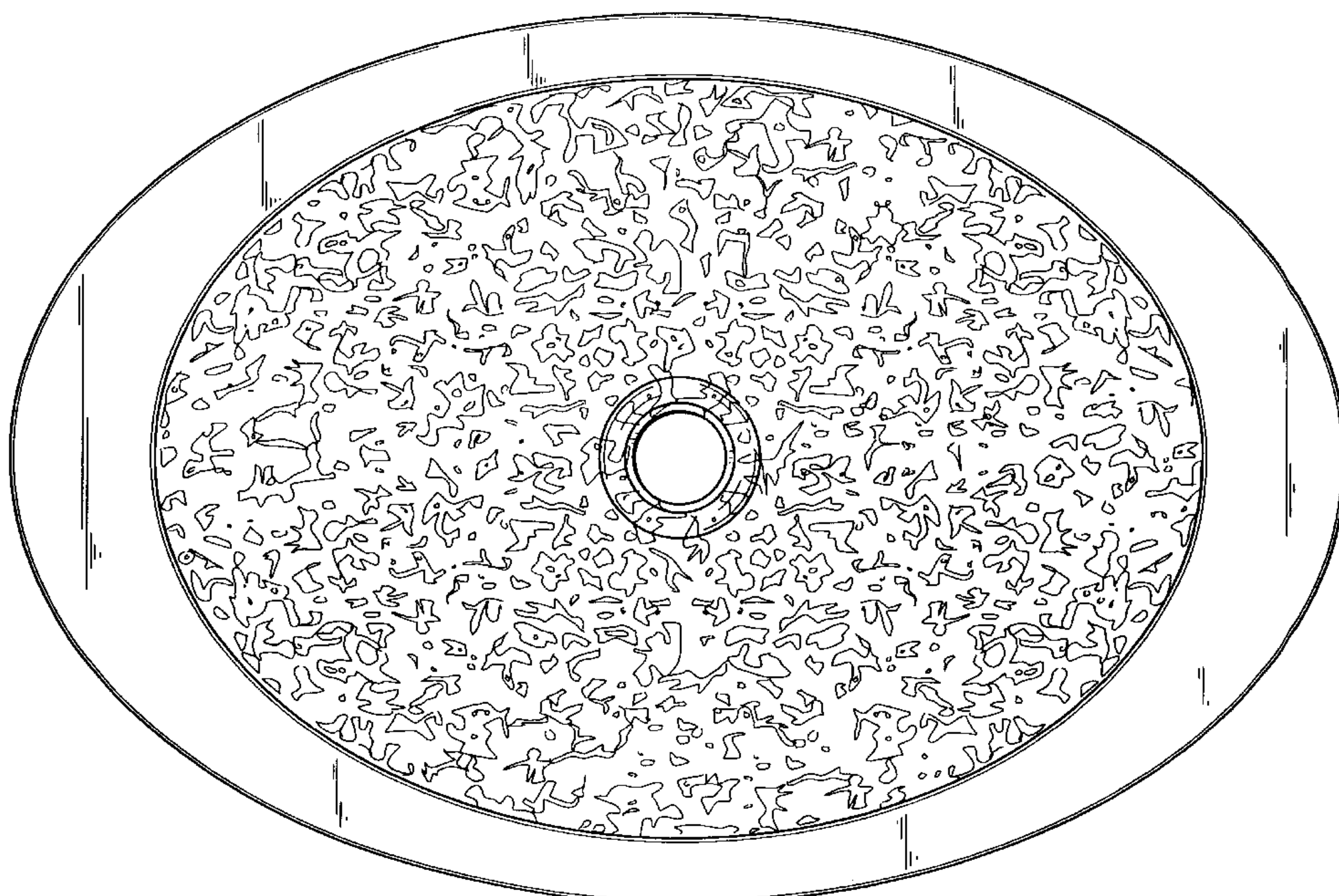
**CLAIM**

(57) The ornamental design for a lavatory, as shown and described.

**DESCRIPTION**

In a preferred embodiment, the nature of this product is as a plumbing fixture primarily useful for washing the face and hands of humans.  
 FIG. 1 is a top plan view of a lavatory embodying my new design;  
 FIG. 2 is a front elevational view thereof (shown on a reduced scale), the rear elevational view being identical to the front elevational view shown;  
 FIG. 3 is a right side elevational view thereof, the left side elevational view being identical to the right side shown; and,  
 FIG. 4 is a bottom plan view thereof.

**1 Claim, 2 Drawing Sheets**





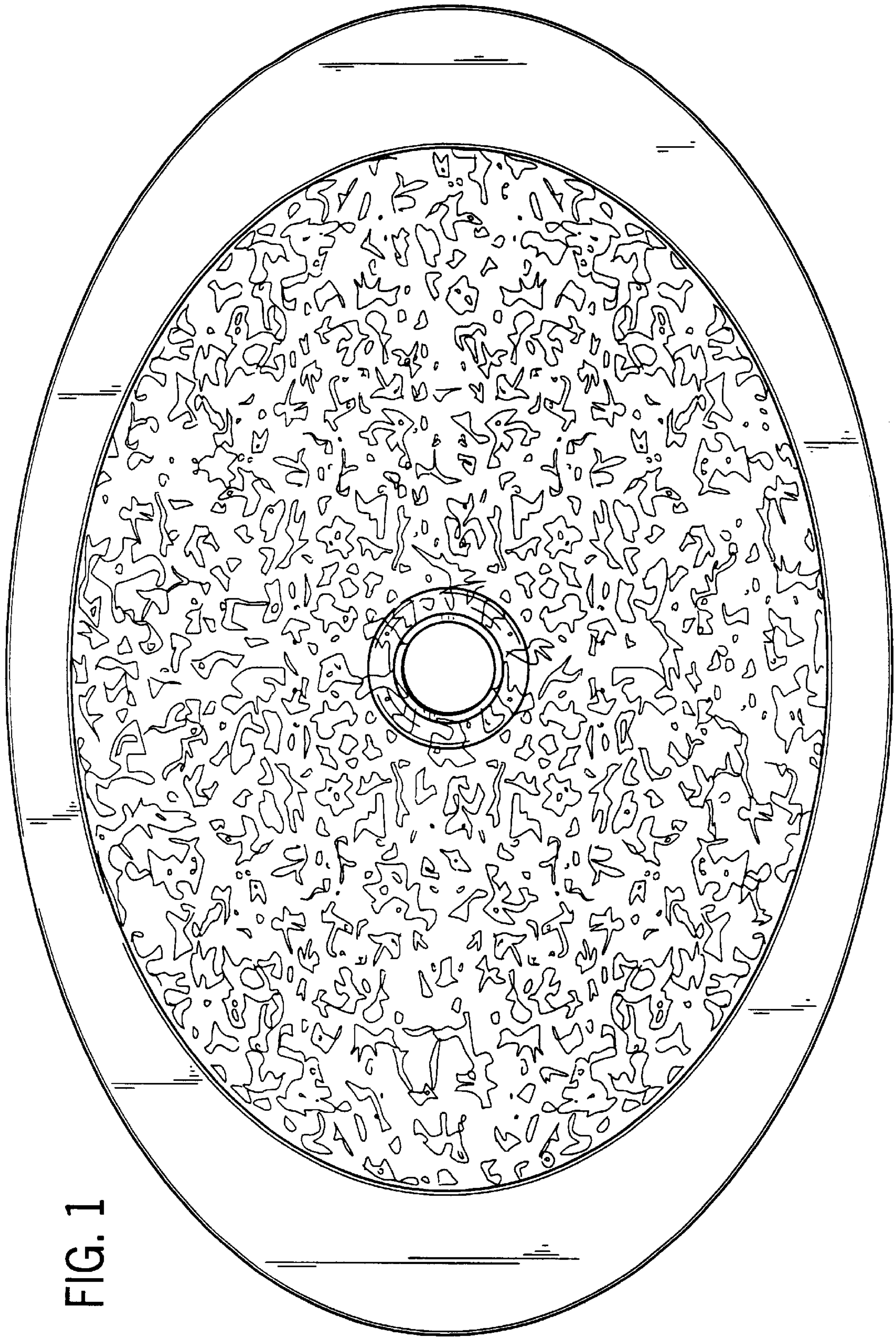


FIG. 1

FIG. 2

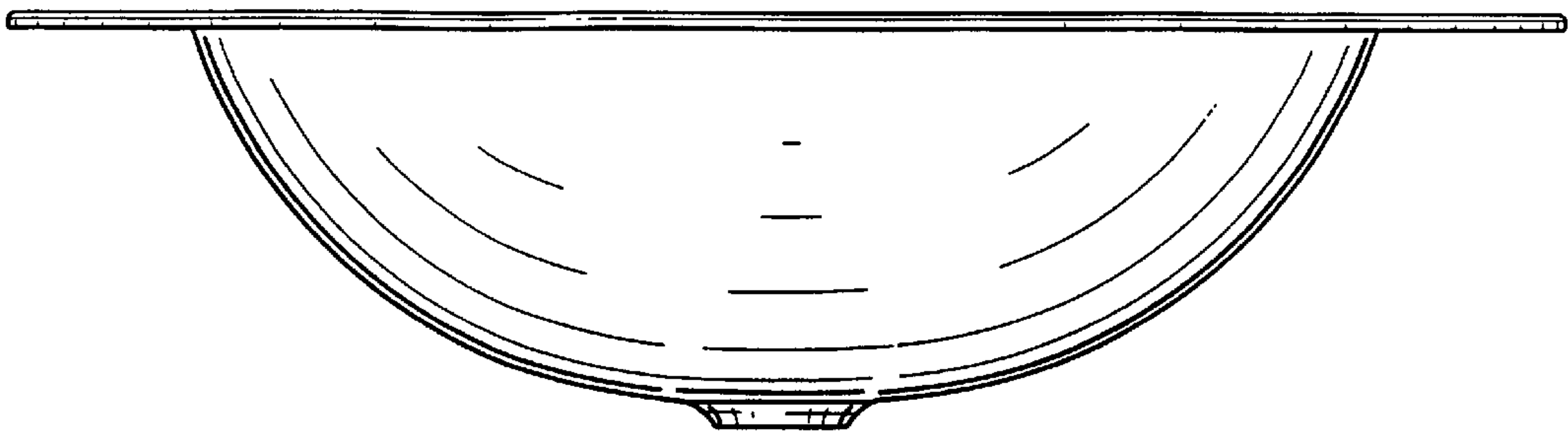


FIG. 3

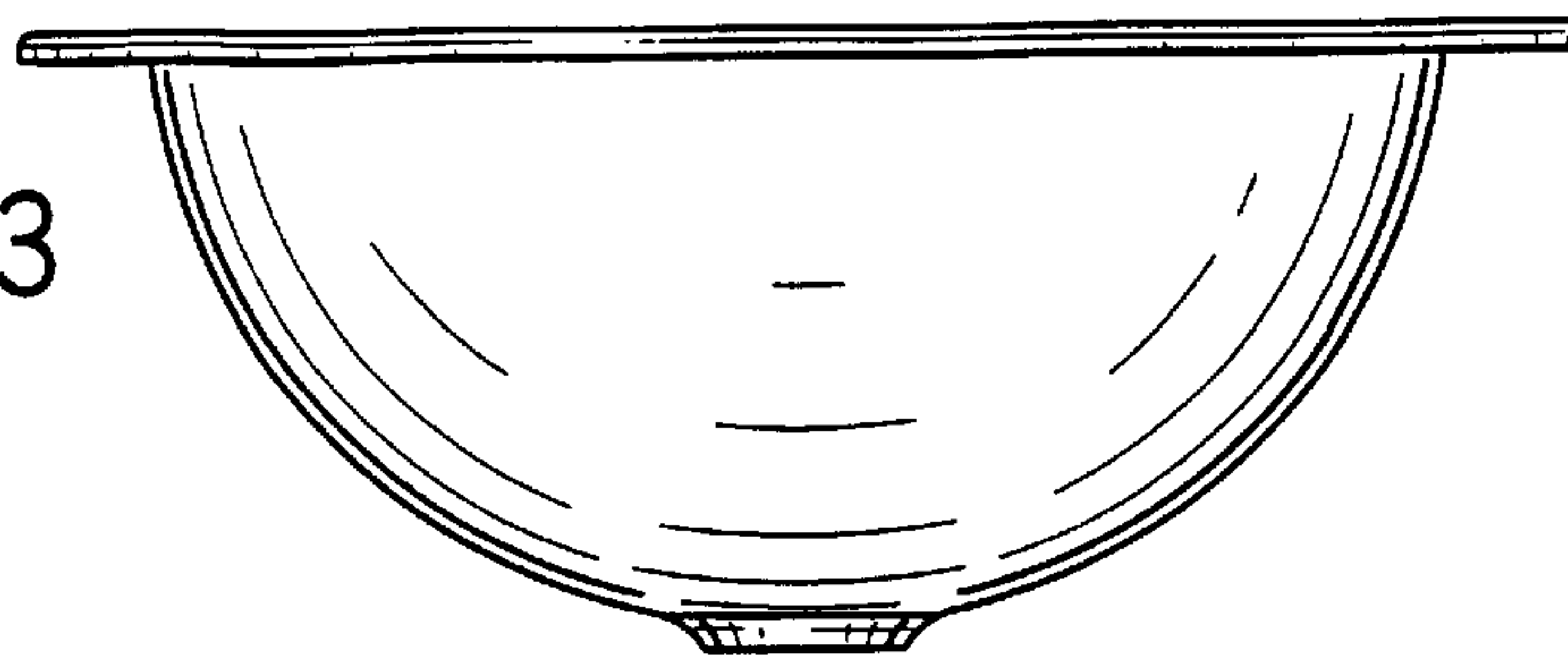


FIG. 4

