



US00D468404S

(12) **United States Design Patent**  
**Hunter**

(10) **Patent No.:** **US D468,404 S**

(45) **Date of Patent:** **\*\* Jan. 7, 2003**

(54) **ESCUTCHEON**

D443,342 S \* 6/2001 Hunter et al. .... D23/249

(75) Inventor: **Brian Hunter**, Nederland, CO (US)

\* cited by examiner

(73) Assignee: **American Standard International Inc.**, New York, NY (US)

*Primary Examiner*—Louis S. Zarfaz  
*Assistant Examiner*—Gregory Andoll

(\*\*) Term: **14 Years**

(57) **CLAIM**

(21) Appl. No.: **29/121,324**

The ornamental design for an escutcheon, as shown and described.

(22) Filed: **Apr. 4, 2000**

**DESCRIPTION**

(51) **LOC (7) Cl.** ..... **23-01**

FIG. 1 is a perspective view of an escutcheon showing my new design;

(52) **U.S. Cl.** ..... **D23/249; D23/254**

FIG. 2 is a top plan view thereof;

(58) **Field of Search** ..... D23/238, 249, D23/254; D8/352; 137/801; 292/357

FIG. 3 is a front elevational view thereof, the rear view being a mirror image thereof;

(56) **References Cited**

FIG. 4 is a right side elevational view thereof, the left side view being a mirror image thereof; and,

**U.S. PATENT DOCUMENTS**

FIG. 5 is a bottom plan view thereof.

D51,475 S	*	11/1917	Berg	.....	D8/352
D321,468 S	*	11/1991	Reid	.....	D8/352
D393,895 S	*	4/1998	Gottwald	.....	D23/254
D435,972 S	*	1/2001	Moore	.....	D8/352

The broken lines in the Figures are for illustrative purposes only and form no part of the claimed design.

**1 Claim, 1 Drawing Sheet**

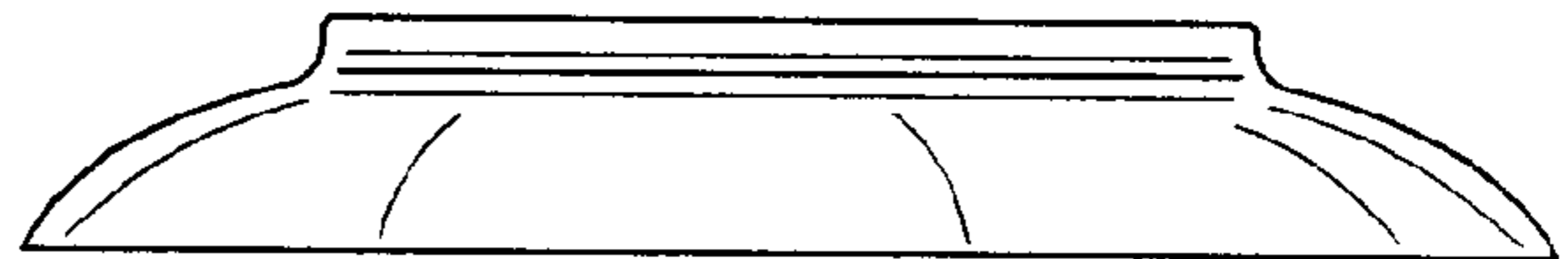
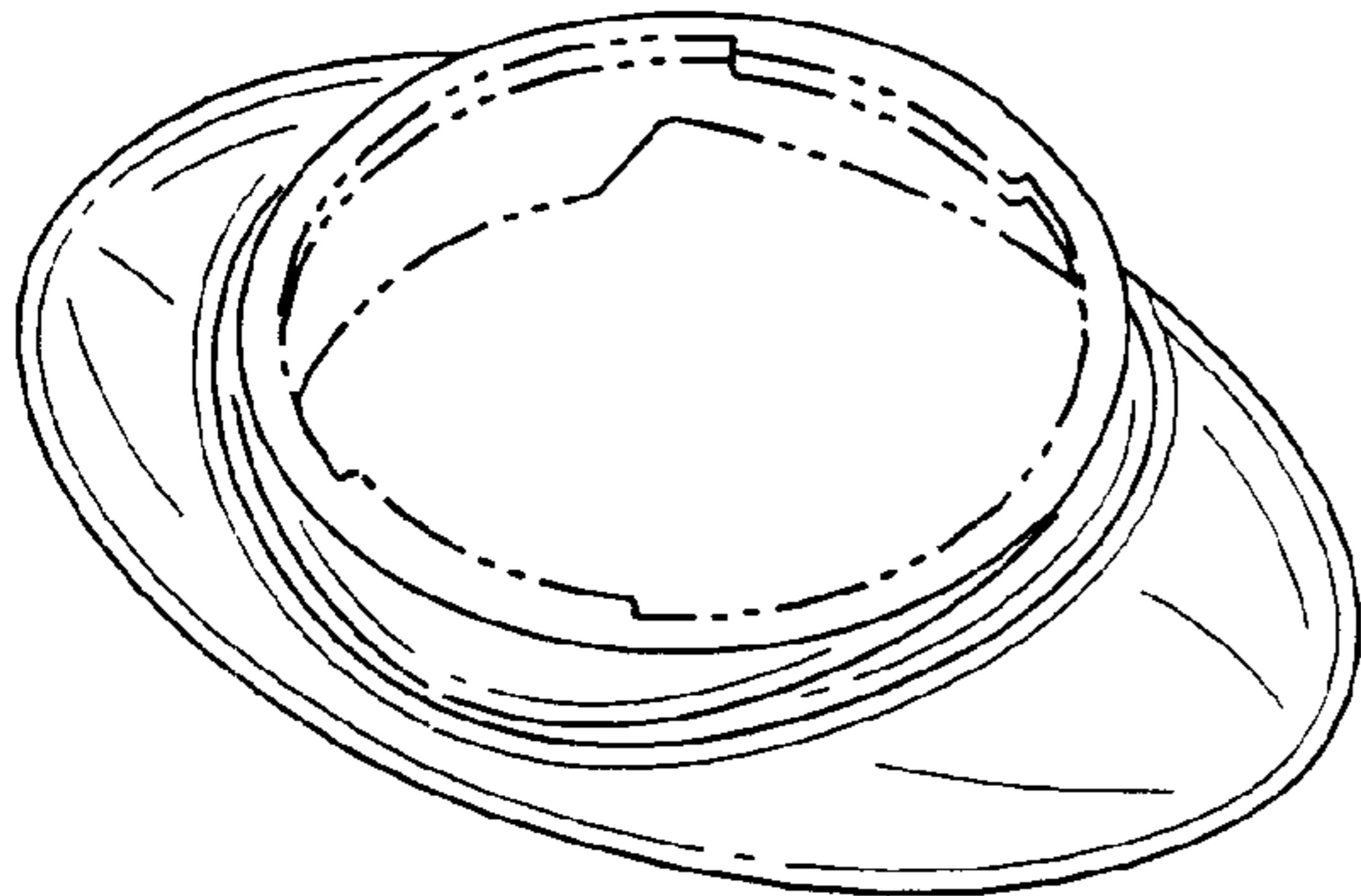


FIG. 1

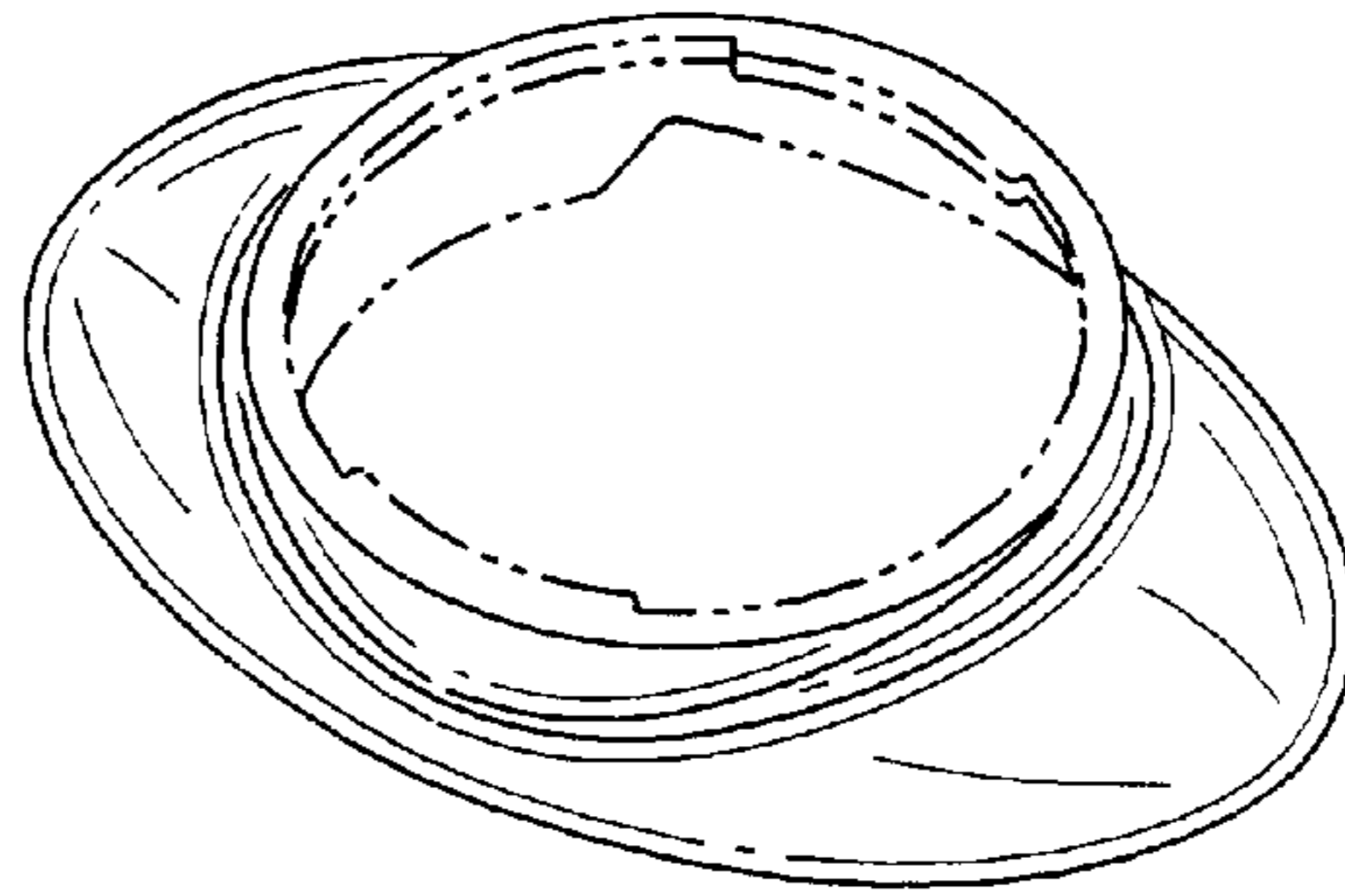


FIG. 2

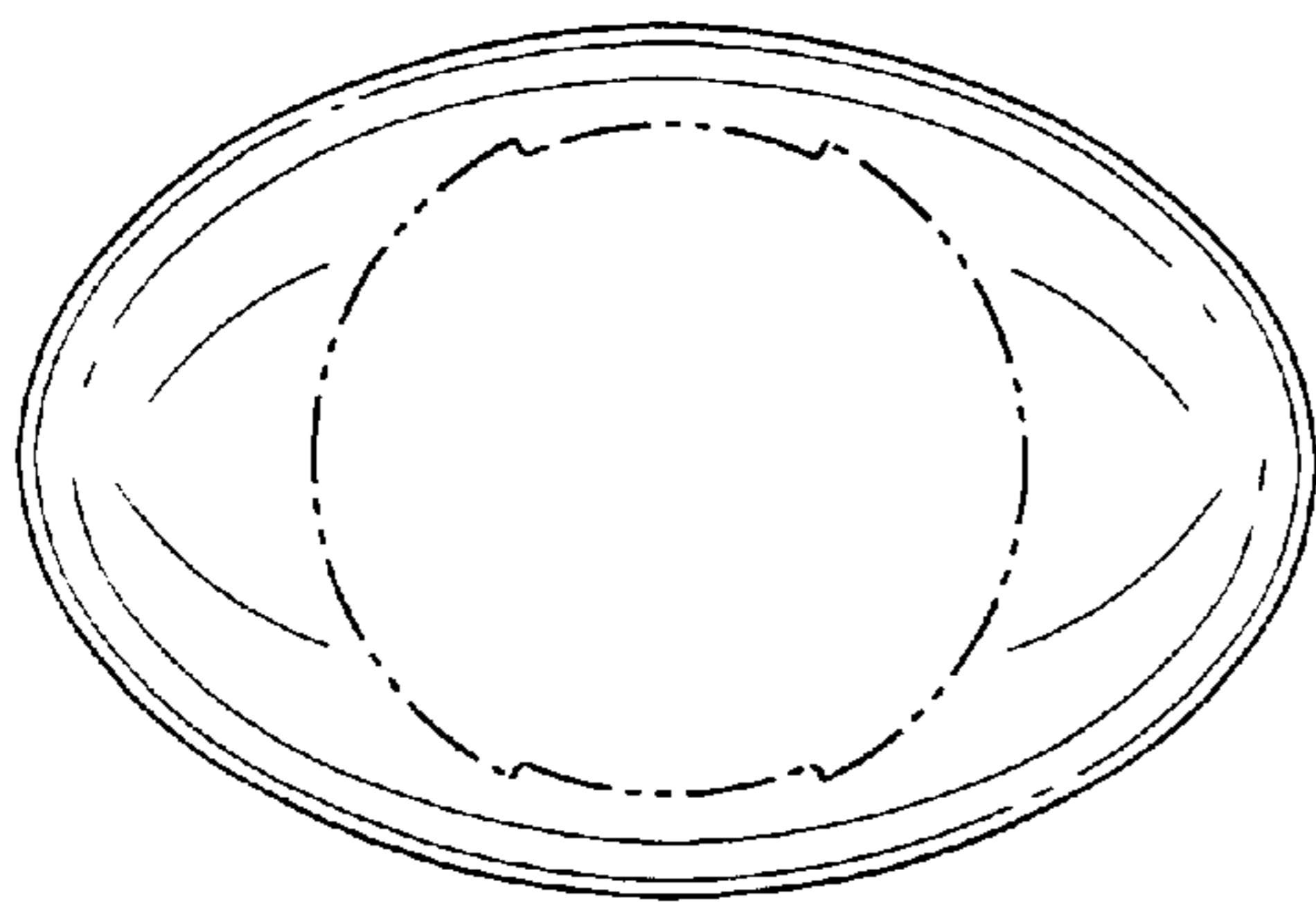


FIG. 3

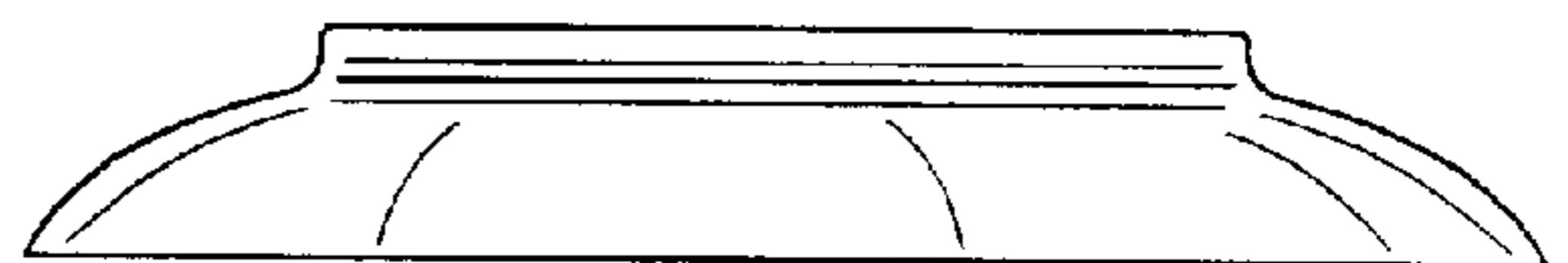


FIG. 4



FIG. 5

