



US00D468401S

(12) **United States Design Patent** (10) **Patent No.:** **US D468,401 S**
Bates et al. (45) **Date of Patent:** **** Jan. 7, 2003**

(54) **FAUCET**

(75) Inventors: **Michael R. Bates**, Sheboygan, WI
(US); **Raul M. Paredes**, Kohler, WI
(US)

(73) Assignee: **Kohler, Co.**, Kohler, WI (US)

(**) Term: **14 Years**

(21) Appl. No.: **29/154,790**

(22) Filed: **Jan. 29, 2002**

(51) **LOC (7) Cl.** **23-01**

(52) **U.S. Cl.** **D23/242; D23/241**

(58) **Field of Search** **D23/238-243,**
D23/250-257; 4/675-678; 137/801

(56) **References Cited**

U.S. PATENT DOCUMENTS

D433,483 S	11/2000	Paredes	D23/241
D433,737 S	* 11/2000	Milrud et al.	D23/252
D445,877 S	* 7/2001	Paredes	D23/241

OTHER PUBLICATIONS

Undated Jado catalog ad showing a straight handle.
Undated Wico catalog ad showing a straight handle.

* cited by examiner

Primary Examiner—Louis S. Zarfas

Assistant Examiner—Gregory Andoll

(74) *Attorney, Agent, or Firm*—Quarles & Brady LLP

(57) **CLAIM**

The ornamental design for a faucet, as shown and described.

DESCRIPTION

In a preferred embodiment, the nature of this product is as a plumbing fixture in the form of a spout and handles which is primarily useful for washing the faces and hands of humans.

FIG. 1 is a left, top, front perspective view of a faucet embodying our new design;

FIG. 2 is a front elevational view thereof;

FIG. 3 is a left side elevational view thereof, the right side elevational view being a mirror image of the left side shown;

FIG. 4 is a top plan view thereof;

FIG. 5 is a rear elevational view thereof; and,

FIG. 6 is a bottom plan view thereof.

The broken line representation of mounting structure in FIG. 6 is for the purpose of illustration only, and forms no part of the claimed design.

1 Claim, 3 Drawing Sheets




FIG. 1


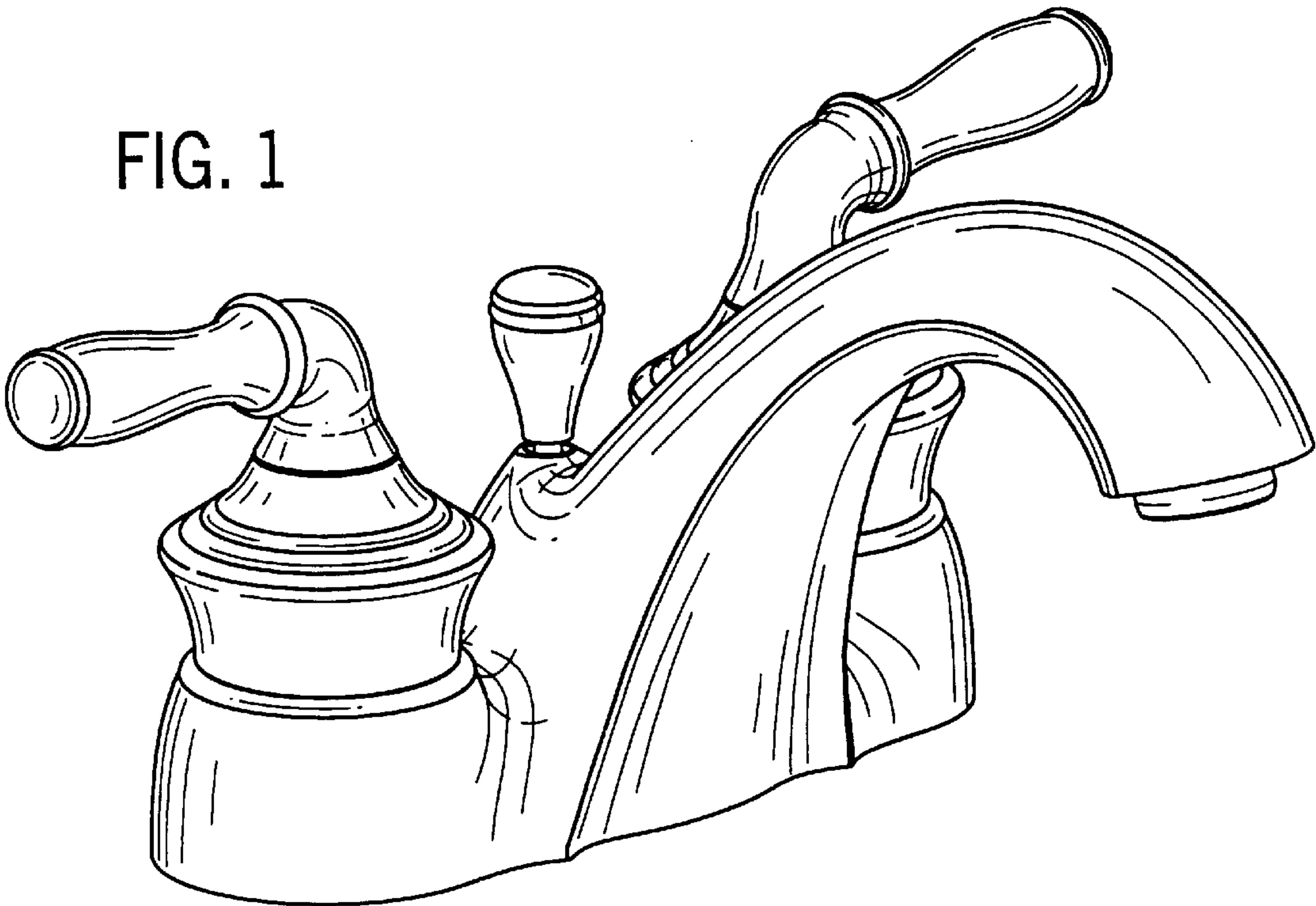


FIG. 2


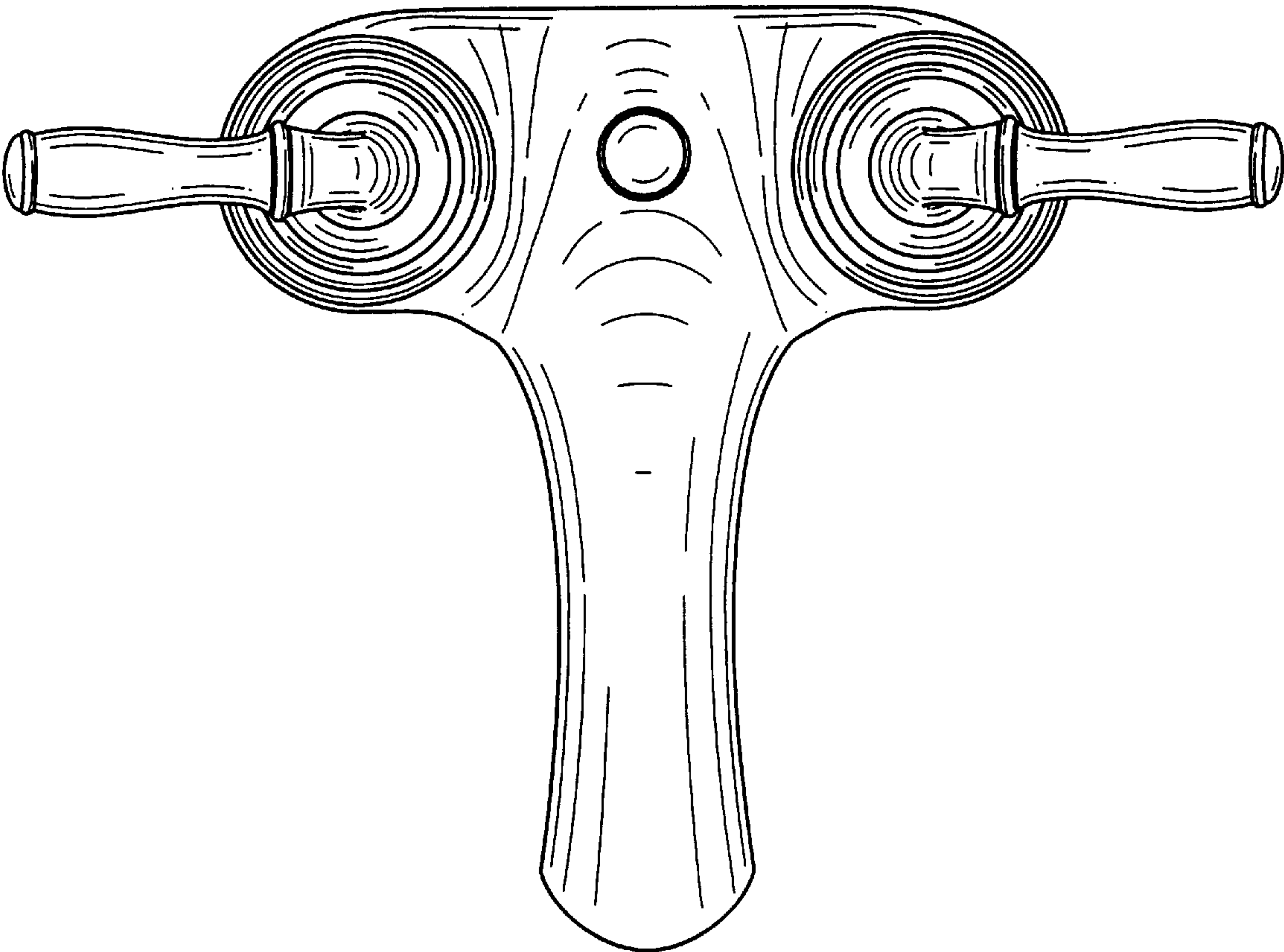


FIG. 3

FIG. 4






FIG. 5

FIG. 6

