



US00D468380S

(12) **United States Design Patent**
Lammer

(10) **Patent No.:** **US D468,380 S**

(45) **Date of Patent:** **** Jan. 7, 2003**

(54) **RACQUET THROAT**

D407,128 S * 3/1999 Ryu et al. D21/729

(75) Inventor: **Herfried Lammer**, Lauterach (AT)

* cited by examiner

(73) Assignee: **HEAD Sport Aktiengesellschaft**,
Kennelbach (AT)

Primary Examiner—Mitchell Siegel

(74) *Attorney, Agent, or Firm*—Finnegan, Henderson,
Farabow, Garrett & Dunner, LLP

(**) Term: **14 Years**

(57) **CLAIM**

(21) Appl. No.: **29/159,050**

The ornamental design for a racquet throat, as shown and described.

(22) Filed: **Apr. 16, 2002**

Related U.S. Application Data

DESCRIPTION

(62) Division of application No. 29/137,637, filed on Feb. 27, 2001, now Pat. No. Des. 460,135.

FIG. 1 is a perspective view of my racquet throat design according to a first embodiment;

(30) **Foreign Application Priority Data**

Aug. 28, 2000 (CA) 2000-2327

FIG. 2 is a front view of the racquet throat of FIG. 1, the back view is a mirror image of the front view and is not shown;

(51) **LOC (7) Cl.** **21-03**

(52) **U.S. Cl.** **D21/730**

FIG. 3 is an enlarged front view of one side of the racquet throat of FIG. 1;

(58) **Field of Search** D21/729, 730,
D21/731, 732; 473/537, 546, 524

FIG. 4 is a left side view of the racquet throat of FIG. 1, the right side view is a mirror image of the left side view and is not shown;

(56) **References Cited**

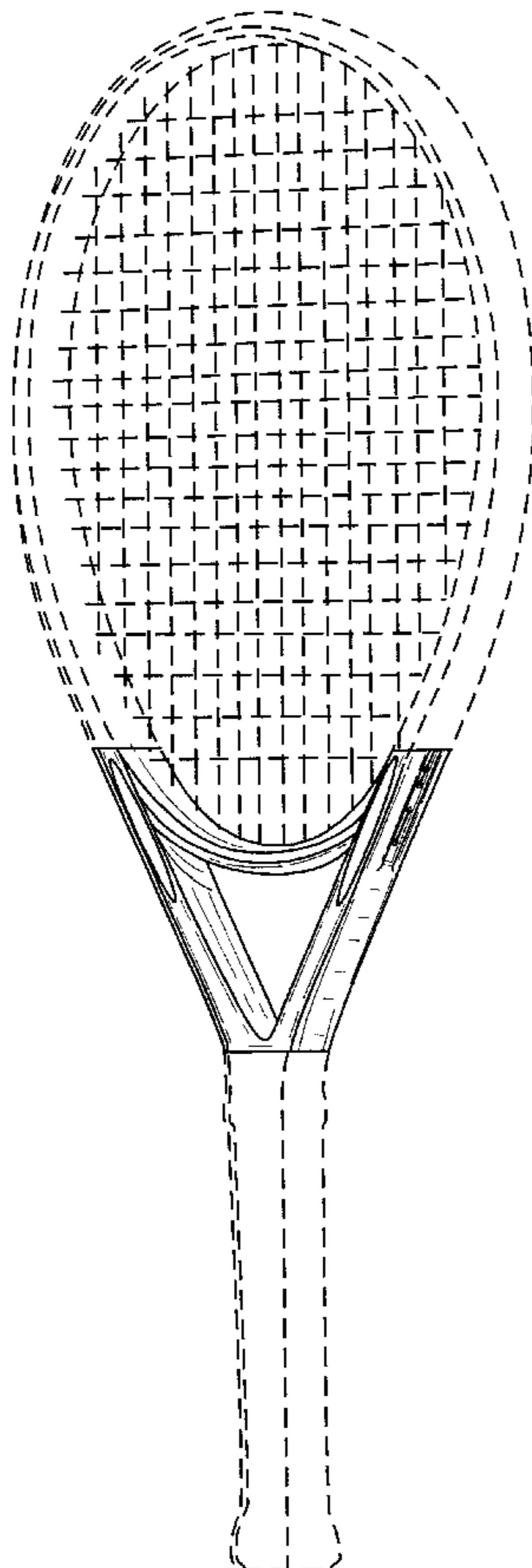
U.S. PATENT DOCUMENTS

4,662,634 A * 5/1987 Winkler 473/546

FIG. 5 is a bottom view of the racquet throat of FIG. 1; and, FIG. 6 is a top view of the racquet throat of FIG. 1.

The broken lines of the racquet are for illustrative purposes and form no part of the claimed design.

1 Claim, 4 Drawing Sheets



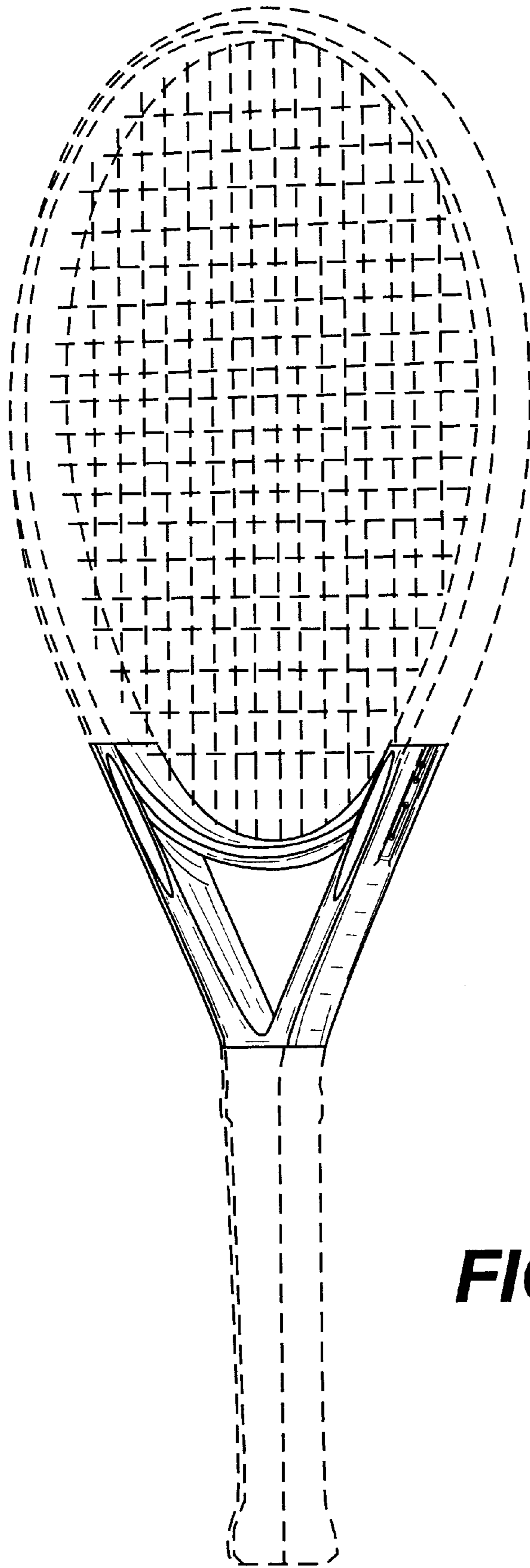


FIG. 1




FIG. 2

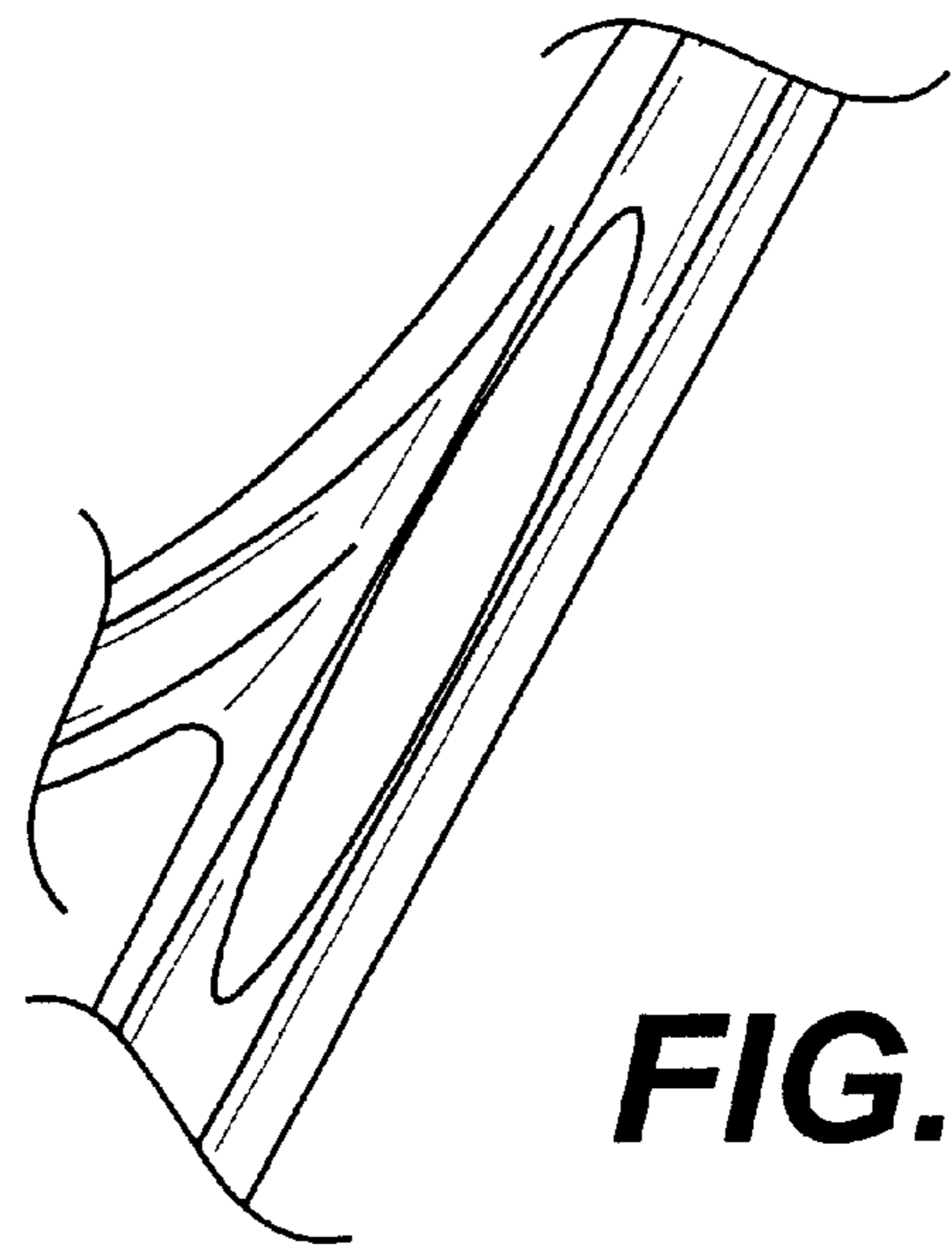


FIG. 3

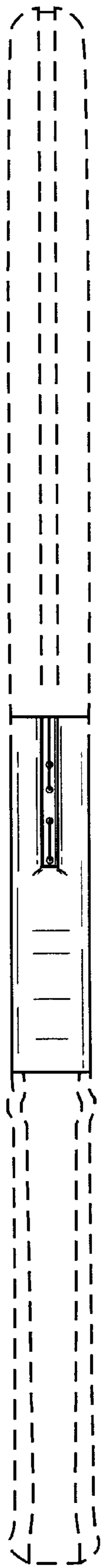


FIG. 4




FIG. 5

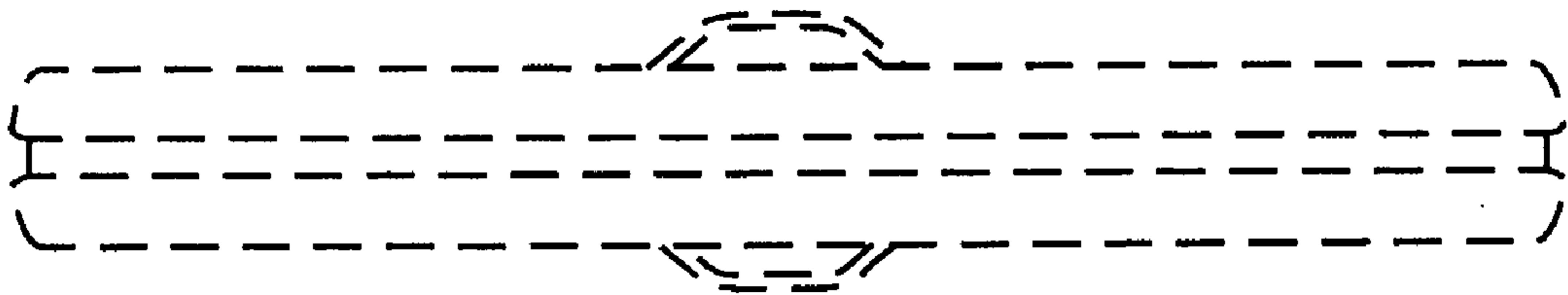


FIG. 6