



US00D468378S

(12) **United States Design Patent**
Routzong

(10) **Patent No.:** **US D468,378 S**

(45) **Date of Patent:** **** Jan. 7, 2003**

(54) **TOY BALL**

(75) **Inventor:** **Jim Routzong, Essex, MA (US)**

(73) **Assignee:** **Cadaco, Inc., Chicago, IL (US)**

(**) **Term:** **14 Years**

(21) **Appl. No.:** **29/148,424**

(22) **Filed:** **Sep. 20, 2001**

(51) **LOC (7) Cl.** **21-02**

(52) **U.S. Cl.** **D21/707; D21/398**

(58) **Field of Search** **D21/398, 707,**
D21/713; 473/569, 595, 596, 571

5,219,162 A	6/1993	Orbanes et al.	
D340,489 S	* 10/1993	Evangelista D21/713
5,251,908 A	10/1993	Myers	
5,297,799 A	3/1994	Slater et al.	
D351,203 S	* 10/1994	Handy D21/713
5,360,363 A	11/1994	Levin	
D359,327 S	* 6/1995	Gould D21/713
5,480,143 A	* 1/1996	McMurray 473/571
D372,750 S	8/1996	Schloss	
5,676,611 A	10/1997	Foster et al.	
5,823,843 A	10/1998	Pohlman	
D408,482 S	* 4/1999	Morrison D21/713
5,984,753 A	11/1999	Perez	
6,003,470 A	12/1999	Budman	

* cited by examiner

Primary Examiner—Dominic Simone

(74) *Attorney, Agent, or Firm*—Piper Rudnick; Jefferson Perkins

(56) **References Cited**

U.S. PATENT DOCUMENTS

927,499 A	7/1909	Davis	
2,011,760 A	8/1935	Gallinant	
2,078,382 A	* 4/1937	Hanshaw 473/595
2,521,703 A	* 9/1950	Emmitt 473/596
2,783,046 A	* 2/1957	Lien 473/596
D219,284 S	11/1970	Hunt	
3,604,726 A	9/1971	Tracey	
3,633,587 A	1/1972	Hunt	
3,953,030 A	4/1976	Muchnick	
4,240,639 A	12/1980	Bolton et al.	
4,458,895 A	7/1984	Turcotte	
4,718,677 A	1/1988	Barnes	
4,850,927 A	7/1989	Caranica	
5,207,420 A	5/1993	Crawford et al.	

(57) **CLAIM**

The ornamental design for a toy ball, as shown and described.

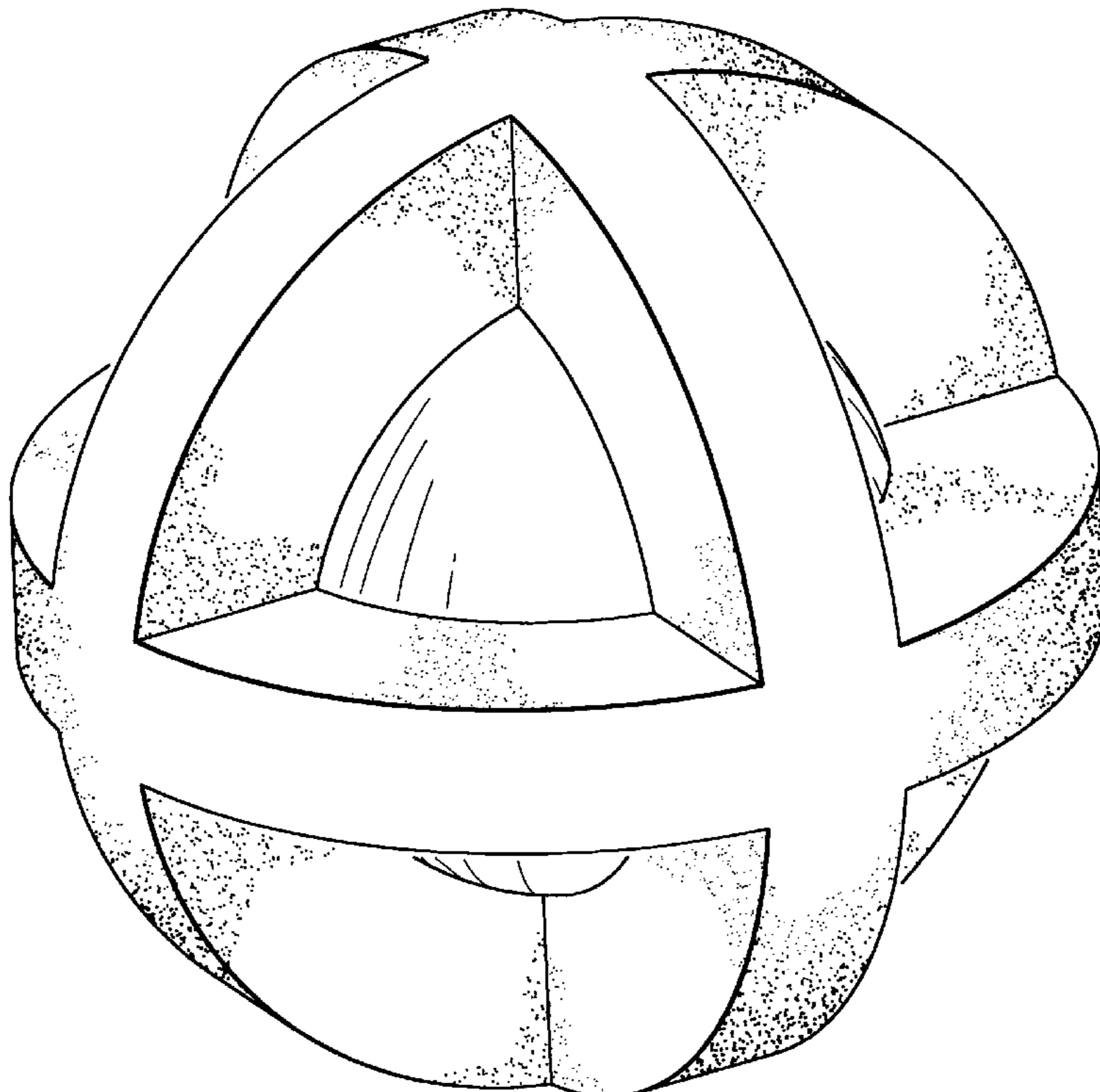
DESCRIPTION

FIG. 1 is a front isometric view of the toy ball of the present invention, a rear isometric view being identical to the front view;

FIG. 2 is a top view of the ball of FIG. 1, a bottom view being identical to the top view; and,

FIG. 3 is a view of the ball of FIG. 1 rotated 45 degrees.

1 Claim, 2 Drawing Sheets



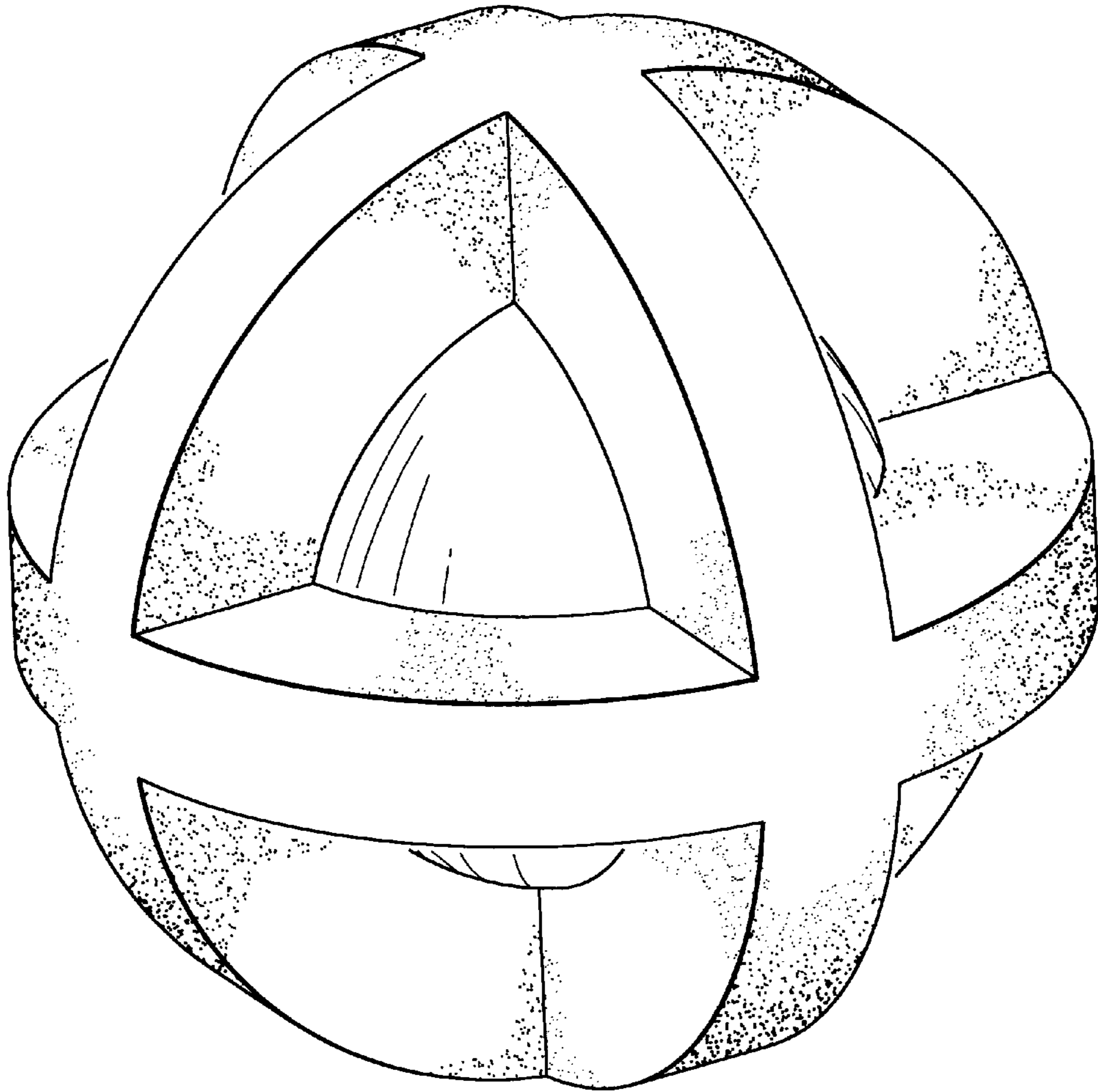


FIG. 1

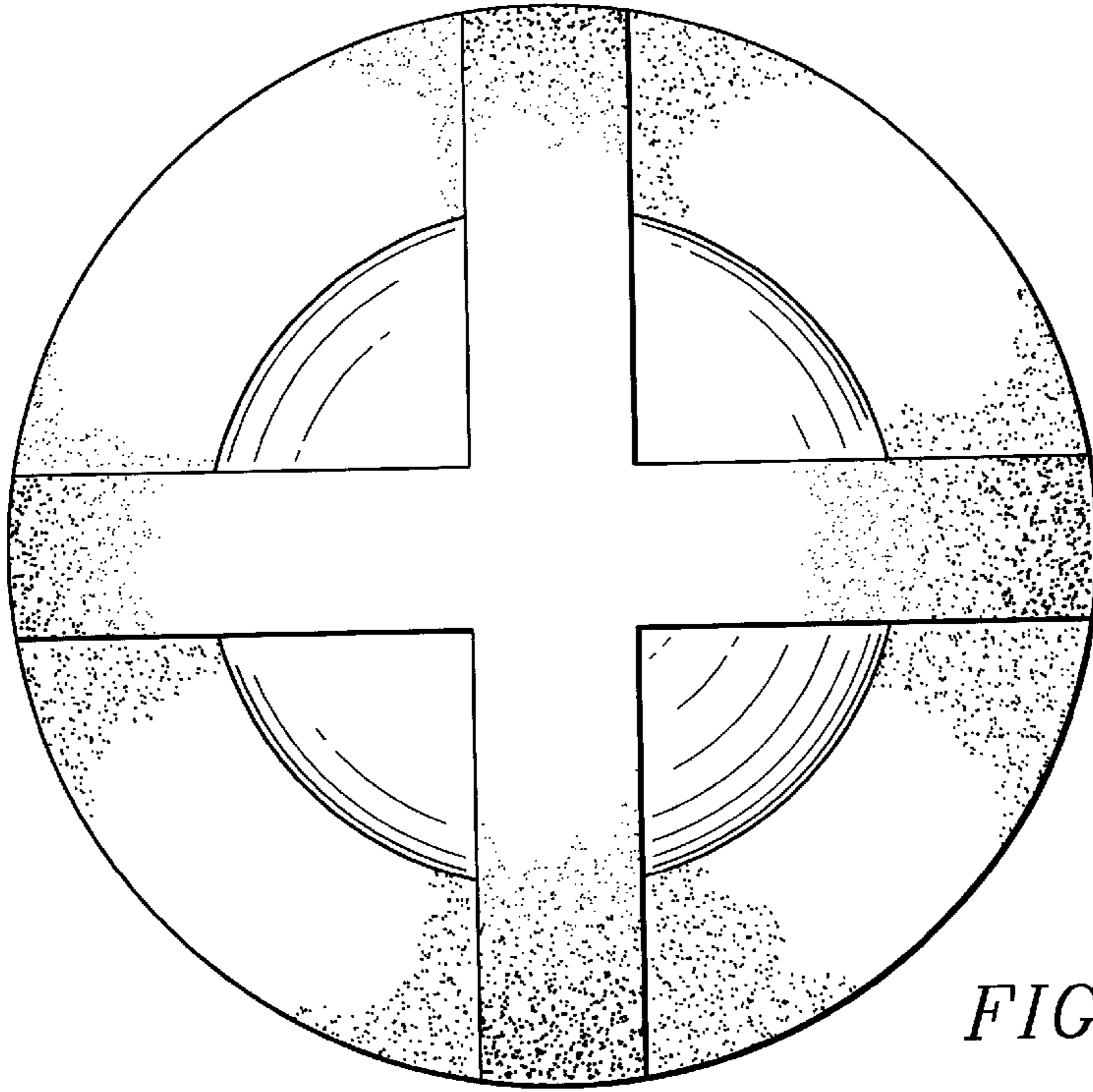


FIG. 2

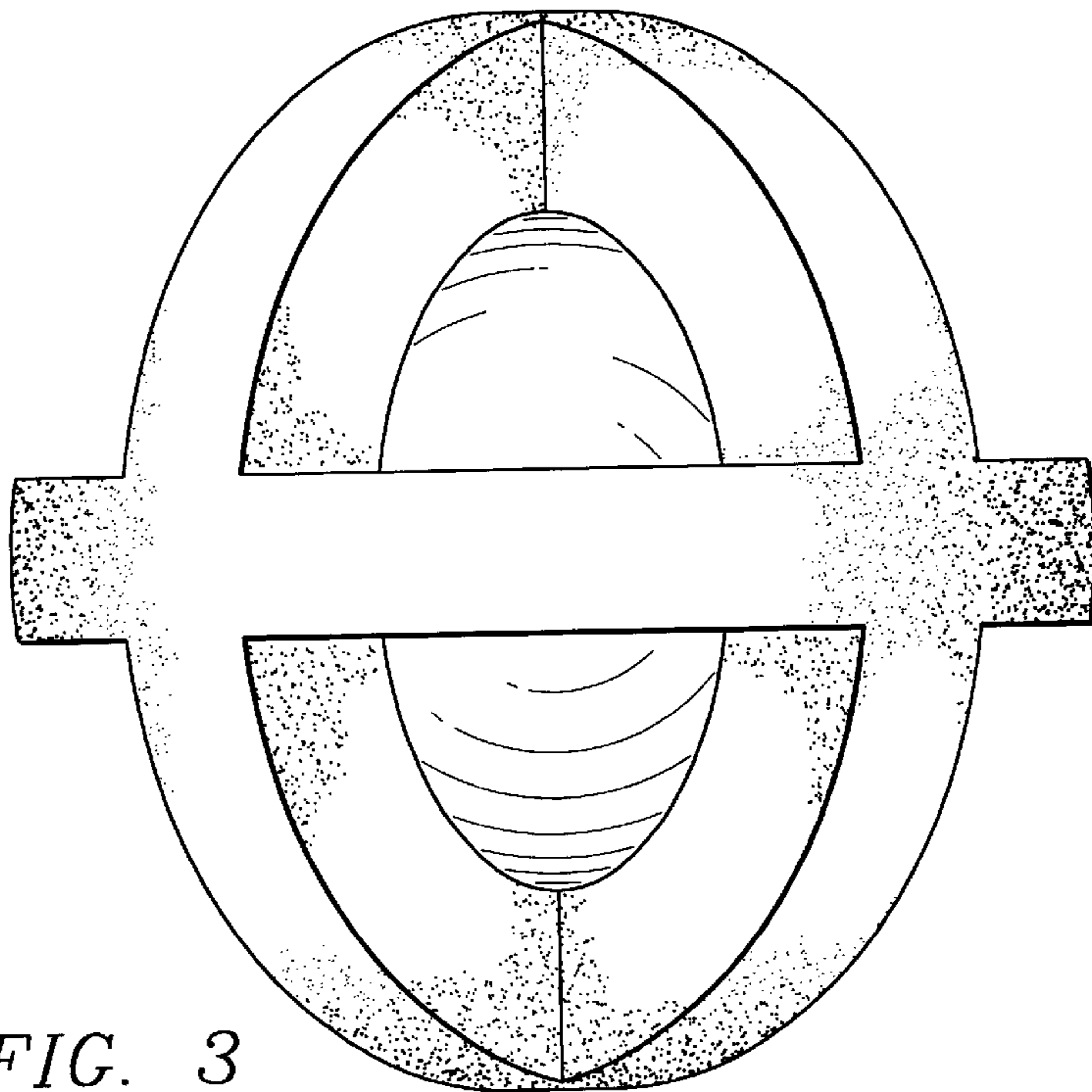


FIG. 3