



US00D468361S

(12) **United States Design Patent**
Ainscough

(10) **Patent No.:** **US D468,361 S**

(45) **Date of Patent:** **** Jan. 7, 2003**

(54) **FRONT OF A VENDING MACHINE**

(76) **Inventor:** **Joseph Ainscough**, 127 Makin Street,
Walton, Liverpool L4 4DQ (GB)

(**) **Term:** **14 Years**

(21) **Appl. No.:** **29/155,492**

(22) **Filed:** **Feb. 13, 2002**

(51) **LOC (7) Cl.** **20-01**

(52) **U.S. Cl.** **D20/3**

(58) **Field of Search** D9/339; D16/200,
D16/208, 219; D20/1-9; 206/395; 221/23,
24, 27, 155, 305-6, DIG. 1; 396/6, 284,
387

(56) **References Cited**

U.S. PATENT DOCUMENTS

D78,887 S	*	7/1929	Harrison	D20/3
D82,872 S		12/1930	Branstad		
D85,809 S		12/1931	Branstad		
2,017,405 A	*	10/1935	Pantalone	206/395
D101,530 S	*	10/1936	Hoban	D20/1
2,293,187 A	*	8/1942	Becker	206/395
2,305,003 A	*	12/1942	Heit	221/63
D200,126 S	*	1/1965	Drucker	D16/200

D248,693 S	*	7/1978	Housman	D20/1
4,884,087 A	*	11/1989	Mochida et al.	396/6
D311,335 S	*	10/1990	Arai	D9/432
D321,705 S	*	11/1991	Ohmura et al.	D16/208
5,469,987 A	*	11/1995	Honkawa	221/96
5,484,082 A	*	1/1996	Casper et al.	221/305
5,923,906 A		7/1999	Zander		

* cited by examiner

Primary Examiner—Robert M. Spear

(74) *Attorney, Agent, or Firm*—Richard C. Litman

(57) **CLAIM**

The ornamental design for a front of a vending machine, as shown and described.

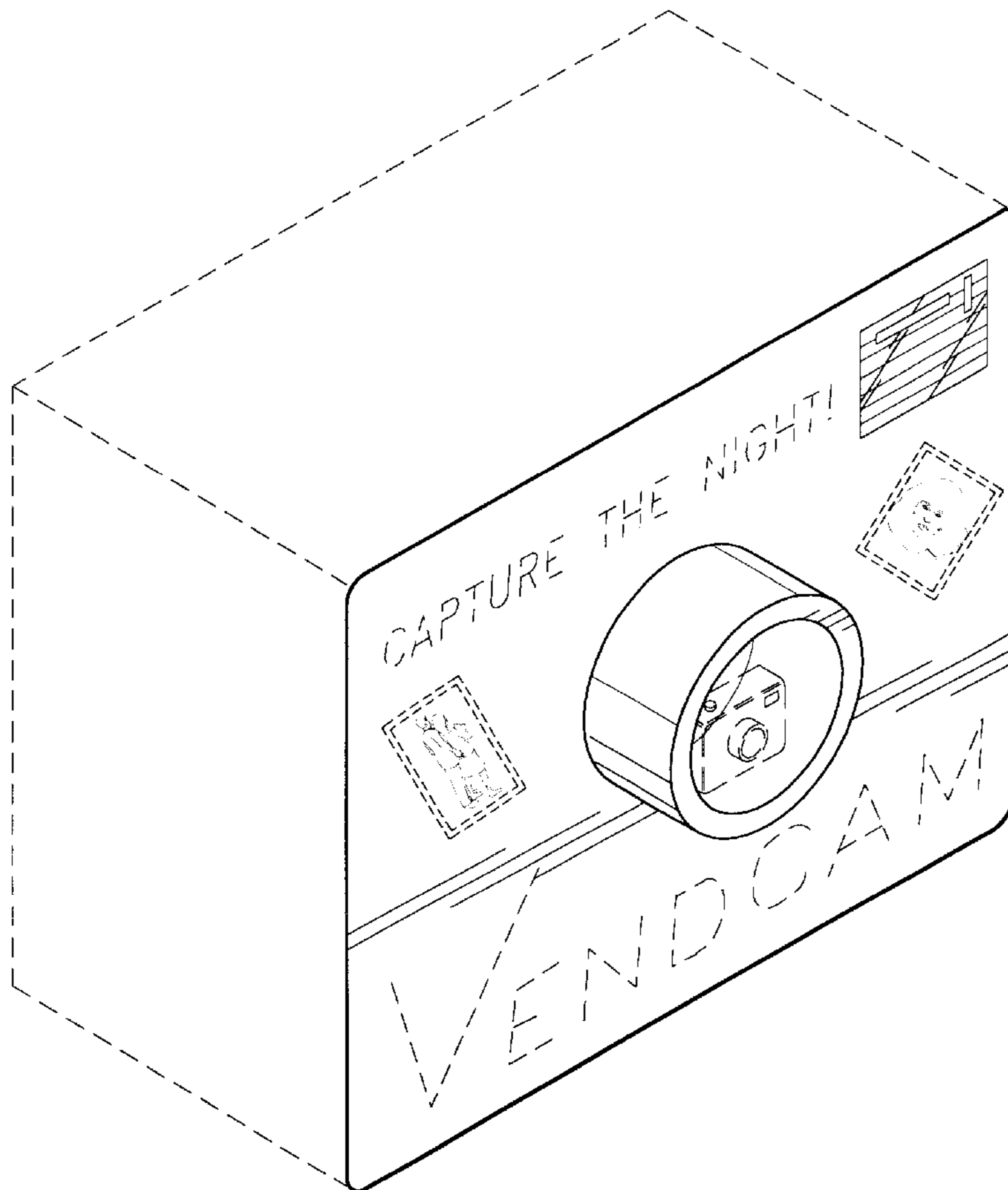
DESCRIPTION

A description of the figure or each of the figures of the drawings is as follows:

FIG. 1 is a front left perspective view of a front of a vending machine showing my new design; and, FIG. 2 is a front elevational view thereof.

The broken line showing of the rear portion of the machine, the indicia, the photographs, and the dispensed camera in FIGS. 1 and 2 is for illustrative purposes only and forms no part of the claimed design.

1 Claim, 2 Drawing Sheets



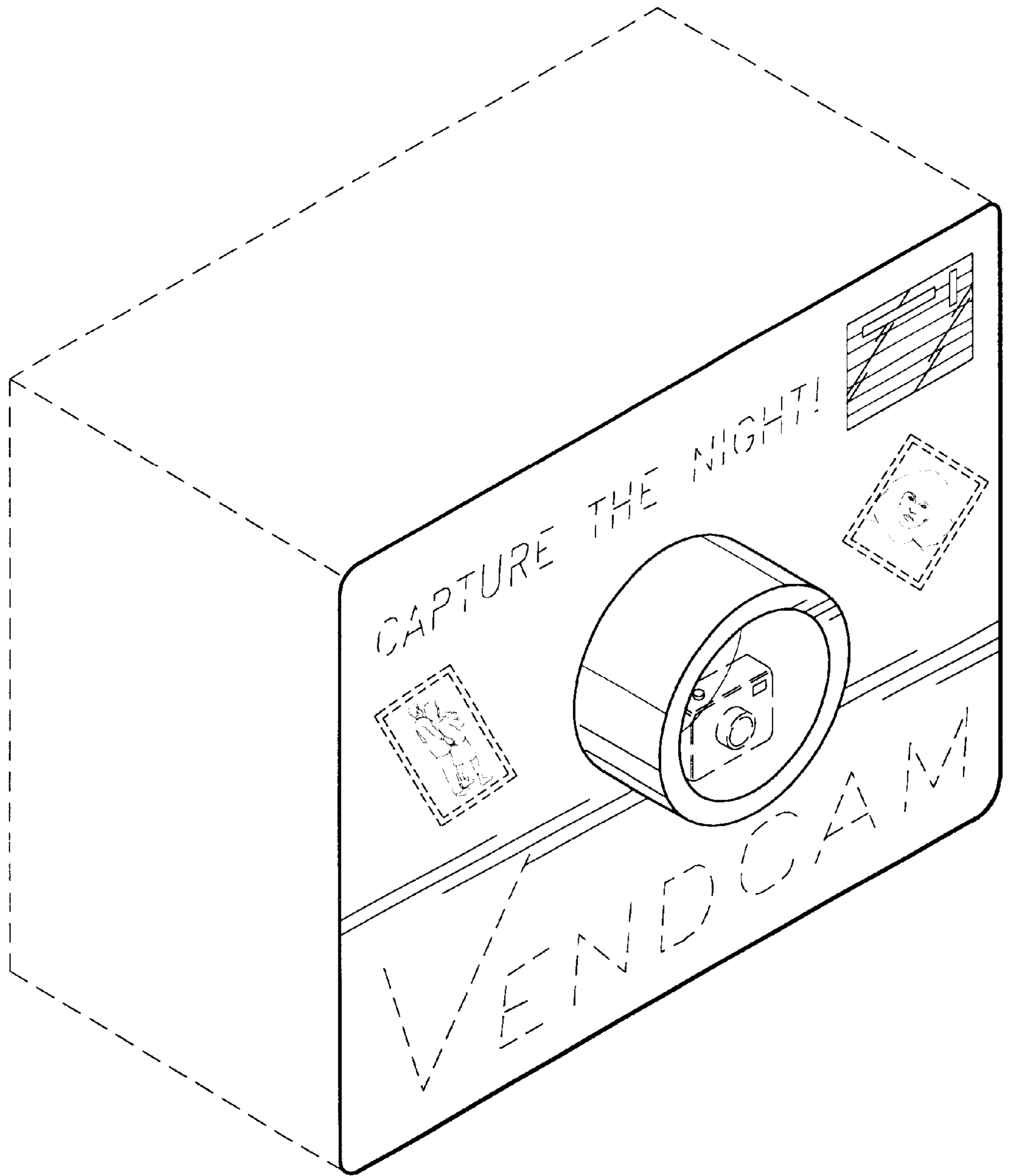


FIG. 1




FIG.2