



US00D468352S

(12) **United States Design Patent**
Chen

(10) **Patent No.:**

US D468,352 S

(45) **Date of Patent:**

**** Jan. 7, 2003**

(54) **BOOKEND**

(76) Inventor: **Peter Chen**, 7 Leparc Dr.,
Lawrenceville, NJ (US) 08648

(**) Term: **14 Years**

(21) Appl. No.: **29/159,891**

(22) Filed: **Apr. 29, 2002**

(51) **LOC (7) Cl.** **06-06**

(52) **U.S. Cl.** **D19/34.1; D19/90**

(58) **Field of Search** **D19/34.1-34.5,**
D19/65, 75, 86, 90, 91, 95, 99, 100; 211/42,
43, 44, 45, 49.1, 50; 281/45, 51; D8/373

(56) **References Cited**

U.S. PATENT DOCUMENTS

583,494 A	*	6/1897	Lundberg	211/43
1,396,910 A		11/1921	Annable		
2,031,698 A	*	2/1936	Fanzoi	211/43
2,111,406 A	*	3/1938	Robertson	211/42
2,117,668 A		5/1938	Johnson		
D141,150 S		5/1945	Poschin		

D312,841 S		12/1990	Hawes		
D313,546 S	*	1/1991	Beirise et al.	D8/373
5,036,988 A		8/1991	Rouire		
D321,372 S	*	11/1991	Evenson	D19/90
D333,150 S	*	2/1993	Brussing	D19/34.1
D341,621 S		11/1993	Evenson		

* cited by examiner

Primary Examiner—Martie K. Holtje

(74) *Attorney, Agent, or Firm*—Daniel Kirshner

(57) **CLAIM**

The ornamental design for a bookend, as shown.

DESCRIPTION

FIG. 1 is a left side perspective view of the bookend showing the design;

FIG. 2 is a front elevational view thereof;

FIG. 3 is a rear elevational view thereof;


FIG. 4 is a left side elevational view thereof;

FIG. 5 is a right side elevational view thereof;

FIG. 6 is a top plan view thereof; and,

FIG. 7 is a bottom plan view thereof.

1 Claim, 4 Drawing Sheets






FIG. 1




FIG. 2




FIG. 3

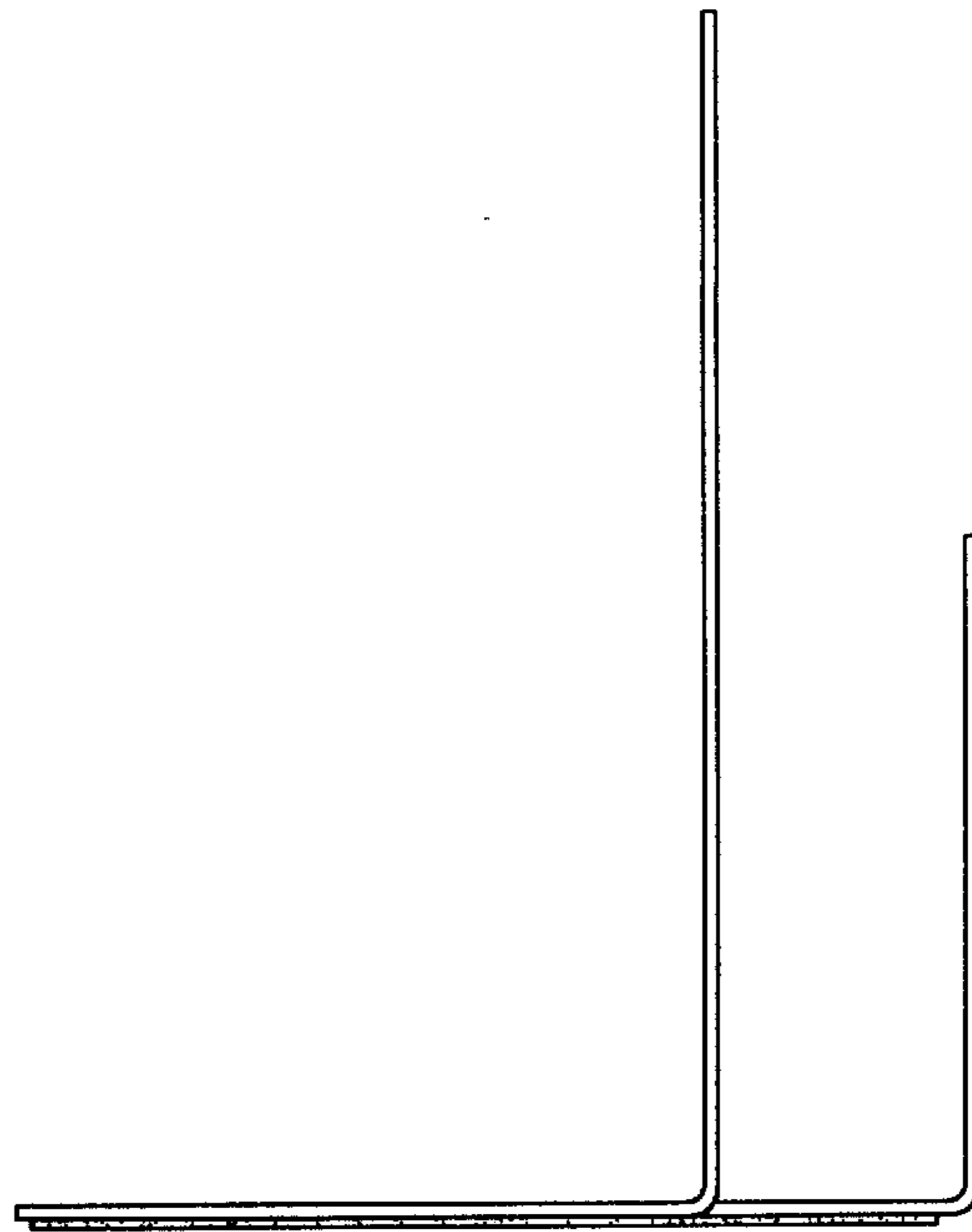


FIG. 4

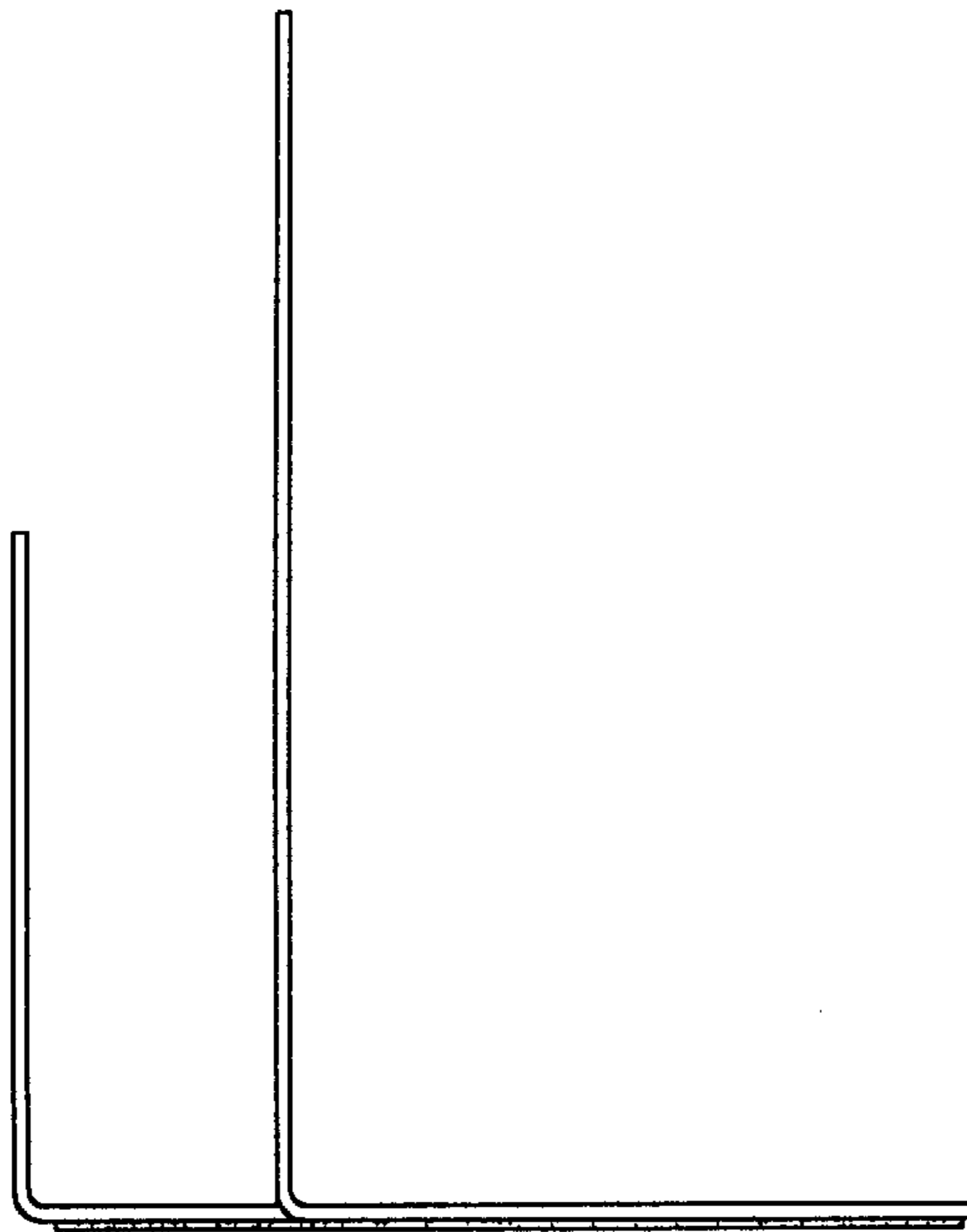


FIG. 5

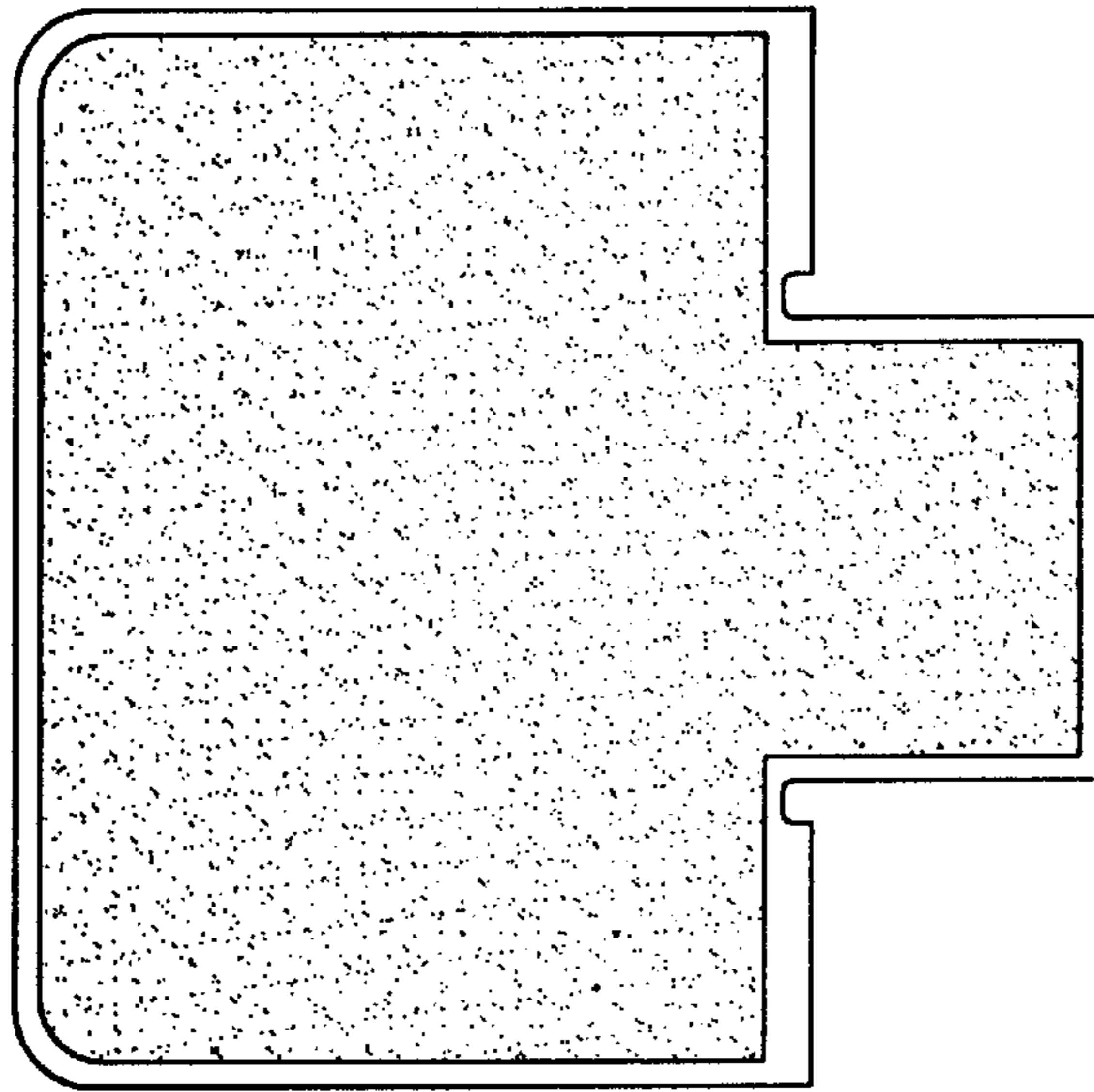


FIG. 7

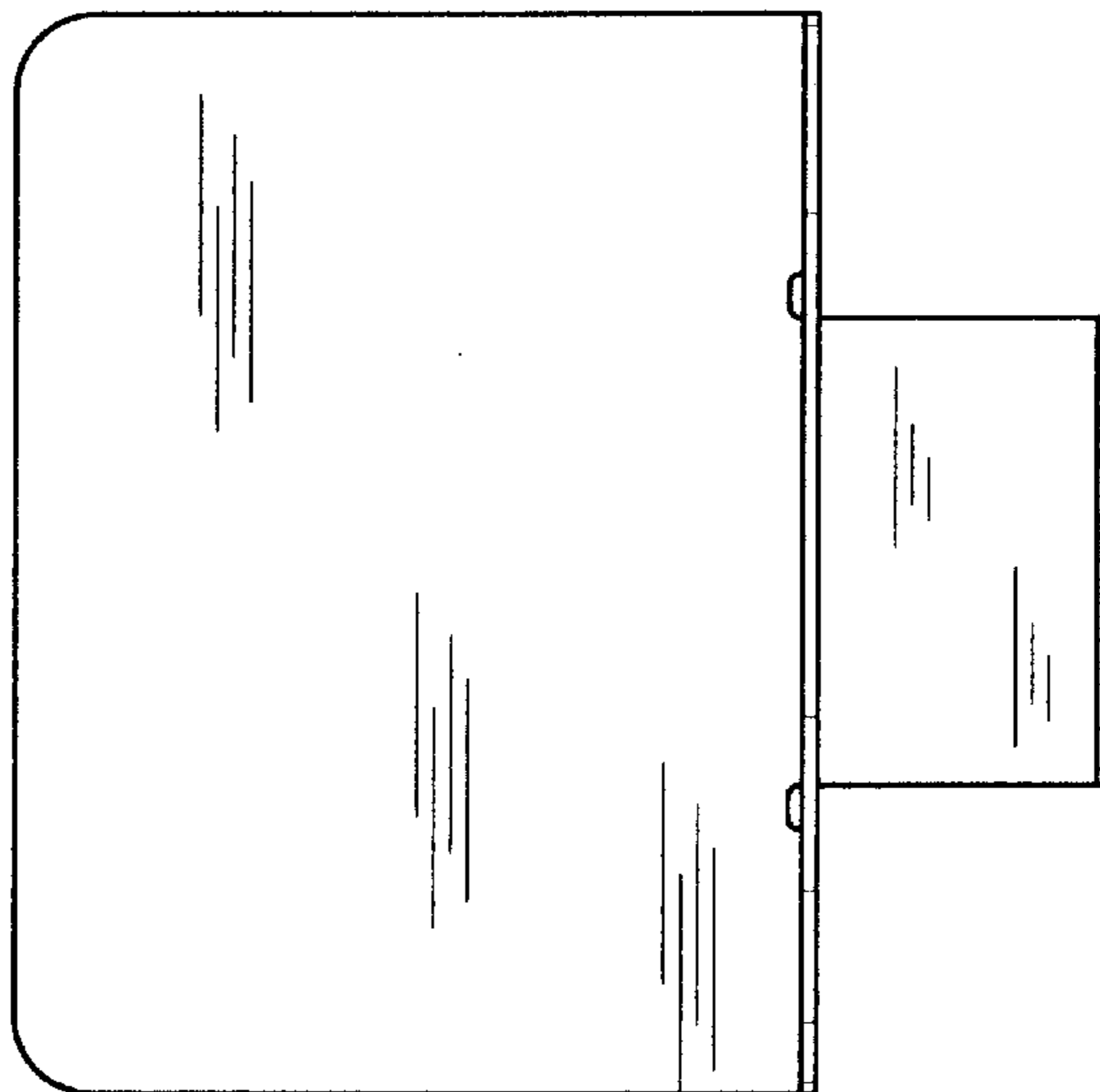


FIG. 6