



US00D468338S

(12) **United States Design Patent**
Jamin

(10) **Patent No.:** **US D468,338 S**

(45) **Date of Patent:** **** Jan. 7, 2003**

(54) **SPECTACLES**

D403,342 S * 12/1998 Hall et al. D16/315

(75) Inventor: **Mathieu Jamin**, Paris (FR)

OTHER PUBLICATIONS

(73) Assignee: **Christian Dior Couture, S.A.**, Paris (FR)

Caviar Catalog 2000.*

(**) Term: **14 Years**

* cited by examiner

(21) Appl. No.: **29/157,719**

Primary Examiner—Raphael Barkai

(22) Filed: **Mar. 22, 2002**

(74) *Attorney, Agent, or Firm*—Amster, Rothstein & Ebenstein; Philip H. Gottfried, Esq.

(51) **LOC (7) Cl.** **16-06**

(52) **U.S. Cl.** **D16/316; D16/325; D16/335**

(58) **Field of Search** D16/101, 300–330, D16/335; D29/109, 110; 351/41, 44, 51, 52, 103, 105, 106, 108–111, 158, 119; 2/447, 448

(57) **CLAIM**

The ornamental design for spectacles, as shown and described.

(56) **References Cited**


DESCRIPTION

U.S. PATENT DOCUMENTS

- 2,669,903 A * 2/1954 Tardy
- 4,187,007 A * 2/1980 Lauffer 351/109
- D333,478 S * 2/1993 Metcalfe et al.
- D380,227 S * 6/1997 Bolle D16/314
- D392,661 S * 3/1998 Porsche et al. D16/316

FIG. 1 is a left front perspective view of spectacles showing my new design;
 FIG. 2 is a front elevational view thereof;
 FIG. 3 is a rear elevational view thereof;
 FIG. 4 is a right-side elevational view thereof;
 FIG. 5 is a left-side elevational view thereof;
 FIG. 6 is a top plan view thereof; and,
 FIG. 7 is a bottom plan view thereof.

1 Claim, 4 Drawing Sheets






FIG. 1




FIG. 2

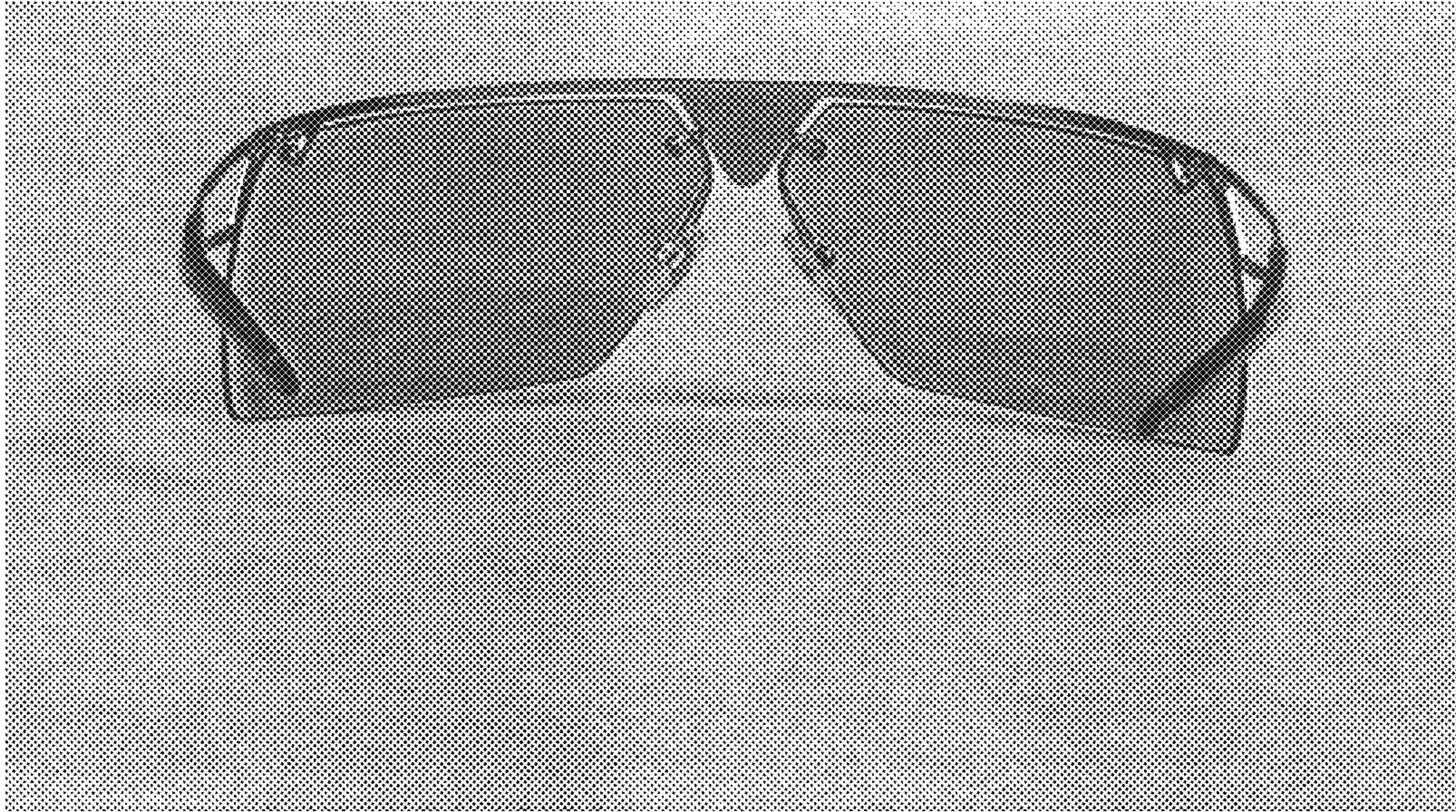


FIG. 3




FIG. 4




FIG. 5

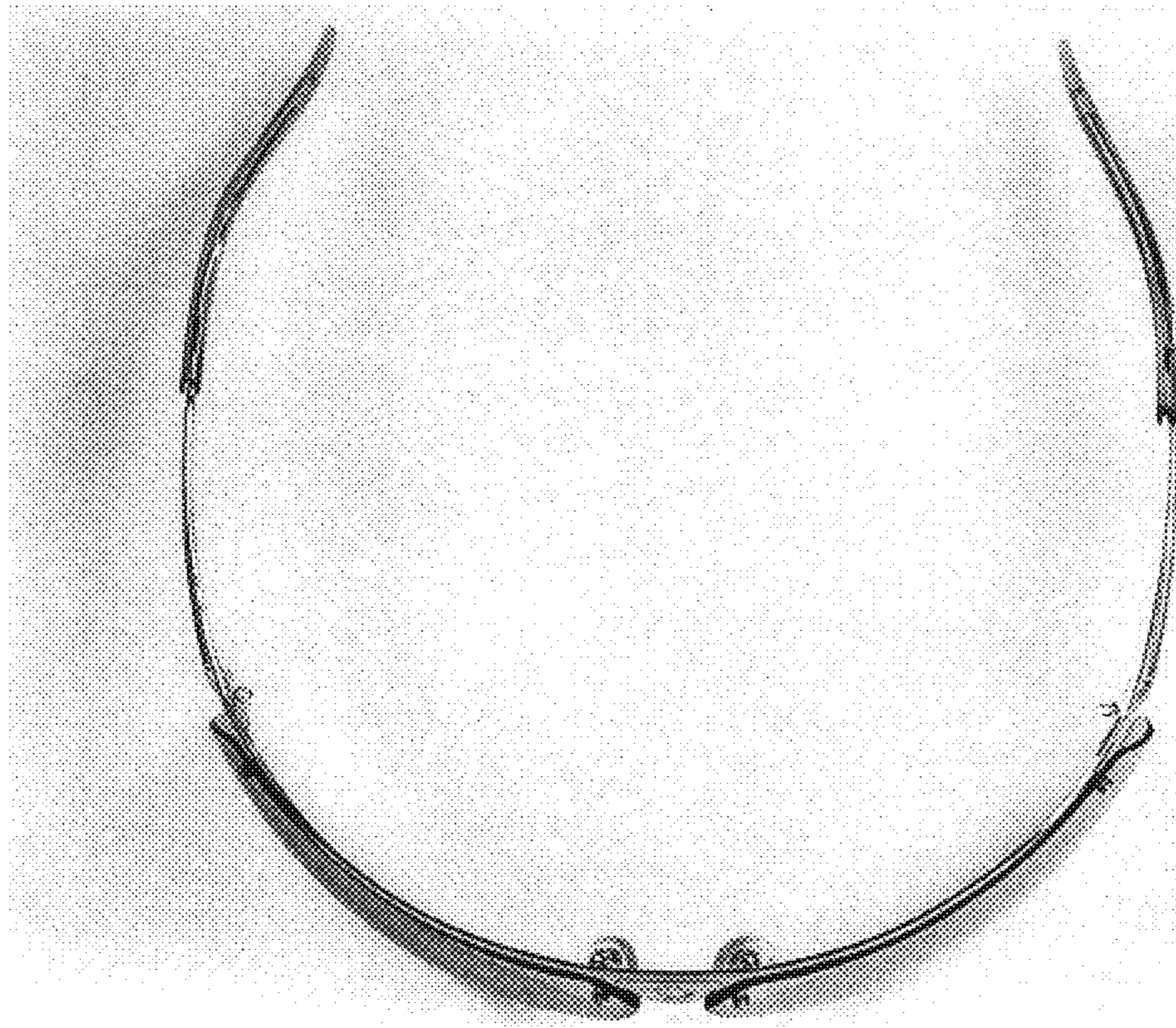


FIG. 6



FIG. 7