



US00D468322S

(12) **United States Design Patent**
Walker et al.

(10) **Patent No.:** **US D468,322 S**
(45) **Date of Patent:** **** Jan. 7, 2003**

(54) **IMAGE FOR A COMPUTER DISPLAY**

D438,872 S * 3/2001 Utsuki et al.
D451,101 S * 11/2001 Tyburski
D454,139 S * 3/2002 Feldcamp
D454,354 S * 3/2002 Hood et al.

(75) Inventors: **Bradley K. Walker**, Lincoln, NE (US);
John D. Turnipseed, Lincoln, NE
(US); **Daniel J. Castagnoli**, Lincoln,
NE (US)

* cited by examiner

(73) Assignee: **nanonation Incorporated**, Lincoln, NE
(US)

Primary Examiner—M. H. Tung
(74) *Attorney, Agent, or Firm*—Kyle L. Elliott; Blackwell
Sanders Peper Martin LLC

(**) Term: **14 Years**

(57) **CLAIM**

(21) Appl. No.: **29/136,989**

The ornamental design of an image for a computer display,
as shown and described.

(22) Filed: **Feb. 9, 2001**

DESCRIPTION

(51) **LOC (7) Cl.** **14-02**

(52) **U.S. Cl.** **D14/486**

(58) **Field of Search** D14/485-95; D18/24-33;
D19/6; D20/11; D21/324-33; 345/700-726,
762-866

FIG. 1 is a front perspective view of an image for a computer
display according to the present invention;
FIG. 2 is a front view thereof, on an enlarged scale; and,
FIG. 3 is a front view of a second embodiment thereof, on
an enlarged scale.

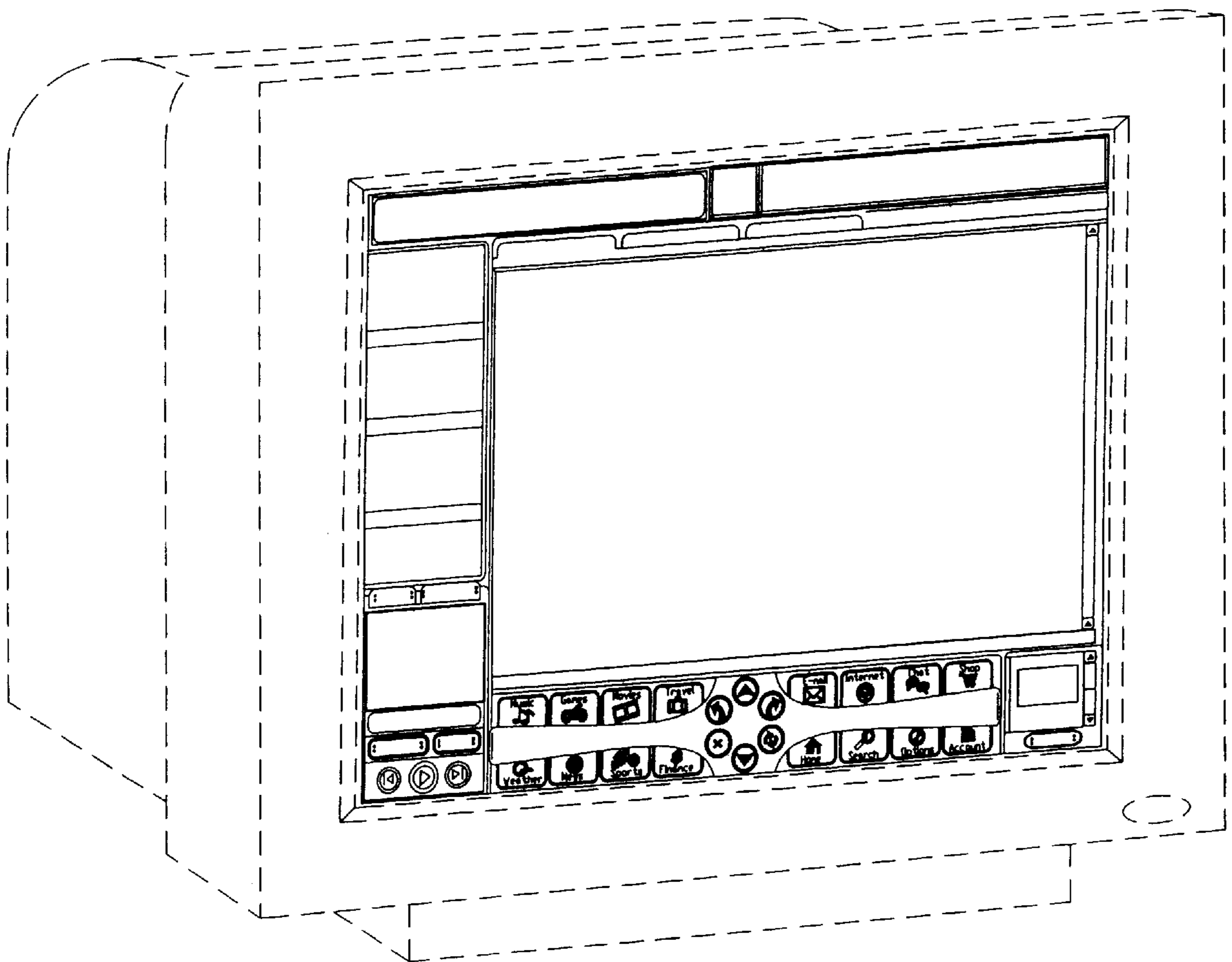
(56) **References Cited**

The broken line drawings of a computer display monitor in
FIGS. 1, 2, and 3 are for illustrative purposes only and form
no part of the claimed design.

U.S. PATENT DOCUMENTS

D399,836 S * 10/1998 Wu et al.
D403,313 S * 12/1998 Peppel

1 Claim, 3 Drawing Sheets



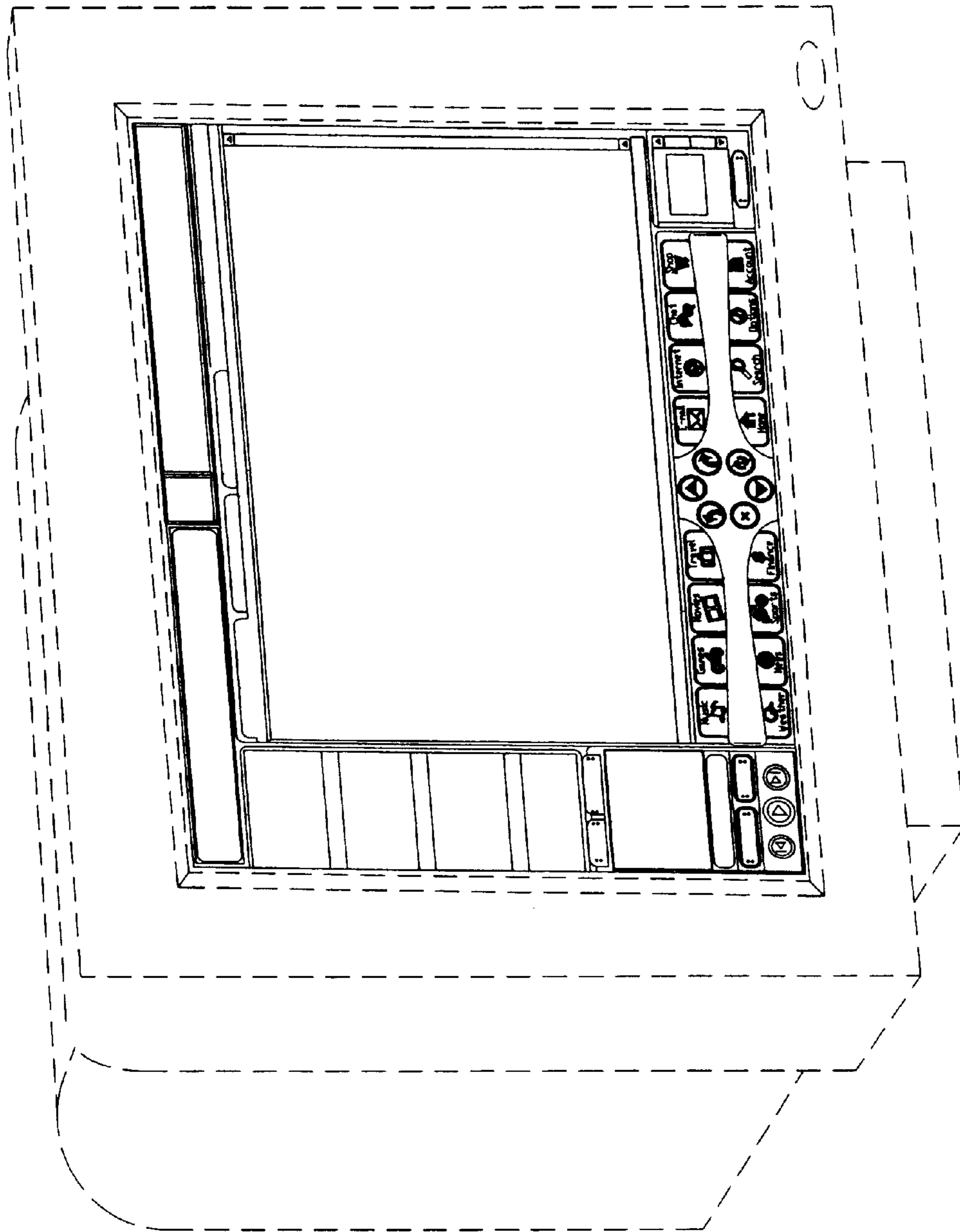


Fig. 1.

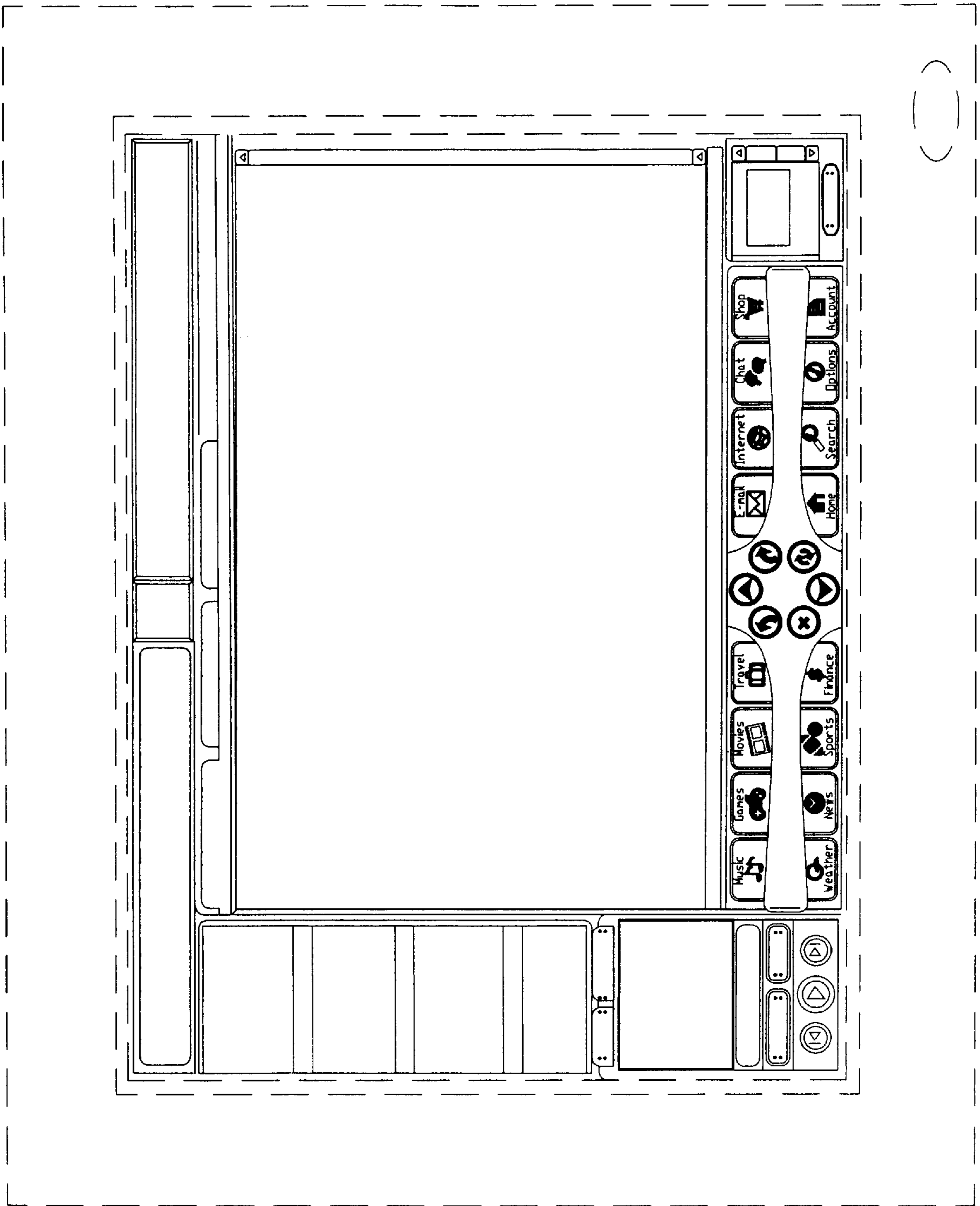


Fig. 2.

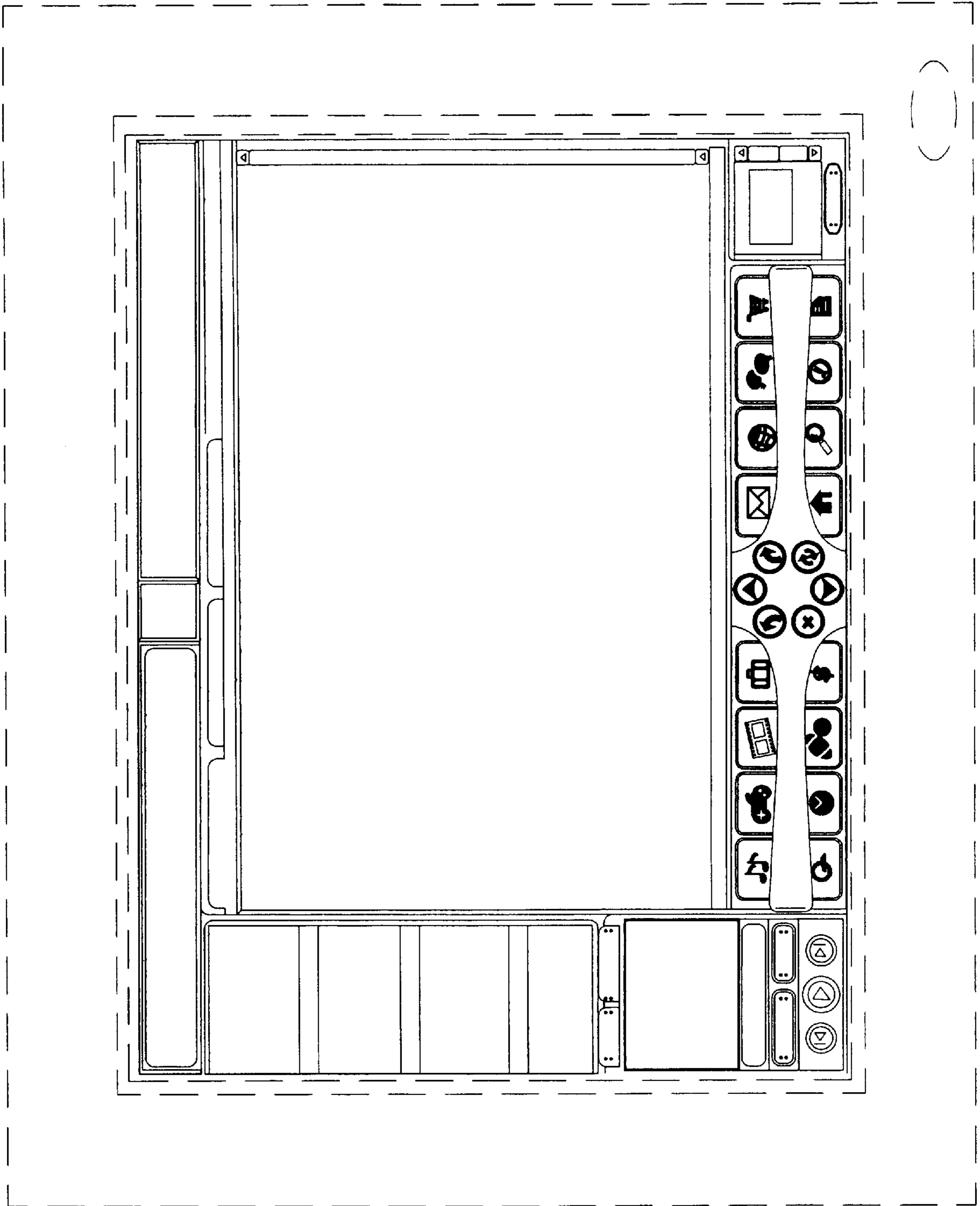


Fig. 3.