



US00D468278S

(12) **United States Design Patent**
Kabasawa

(10) **Patent No.:** **US D468,278 S**

(45) **Date of Patent:** **** Jan. 7, 2003**

(54) **OPTICAL DISC DRIVE**

(75) Inventor: **Hidetoshi Kabasawa, Musashino (JP)**

(73) Assignee: **Teac Corporation, Tokyo (JP)**

(**) Term: **14 Years**

(21) Appl. No.: **29/137,662**

(22) Filed: **Feb. 26, 2001**

(30) **Foreign Application Priority Data**

Aug. 29, 2000 (JP) 2000-023763
Aug. 29, 2000 (JP) 2000-023764

(51) **LOC (7) Cl.** **14-01**

(52) **U.S. Cl.** **D14/136; D14/156; D14/363**

(58) **Field of Search** **D14/135-136,**
D14/156-157, 167-168, 188, 197-198,
257-258, 363; 369/75.1, 75.2, 77.1, 77.2;
455/344, 347, 350-351

(56) **References Cited**

U.S. PATENT DOCUMENTS

5,859,828 A * 1/1999 Ishibashi 369/75.1

D416,018 S * 11/1999 Ito et al. D14/156
D421,260 S * 2/2000 Hyogo D14/167
D428,404 S * 7/2000 Ito et al. D14/156
D434,022 S * 11/2000 Takahashi D14/156
D435,532 S * 12/2000 Hidatsune D14/156

* cited by examiner

Primary Examiner—Nanda Bondade

(74) *Attorney, Agent, or Firm*—Ladas & Parry

(57) **CLAIM**

The ornamental design for an optical disc drive, as shown and described.

DESCRIPTION

FIG. 1 is a perspective view of an optical disc drive showing my new design;

FIG. 2 is a front view of FIG. 1;

FIG. 3 is a top view of FIG. 1, the bottom view being an inverted image of the top view;

FIG. 4 is a left side view of FIG. 1, the right side view being a mirror image of the left side; and,

FIG. 5 is a rear view of FIG. 1.

1 Claim, 2 Drawing Sheets

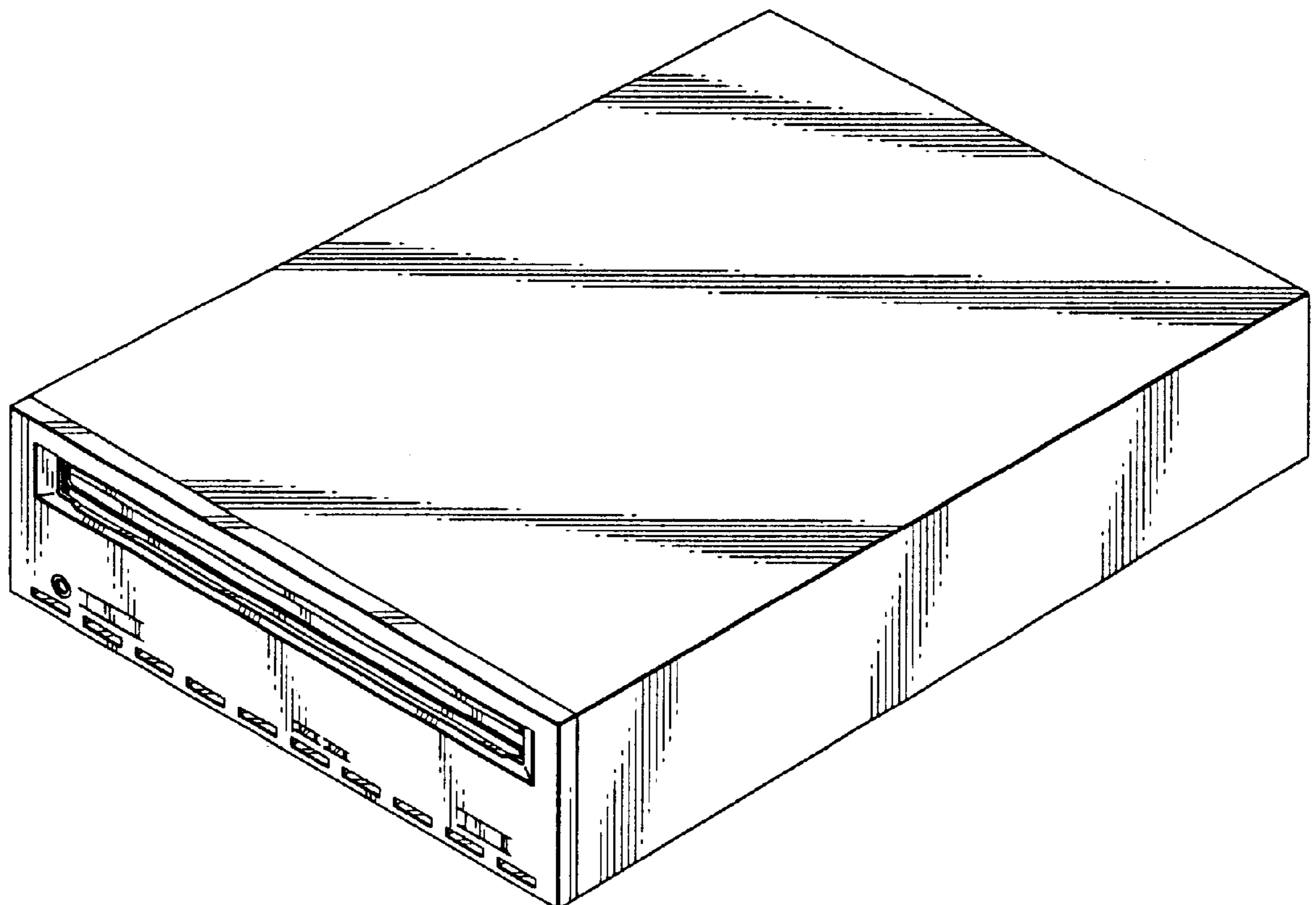


FIG. 1

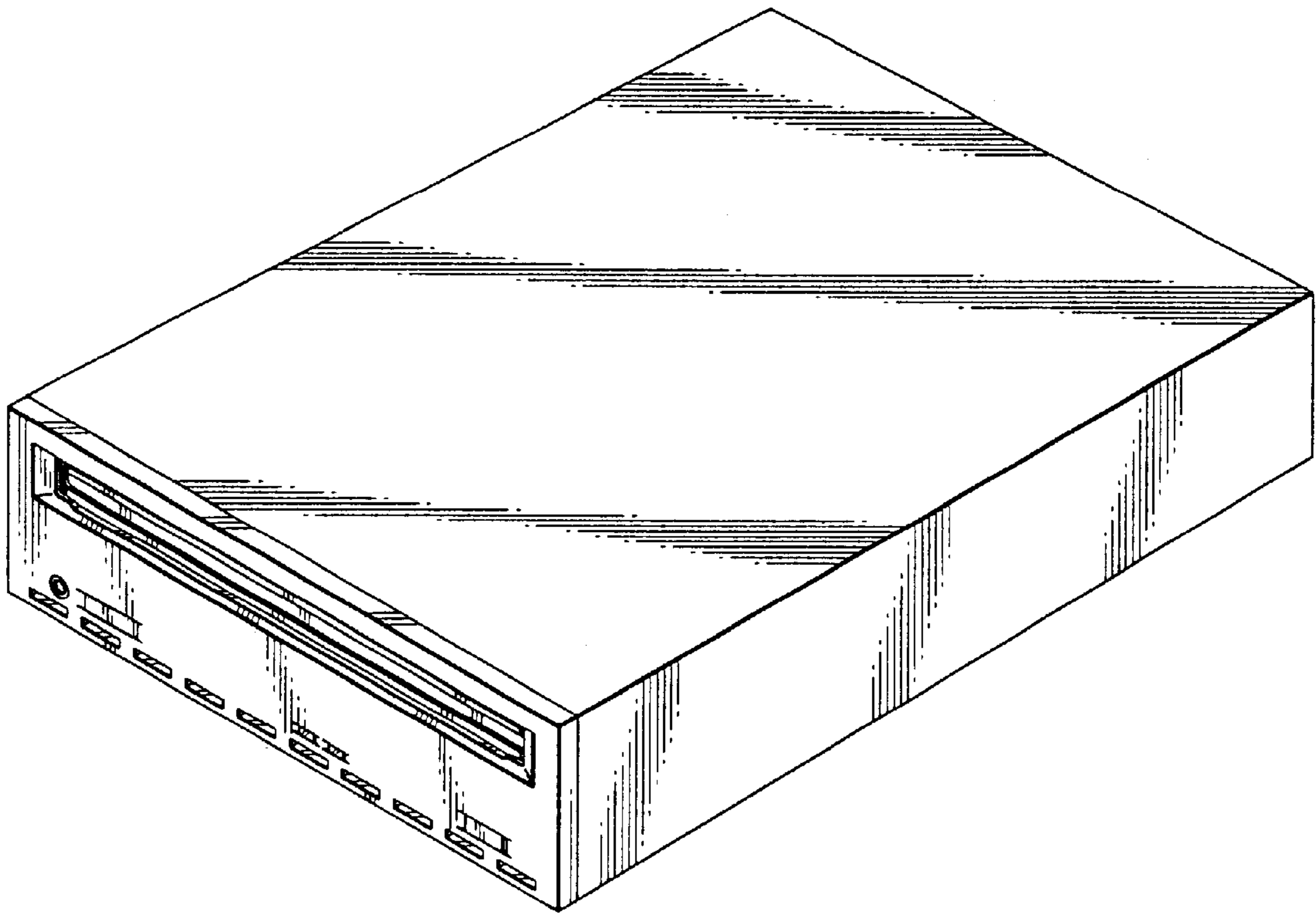


FIG.2

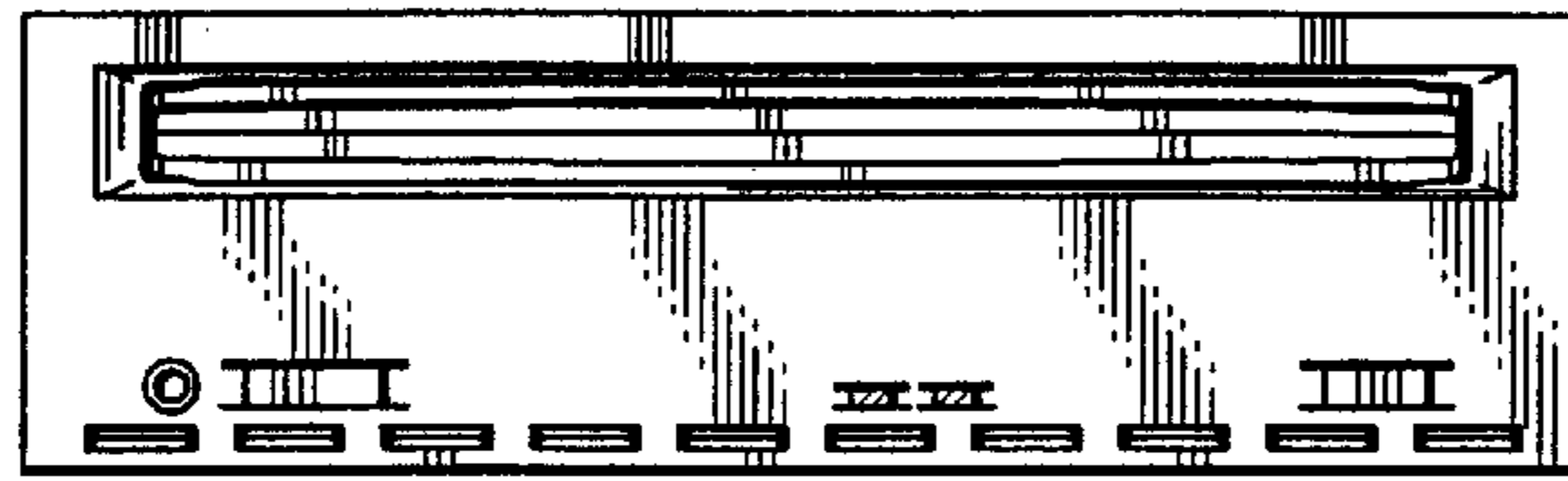


FIG.3

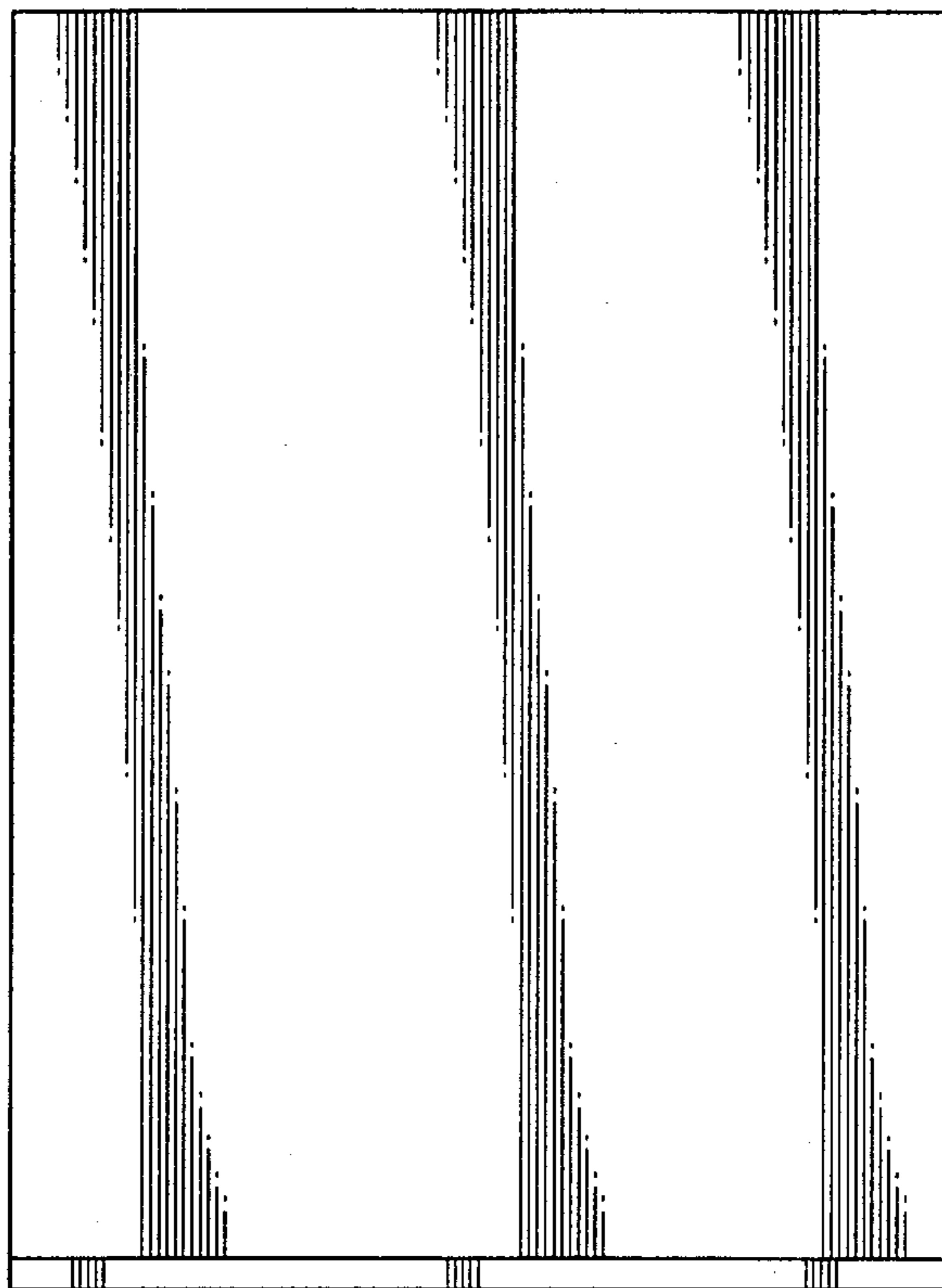


FIG.4

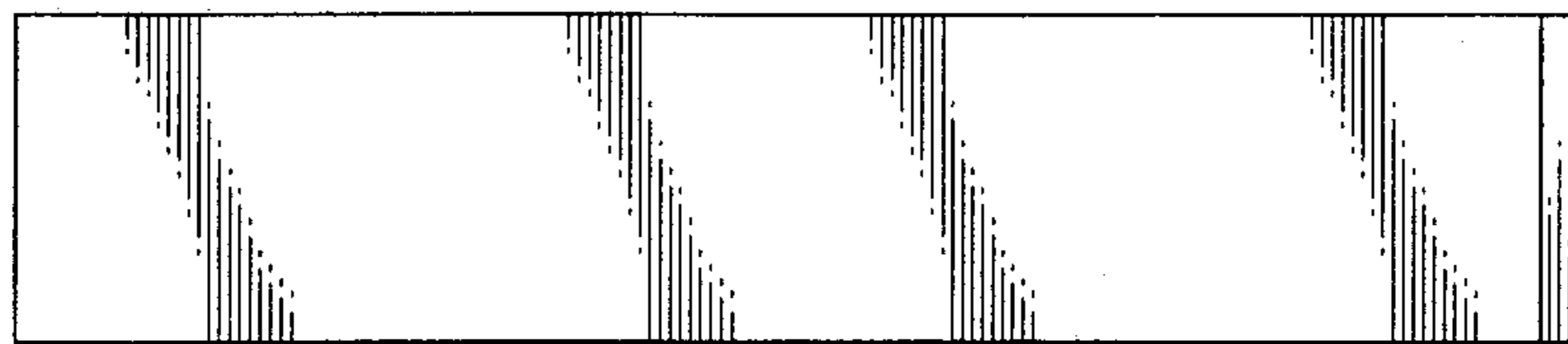


FIG.5

