



US00D468277S

(12) **United States Design Patent**  
**Sugiyama**

(10) **Patent No.:** **US D468,277 S**

(45) **Date of Patent:** **\*\* Jan. 7, 2003**

(54) **TV RECEIVER WITH DIGITAL VIDEO DISC  
RECORDER AND PRINTER**

(75) **Inventor:** **Yoshiaki Sugiyama, Zushi (JP)**

(73) **Assignee:** **Canon Kabushiki Kaisha, Tokyo (JP)**

(\*\*) **Term:** **14 Years**

(21) **Appl. No.:** **29/138,192**

(22) **Filed:** **Mar. 9, 2001**

(30) **Foreign Application Priority Data**

Sep. 12, 2000 (JP) ..... 2000-025408

(51) **LOC (7) Cl.** ..... **14-03**

(52) **U.S. Cl.** ..... **D14/129**

(58) **Field of Search** ..... D14/126-134,  
D14/371, 374, 375, 314, 332, 336, 337;  
312/7.2; 348/836, 838, 552; 386/125, 126;  
369/75.1, 77.1, 77.2; 248/917-924

(56) **References Cited**

**U.S. PATENT DOCUMENTS**

D362,236 S \* 9/1995 Dann ..... D14/129  
D397,324 S \* 8/1998 Minemoto ..... D14/337

D422,978 S \* 4/2000 Hirota ..... D14/374  
D431,537 S \* 10/2000 Saeki ..... D14/126  
D432,101 S \* 10/2000 Oba ..... D14/126  
D434,398 S \* 11/2000 Takami ..... D14/129  
D441,732 S \* 5/2001 Ota ..... D14/126

\* cited by examiner

*Primary Examiner*—Raphael Barkai

(74) *Attorney, Agent, or Firm*—Fitzpatrick, Cella, Harper & Scinto

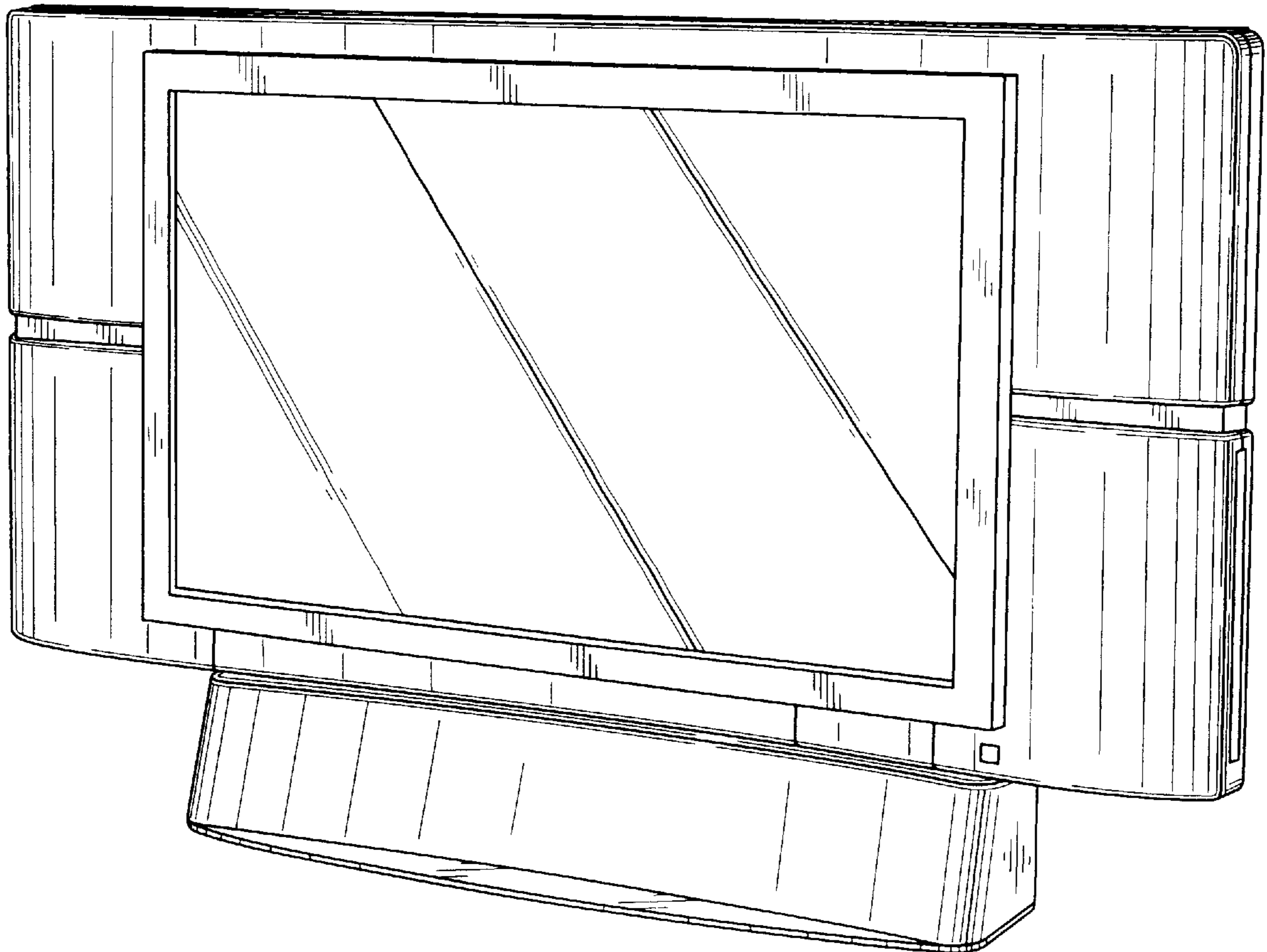
(57) **CLAIM**

The ornamental design for a TV receiver with digital video disc recorder and printer, as shown and described.

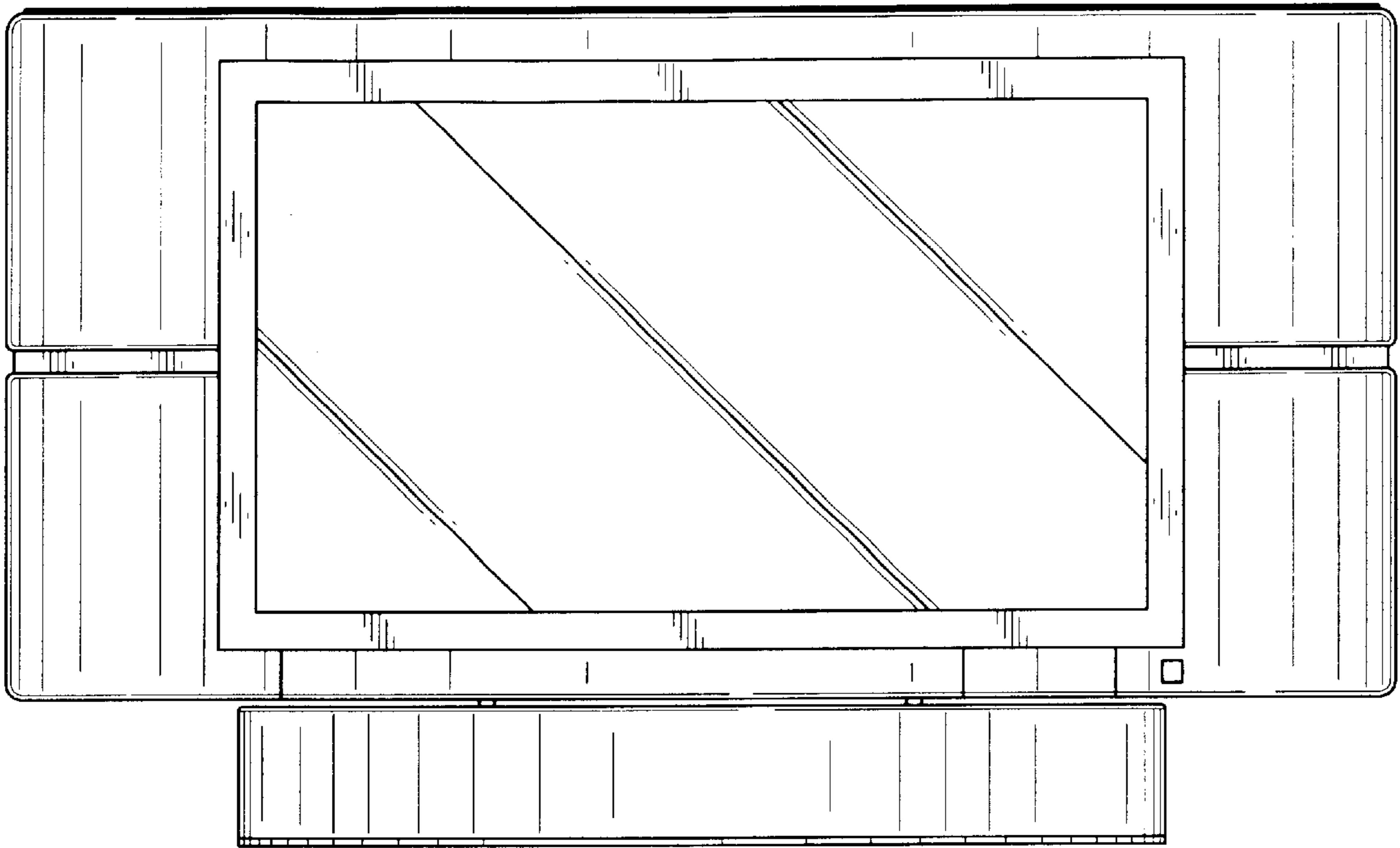
**DESCRIPTION**

FIG. 1 is a front view of a TV receiver with digital video disc recorder and printer showing my new design;  
FIG. 2 is a rear view thereof;  
FIG. 3 is a top plan view thereof;  
FIG. 4 is a bottom plan view thereof;  
FIG. 5 is a left side view thereof;  
FIG. 6 is a right side view thereof; and,  
FIG. 7 is a perspective view thereof.

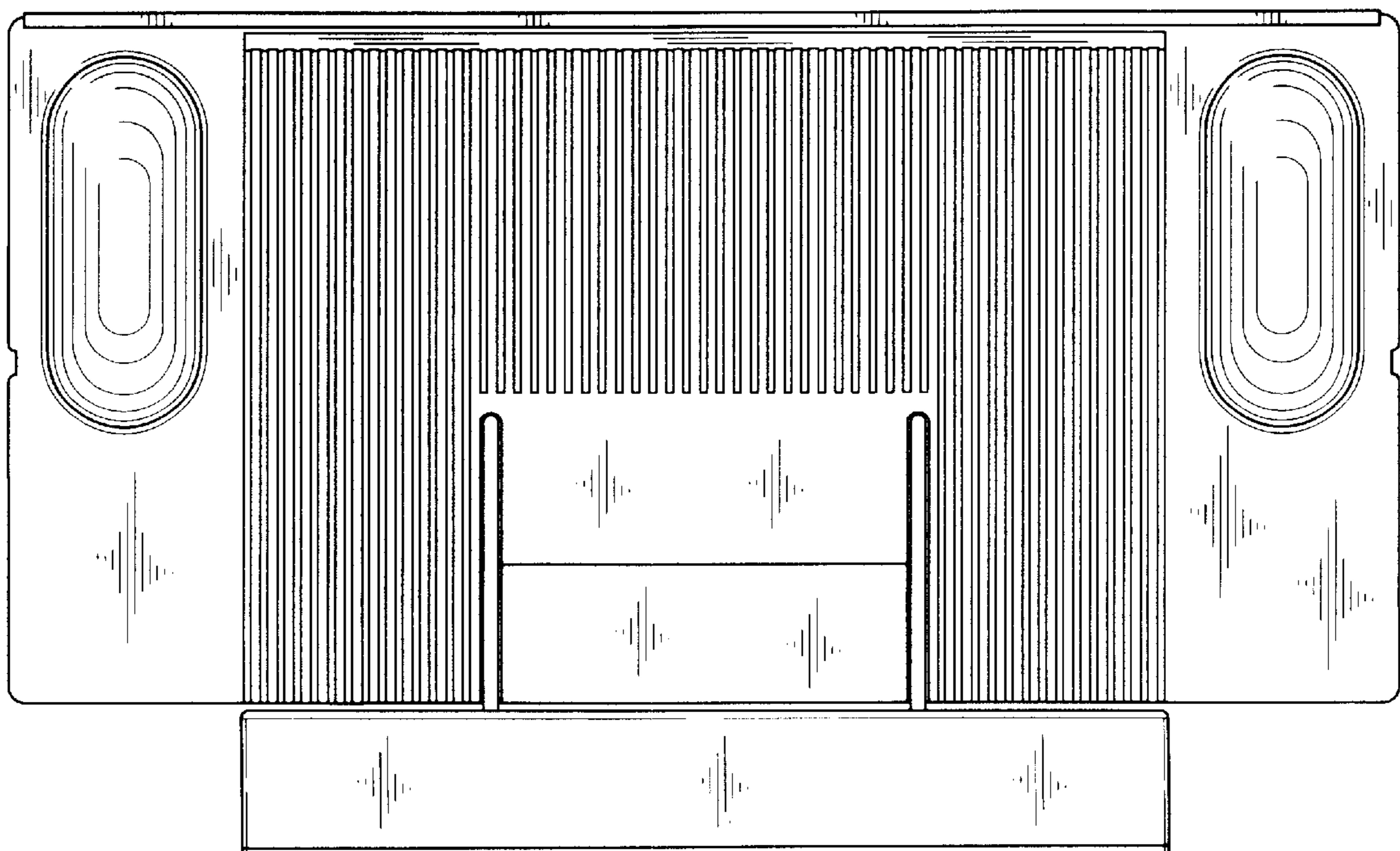
**1 Claim, 3 Drawing Sheets**



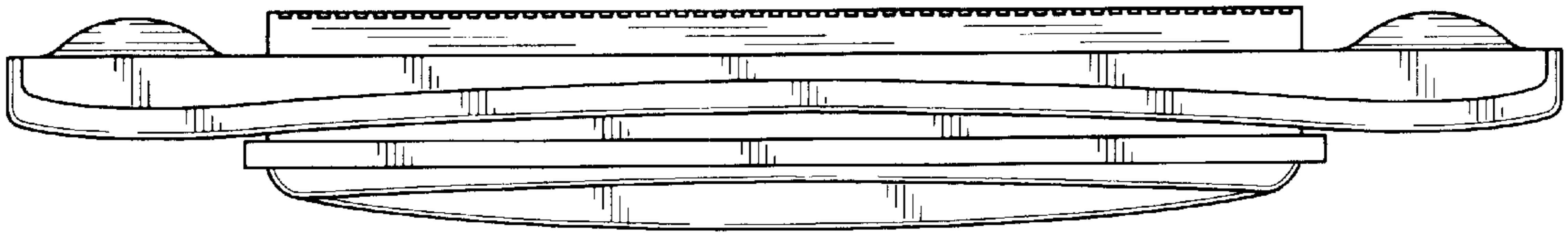
*FIG. 1*



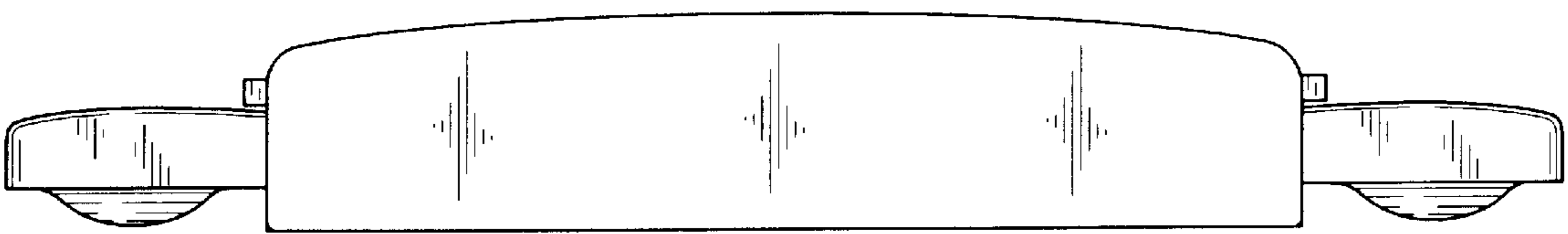
*FIG. 2*



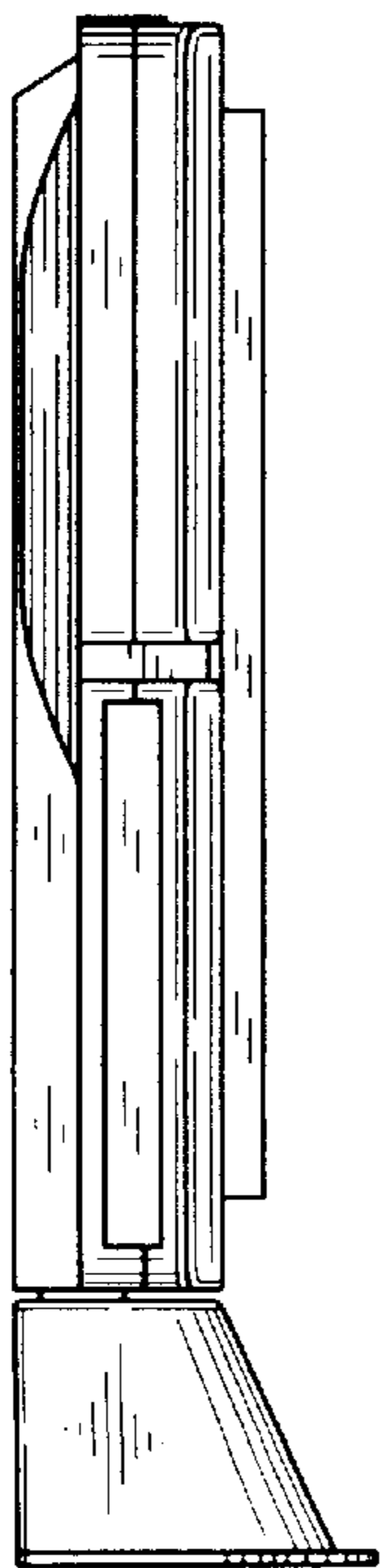
*FIG. 3*



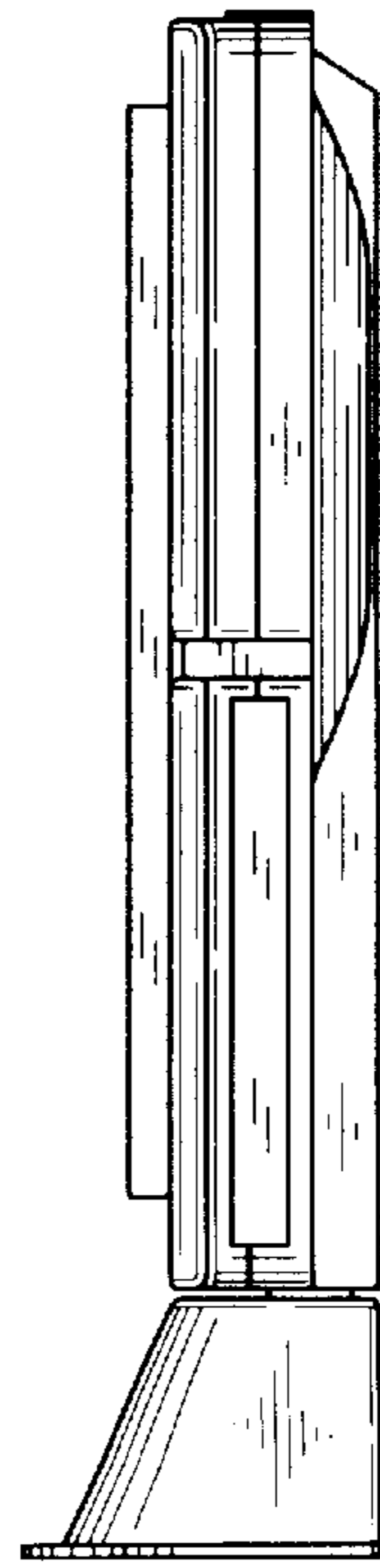
*FIG. 4*



*FIG. 5*



*FIG. 6*



*FIG. 7*

