



US00D468275S

(12) **United States Design Patent**
Nimberger et al.

(10) **Patent No.:** **US D468,275 S**

(45) **Date of Patent:** **** Jan. 7, 2003**

(54) **THERMOWELL**

(75) Inventors: **Spencer M. Nimberger**, Houston, TX
(US); **Kevin J. Cessac**, Houston, TX
(US)

(73) Assignee: **PGI International, Ltd**, Houston, TX
(US)

(**) Term: **14 Years**

(21) Appl. No.: **29/159,953**

(22) Filed: **May 1, 2002**

Related U.S. Application Data

(62) Division of application No. 29/133,104, filed on Nov. 22, 2000, now Pat. No. Des. 461,173.

(51) **LOC (7) Cl.** **13-03**

(52) **U.S. Cl.** **D13/199**

(58) **Field of Search** D13/199; 136/242;
29/825; 204/196.18; 374/179, 208

(56) **References Cited**

U.S. PATENT DOCUMENTS

2,486,936 A * 11/1949 Fergus 204/196.15

2,947,680 A * 8/1960 Preiser 204/196
4,137,768 A * 2/1979 Tushie et al. 73/343
4,324,945 A * 4/1982 Sivyer 136/242
4,510,343 A * 4/1985 Sivyer 136/242
4,778,538 A * 10/1988 Lyman 136/230
6,059,453 A * 5/2000 Kempf et al. 374/179
6,231,230 B1 * 5/2001 Baldock et al. 374/208

* cited by examiner

Primary Examiner—Ted Shooman

Assistant Examiner—Selina Sikder

(74) *Attorney, Agent, or Firm*—Browning Bushman, P.C.

(57) **CLAIM**

The ornamental design for a thermowell, as shown and described.

DESCRIPTION

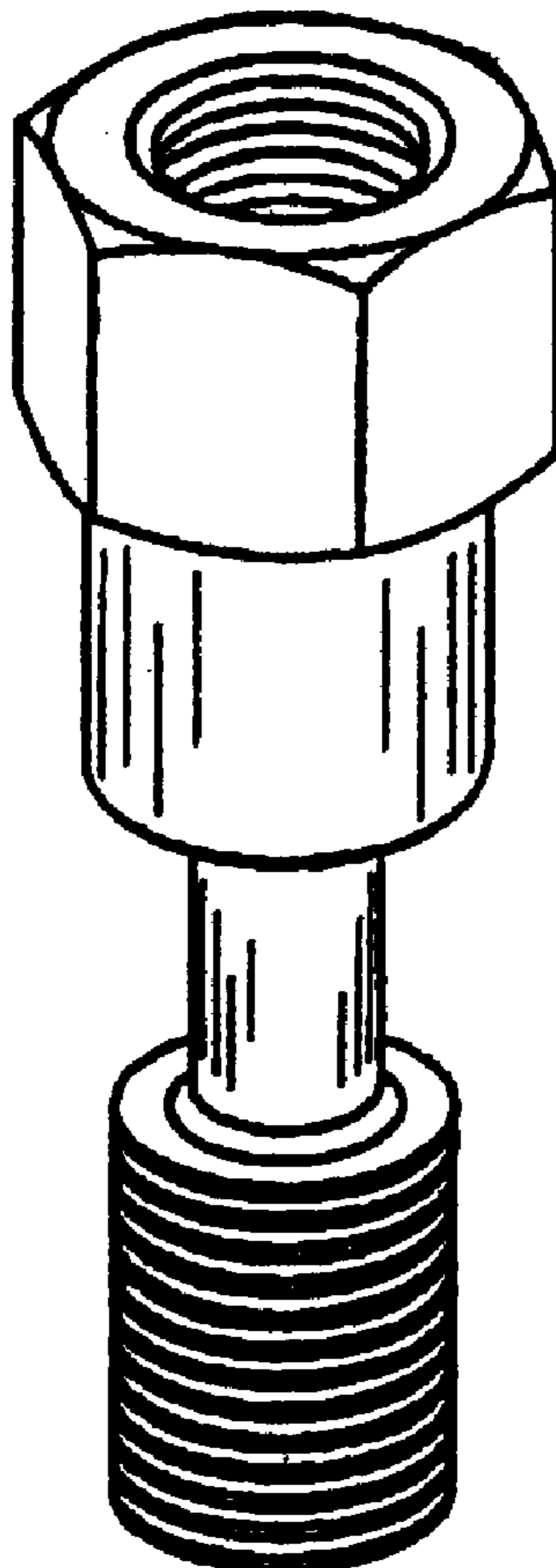
FIG. 1 is a perspective view of a thermowell showing my new design;

FIG. 2 is a side view thereof;

FIG. 3 perspective view of a second embodiment of a thermowell, it being understood that the broken lines are for illustrative purposes only and form no part of the claimed design; and,

FIG. 4 is a side view of the thermowell shown in FIG. 3.

1 Claim, 1 Drawing Sheet



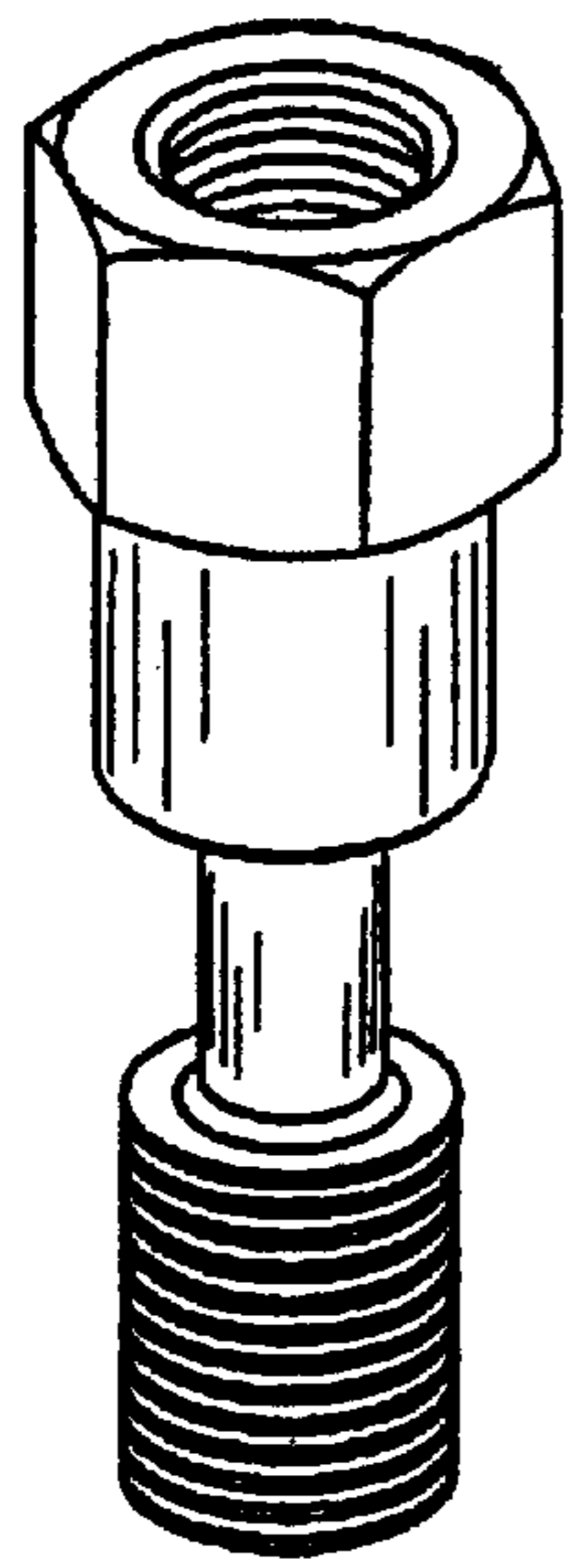


FIG. 1

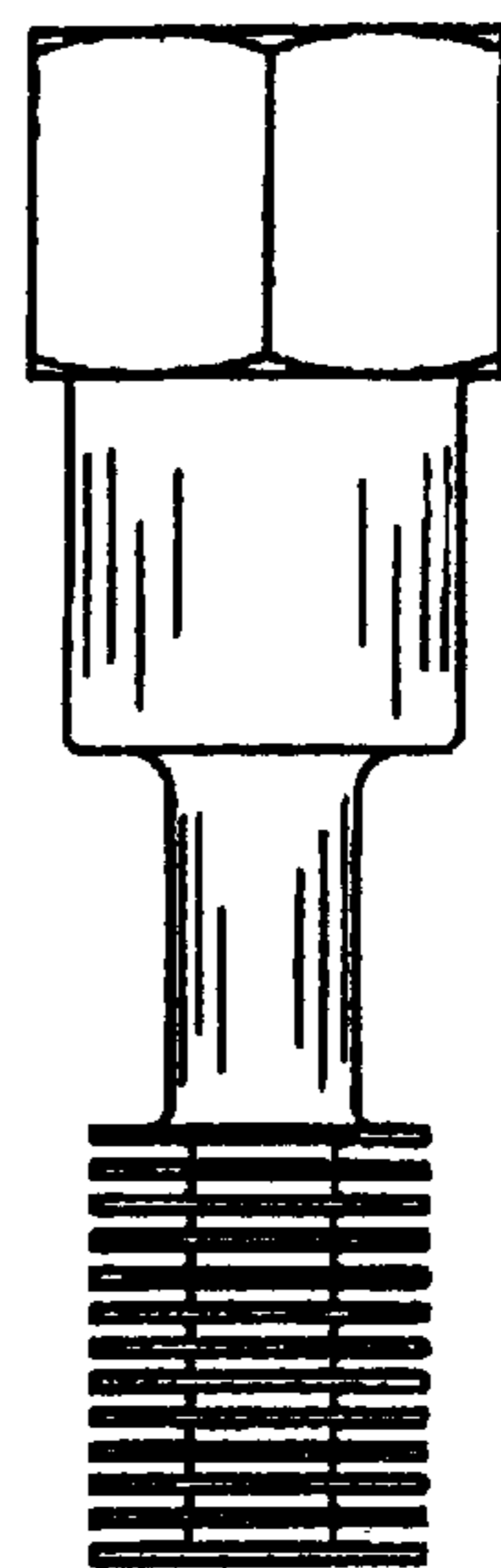


FIG. 2

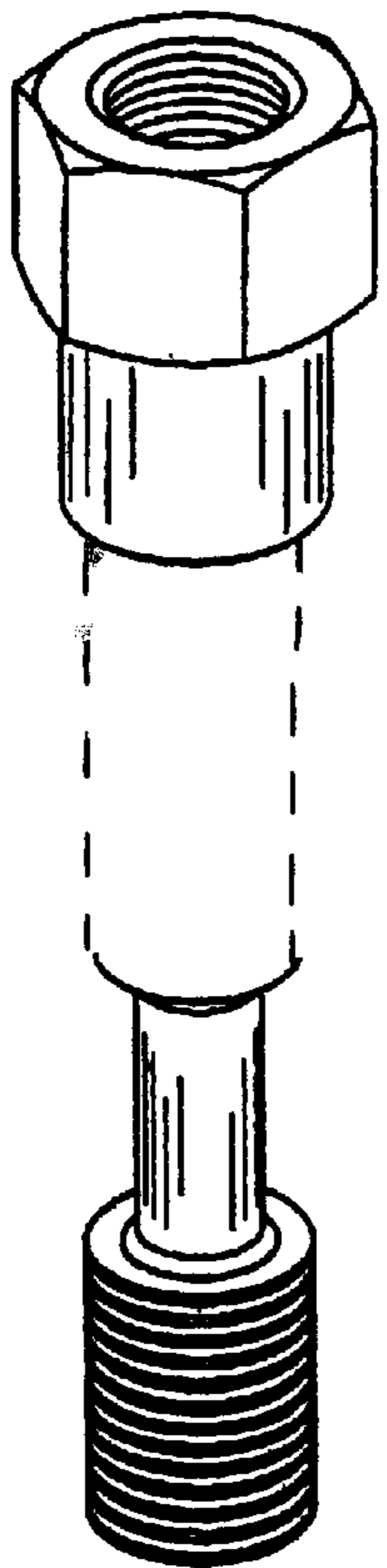


FIG. 3




FIG. 4