



US00D468259S

(12) **United States Design Patent**
Garrity et al.

(10) **Patent No.:** **US D468,259 S**

(45) **Date of Patent:** **** Jan. 7, 2003**

(54) **INNER SLEEVE FOR HOLDING BATTERIES FOR A FLASHLIGHT**

(75) Inventors: **Kevin S. Garrity**, Madison, CT (US);
Andrew Yau, Bangkok (TH)

(73) Assignee: **Garrity Industries, Inc.**, Madison, CT (US)

(**) Term: **14 Years**

(21) Appl. No.: **29/136,838**

(22) Filed: **Feb. 8, 2001**

(51) **LOC (7) Cl.** **13-02**

(52) **U.S. Cl.** **D13/119; D26/113**

(58) **Field of Search** **D13/119; D26/113;**
429/96, 97, 99, 100, 154, 176, 157

(56) **References Cited**

U.S. PATENT DOCUMENTS

2,449,568 A	9/1948	Shriro et al.	
2,494,956 A	1/1950	Mendelsohn	
3,748,185 A *	7/1973	Cooper et al.	429/100
3,859,140 A	1/1975	Schmidt	136/173
3,880,673 A	4/1975	Buhrer	136/173
3,941,618 A	3/1976	Mabuchi	136/173
3,956,019 A	5/1976	Mabuchi et al.	136/132
4,265,984 A *	5/1981	Kaye	429/176 X

4,530,034 A *	7/1985	Kawarada	362/9
5,631,098 A	5/1997	Suzuki	429/1
5,909,952 A *	6/1999	Guthrie et al.	362/205
6,071,639 A	6/2000	Bryant et al.	429/97
6,238,818 B1 *	5/2001	Dalton	429/96

* cited by examiner

Primary Examiner—Joel Sincavage

(74) *Attorney, Agent, or Firm*—Fitzpatrick, Cella, Harper & Scinto

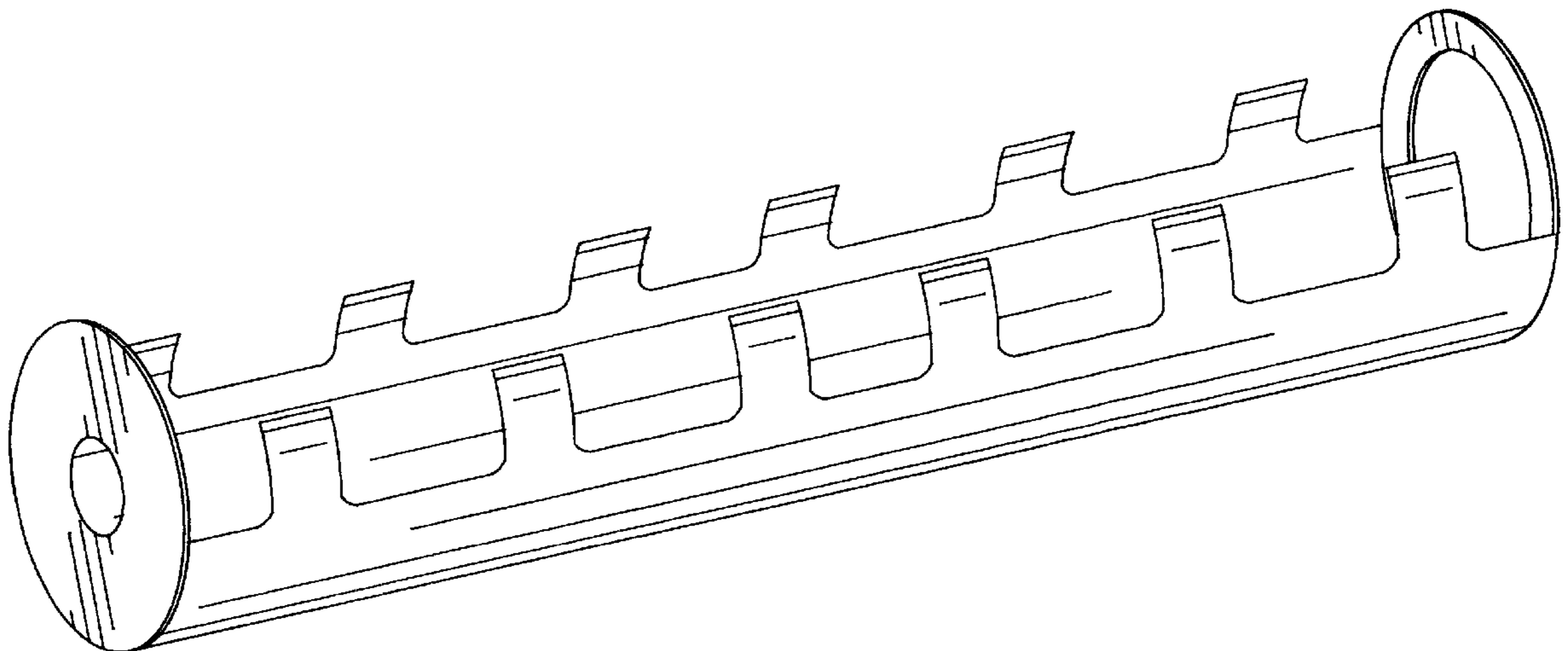
(57) **CLAIM**

The ornamental design for an inner sleeve for holding batteries for a flashlight, as shown and described.

DESCRIPTION

FIG. 1 is an end view of the sleeve from the distal end of the sleeve in accordance with the present invention;
 FIG. 2 is an end view of the sleeve from the proximal end of the sleeve in accordance with the present invention;
 FIG. 3 is a first side view of the sleeve in accordance with the present invention;
 FIG. 4 is a second side view of the sleeve in accordance with the present invention;
 FIG. 5 is a top planar view of the sleeve;
 FIG. 6 is a bottom planar view of the sleeve; and,
 FIG. 7 is a perspective view of the sleeve.

1 Claim, 4 Drawing Sheets



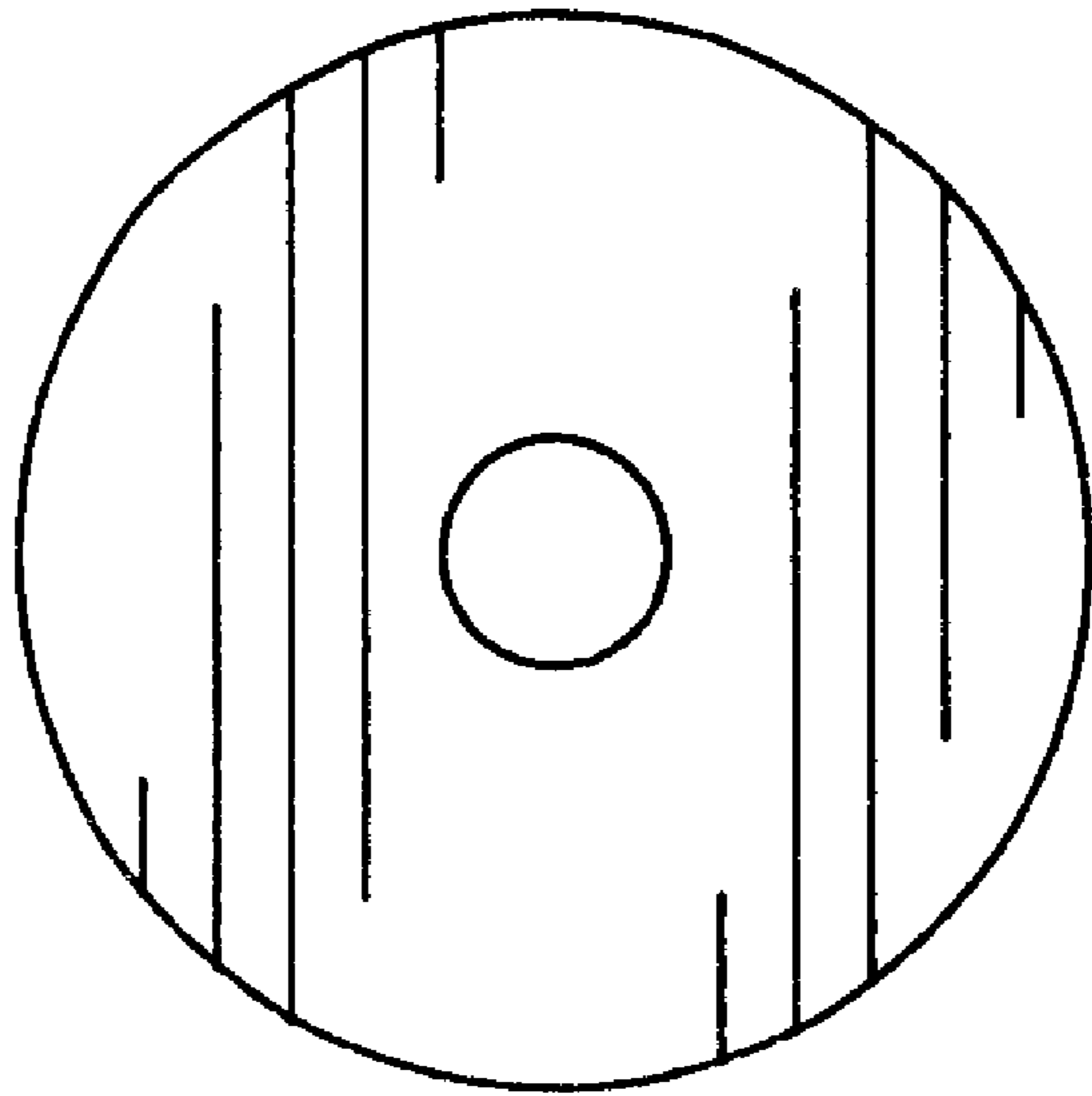


FIG. 1

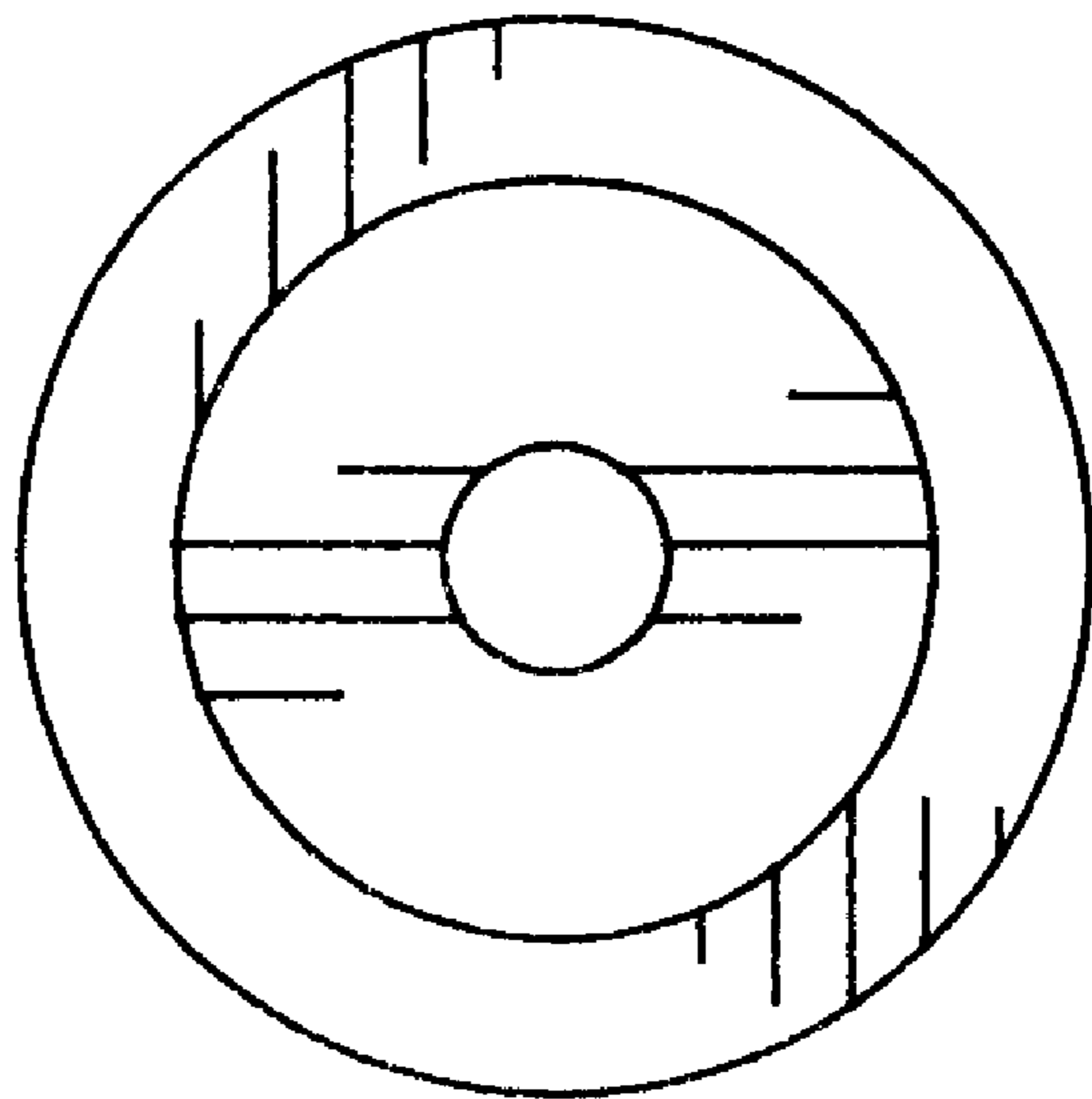


FIG. 2

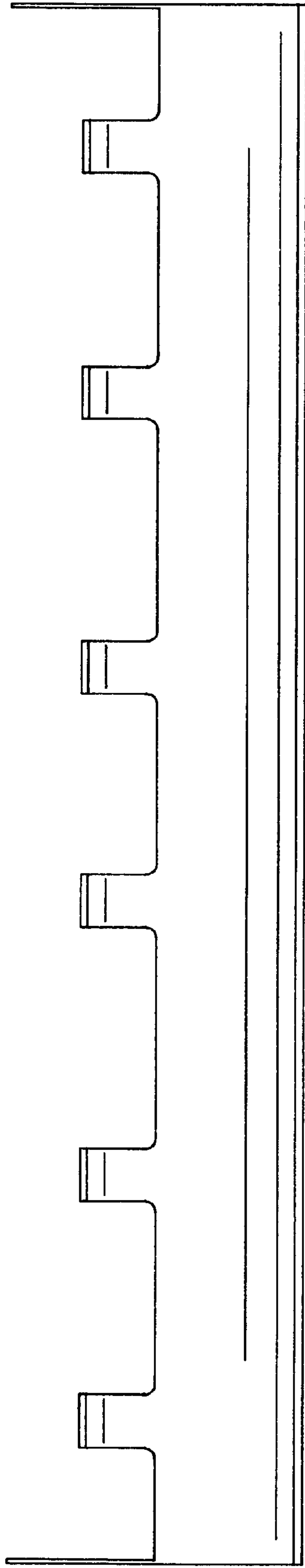


FIG. 3

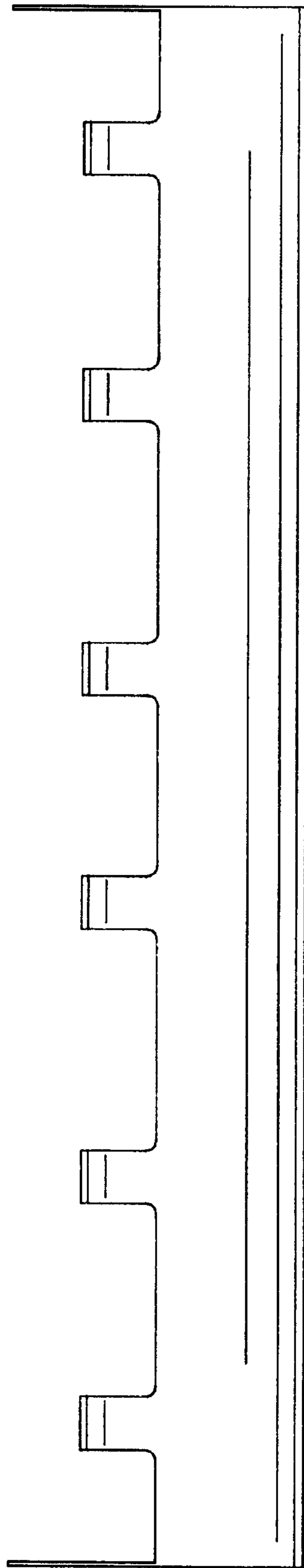


FIG. 4

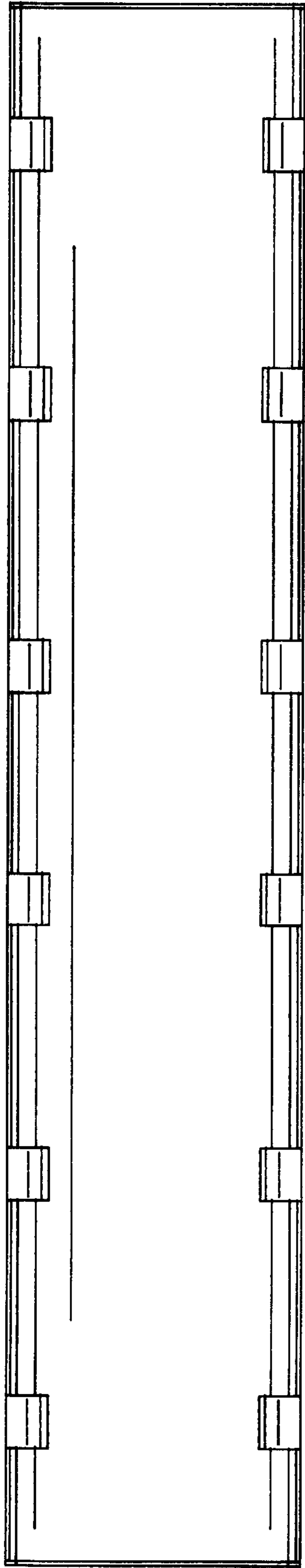


FIG. 5




FIG. 6

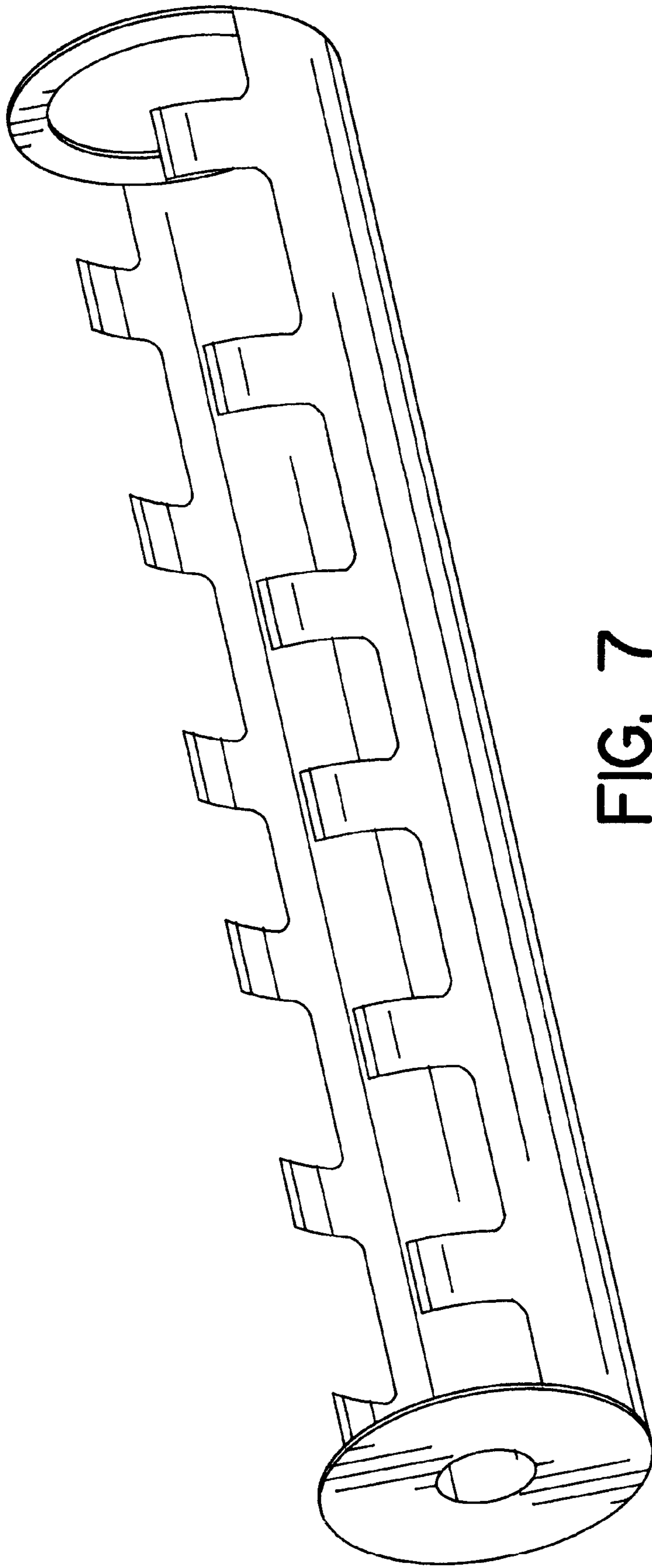


FIG. 7