



US00D468256S

(12) **United States Design Patent**
Wright

(10) **Patent No.:** **US D468,256 S**

(45) **Date of Patent:** **** Jan. 7, 2003**

(54) **PROTECTIVE COVER FOR VEHICLE AND STORAGE BAG THEREFOR**

(76) **Inventor:** **Autumn K. Wright**, 1904 Violet Cir.,
Manhattan, KS (US) 66502

(**) **Term:** **14 Years**

(21) **Appl. No.:** **29/154,928**

(22) **Filed:** **Feb. 1, 2002**

(51) **LOC (7) Cl.** **12-16**

(52) **U.S. Cl.** **D12/401**

(58) **Field of Search** D12/401; 296/95.1,
296/103, 136, 210, 98; 150/166-167, 168;
118/504-505, 301; 160/84.02, 370.21-370.23;
52/3

(56) **References Cited**

U.S. PATENT DOCUMENTS

4,827,997	A	*	5/1989	Rolan	150/166
4,938,522	A	*	7/1990	Herron et al.	296/136
4,973,100	A	*	11/1990	Yang	296/136
D342,048	S	*	12/1993	Owen	D12/401
5,368,912	A	*	11/1994	Reaves	150/166 X
5,516,181	A	*	5/1996	Thompson	296/98
5,518,289	A	*	5/1996	Cobble	296/136
D375,078	S	*	10/1996	Cobb	D12/401
5,597,196	A	*	1/1997	Gibbs	296/98
D377,928	S	*	2/1997	Tillery	D12/401
D379,081	S	*	5/1997	Wilson	D12/401

5,628,542	A	*	5/1997	Hindson	296/136
D381,620	S	*	7/1997	Hunter	D12/401
D386,144	S	*	11/1997	Dedeaux et al.	D12/401
D399,184	S	*	10/1998	Butler et al.	D12/401
D402,622	S	*	12/1998	Rogers	D12/401
D413,560	S	*	9/1999	Sambell	D12/401
D415,465	S	*	10/1999	Henderson et al.	D12/401
D417,481	S	*	12/1999	Schwartz	D12/401 X
6,092,857	A	*	7/2000	Rivas	296/136
D432,979	S	*	10/2000	Gupta	D12/401
D436,341	S	*	1/2001	Bennett	D12/401
6,220,648	B1	*	4/2001	Daniel	296/136

* cited by examiner

Primary Examiner—Stacia Cadmus

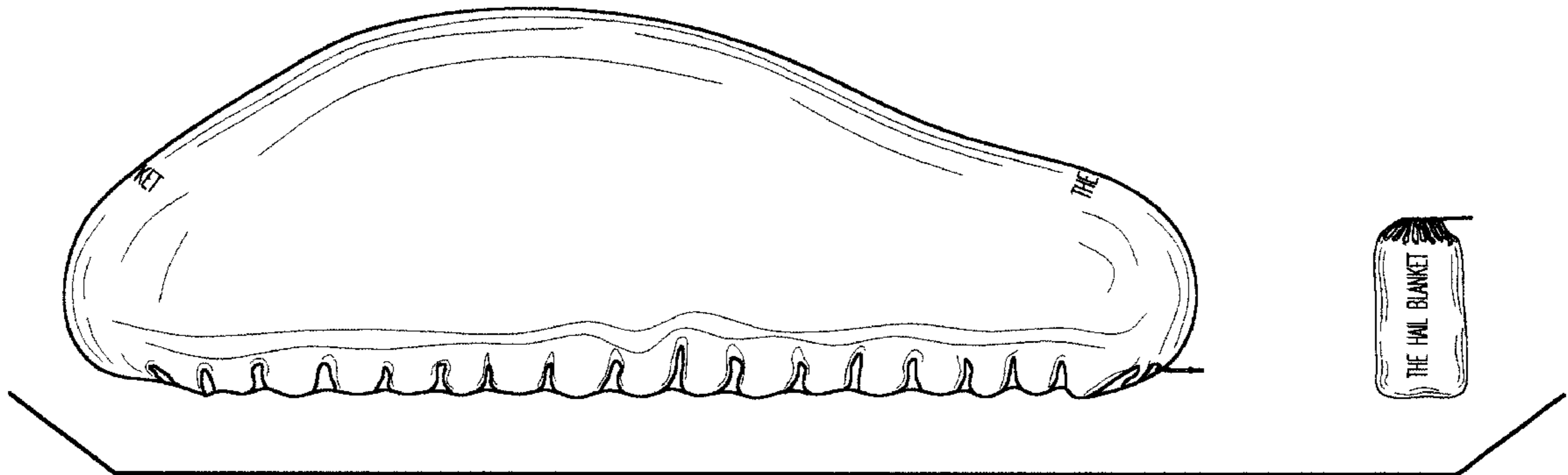
(57) **CLAIM**

The ornamental design for a protective cover for vehicle and storage bag therefor, as shown and described.

DESCRIPTION

FIG. 1 is a front elevational view of a protective cover for vehicle and storage bag therefor showing my new design; FIG. 2 is a rear elevational view thereof; FIG. 3 is a side view, taken from the left side of FIG. 1; FIG. 4 is a side view, taken from the right side of FIG. 1; FIG. 5 is a top plan view thereof; FIG. 6 is a bottom plan view thereof; and, FIG. 7 is a perspective view showing only the protective cover of my design.

1 Claim, 7 Drawing Sheets



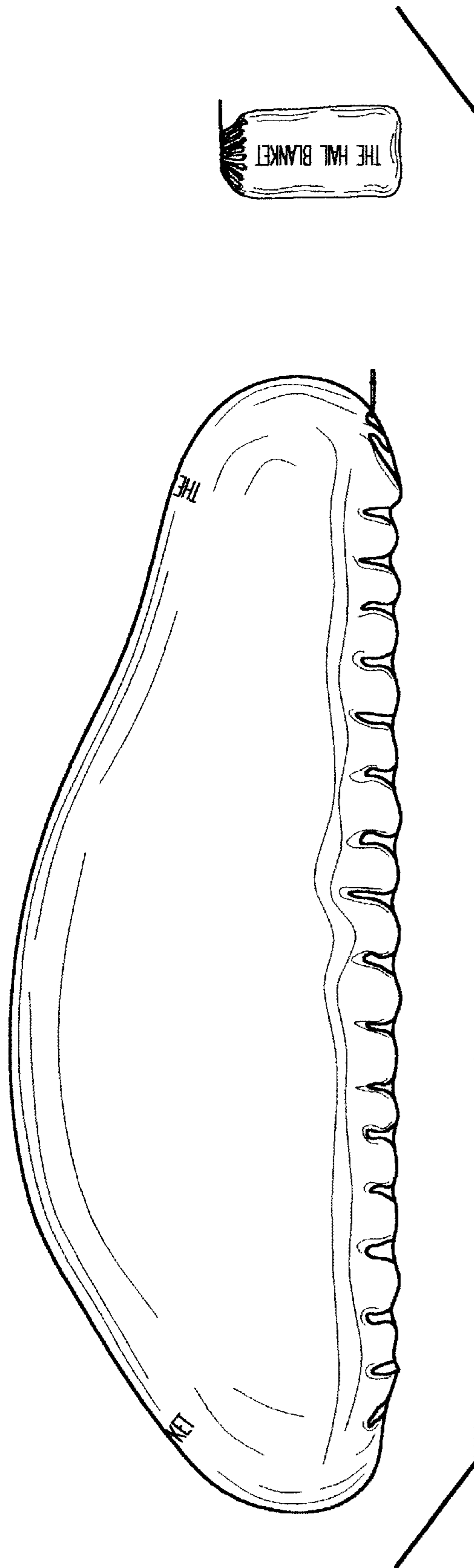


FIG. 1

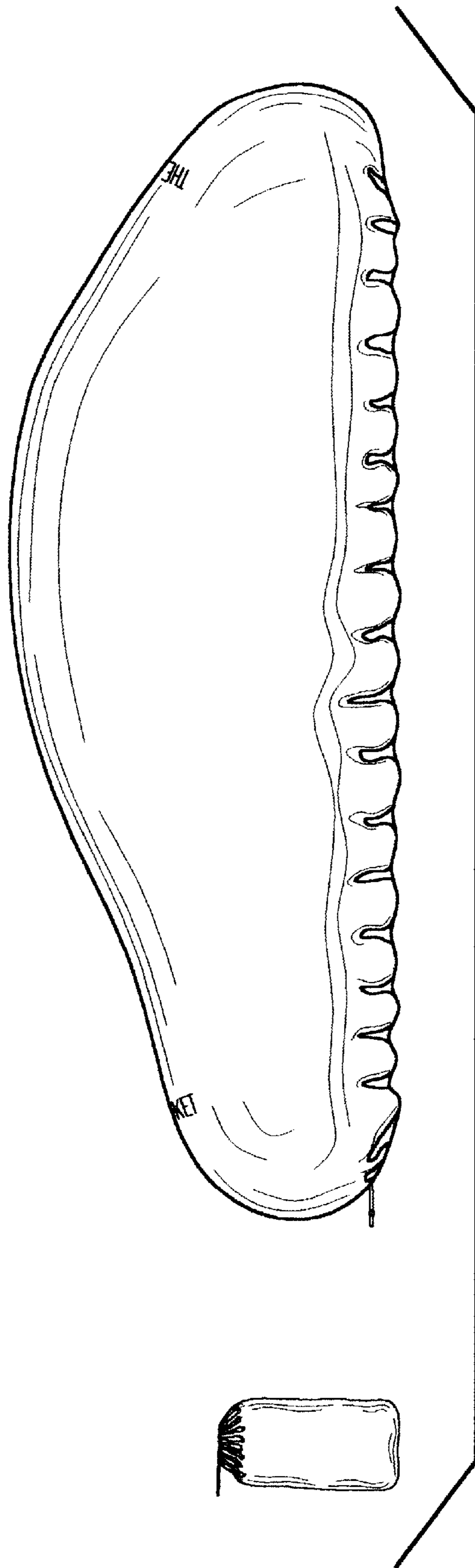


FIG. 2

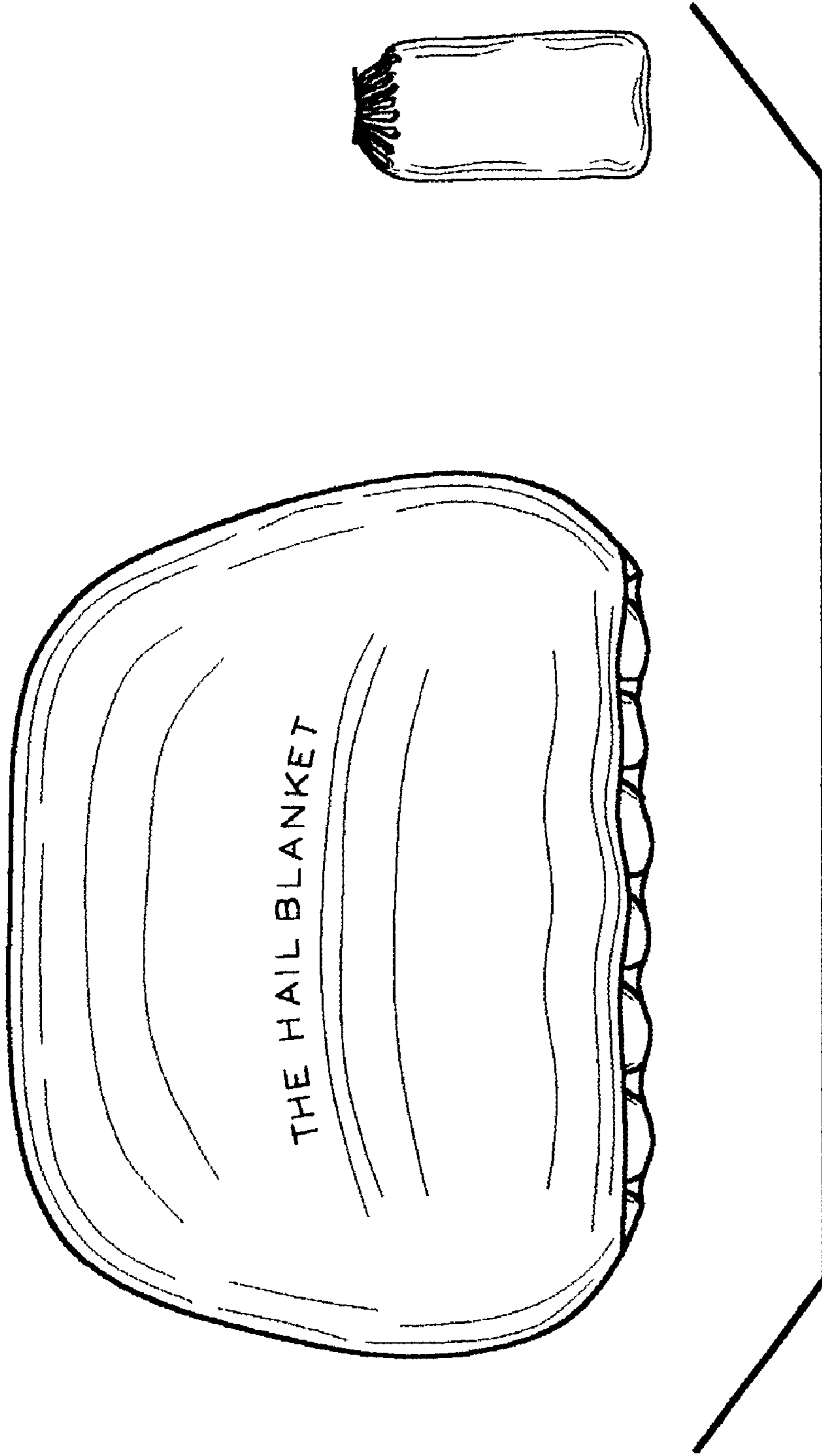


FIG. 3

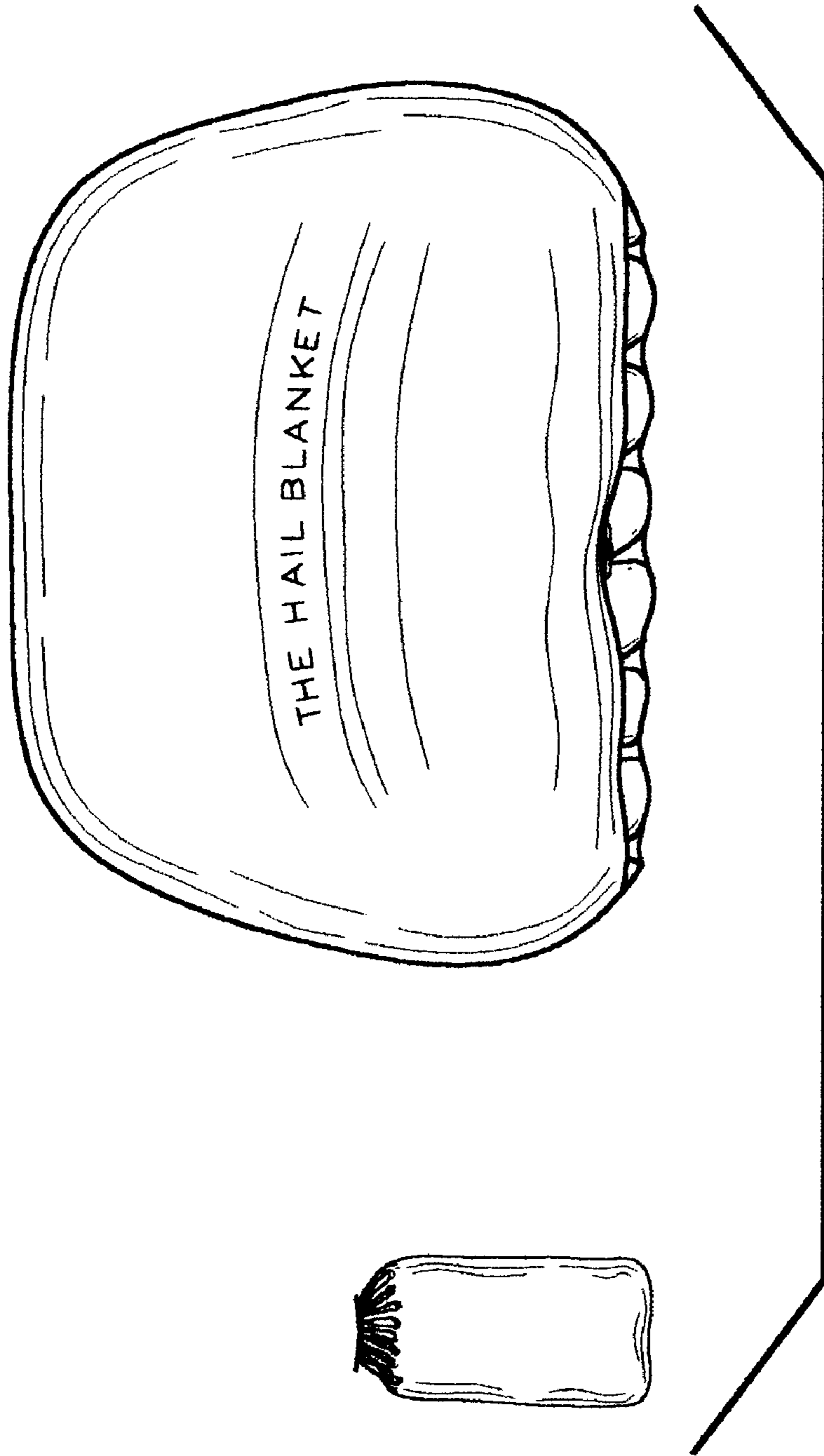
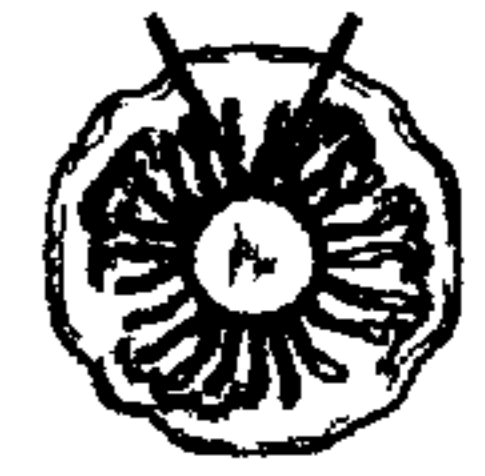



FIG. 4

FIG. 5






FIG. 6

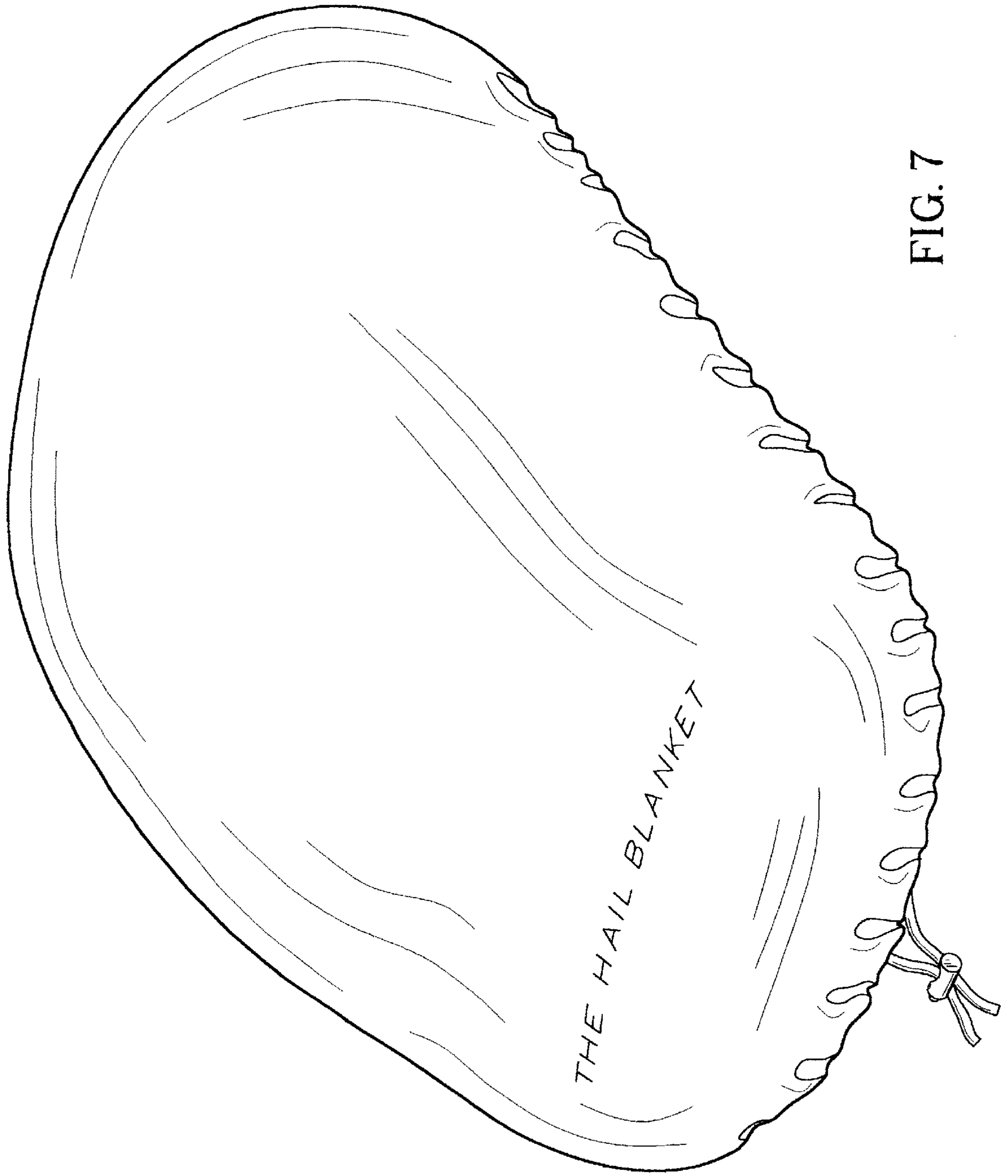


FIG. 7