



US00D468249S

(12) **United States Design Patent**
Lu

(10) **Patent No.:** **US D468,249 S**

(45) **Date of Patent:** **** Jan. 7, 2003**

(54) **FLOOR MAT FOR VEHICLES**

(75) **Inventor:** **Michael Lu, Tainan Hsien (TW)**

(73) **Assignee:** **Packy Poda Inc., Tainan Hsien (TW)**

(**) **Term:** **14 Years**

(21) **Appl. No.:** **29/163,992**

(22) **Filed:** **Jul. 16, 2002**

(51) **LOC (7) Cl.** **12-16**

(52) **U.S. Cl.** **D12/203**

(58) **Field of Search** D12/203; D6/582-586,
D6/592; 296/97.23; 15/215-217; 428/141;
280/163, 164.1

(56) **References Cited**

U.S. PATENT DOCUMENTS

D178,414 S	*	7/1956	Meyer	D12/203
D232,533 S	*	8/1974	Wells	D12/203
D358,571 S	*	5/1995	Thundercloud	D12/203
D413,850 S	*	9/1999	Wang	D12/203
D421,950 S	*	3/2000	Lu	D12/203

D429,204 S	*	8/2000	Lu	D12/203
D432,478 S	*	10/2000	Lu	D12/203
D447,103 S	*	8/2001	Kraines	D12/203
D454,321 S	*	3/2002	Lu	D12/203

* cited by examiner

Primary Examiner—Stacia Cadmus

(74) *Attorney, Agent, or Firm*—Alan D. Kamrath; Rider, Bennet, Egan & Arundel

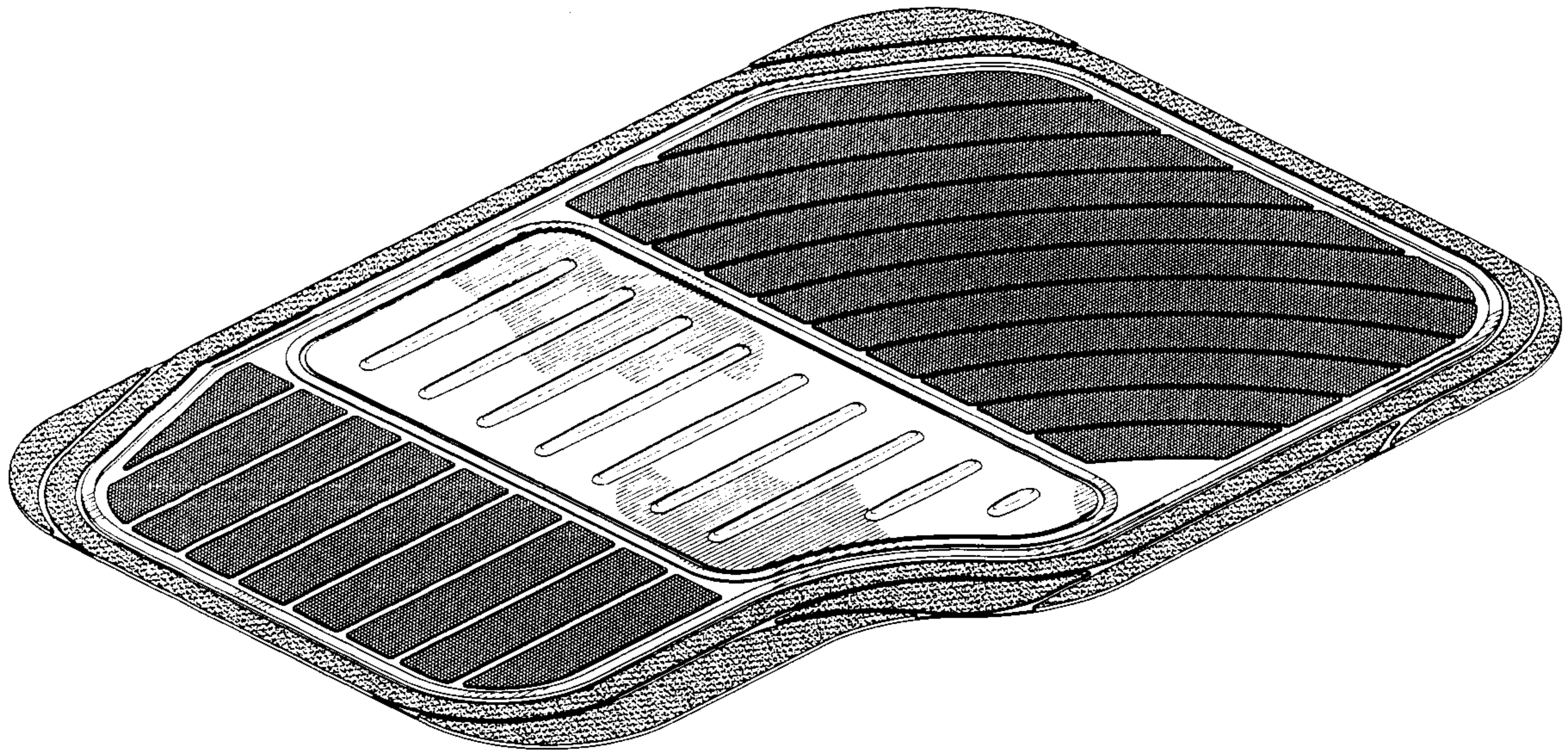
(57) **CLAIM**

The ornamental design for a floor mat for vehicles, as shown and described.

DESCRIPTION

FIG. 1 is a perspective view of a floor mat for vehicles showing my new design;
FIG. 2 is a front elevational view thereof;
FIG. 3 is a rear elevational view thereof;
FIG. 4 is a left side elevational view thereof;
FIG. 5 is a right side elevational view thereof;
FIG. 6 is a top plan view thereof; and,
FIG. 7 is a bottom plan view thereof.

1 Claim, 5 Drawing Sheets



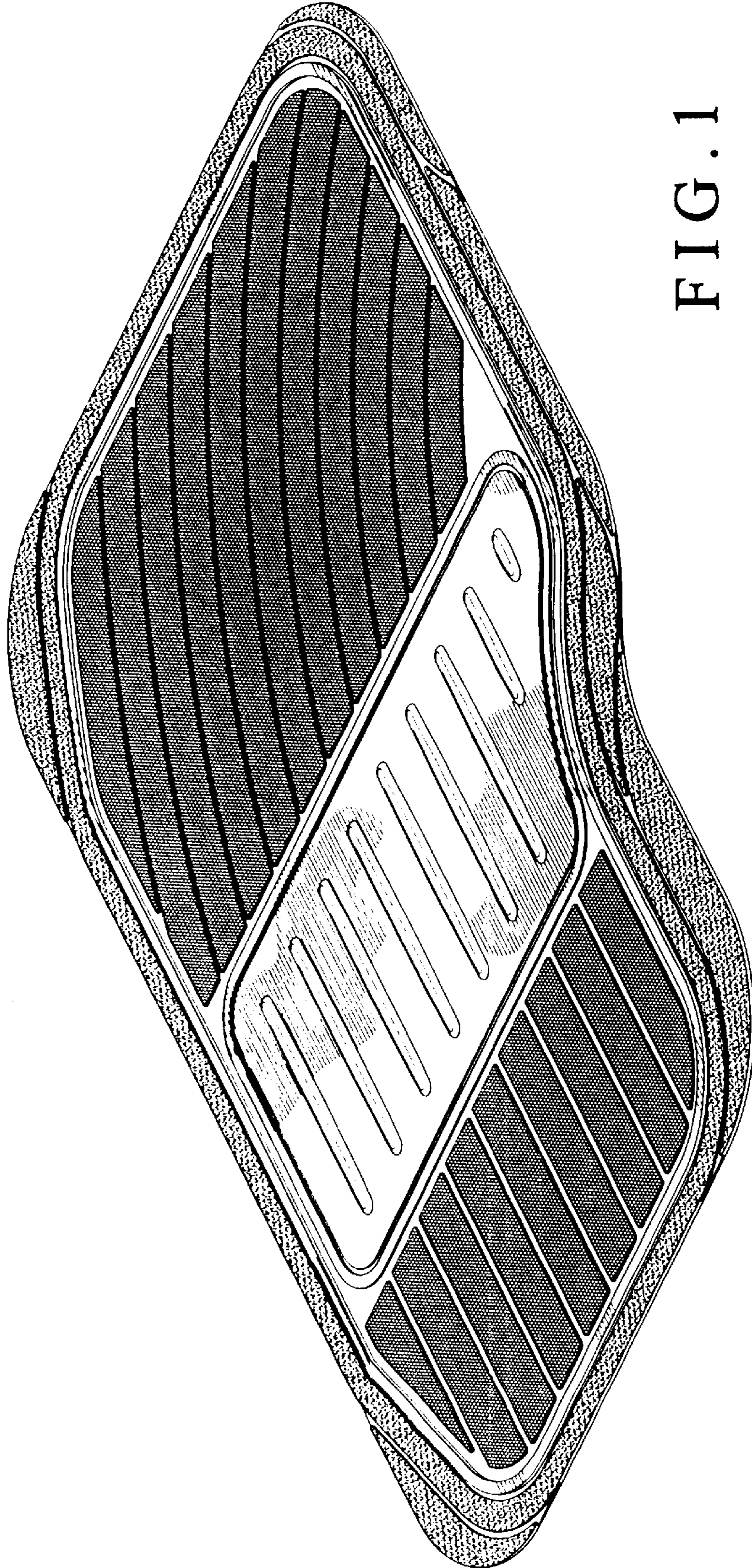


FIG. 1



FIG. 2



FIG. 3



FIG. 4



FIG. 5

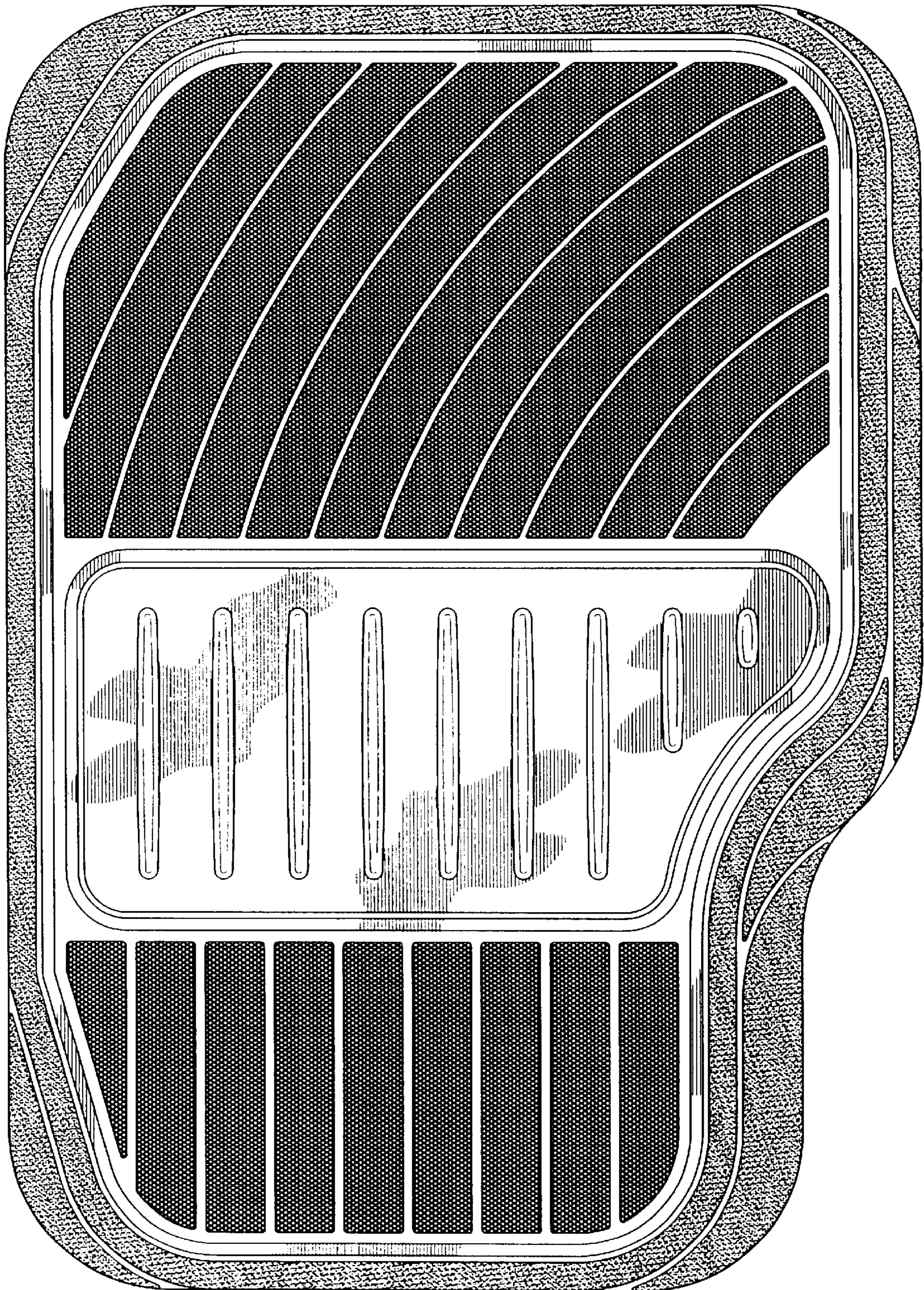


FIG. 6

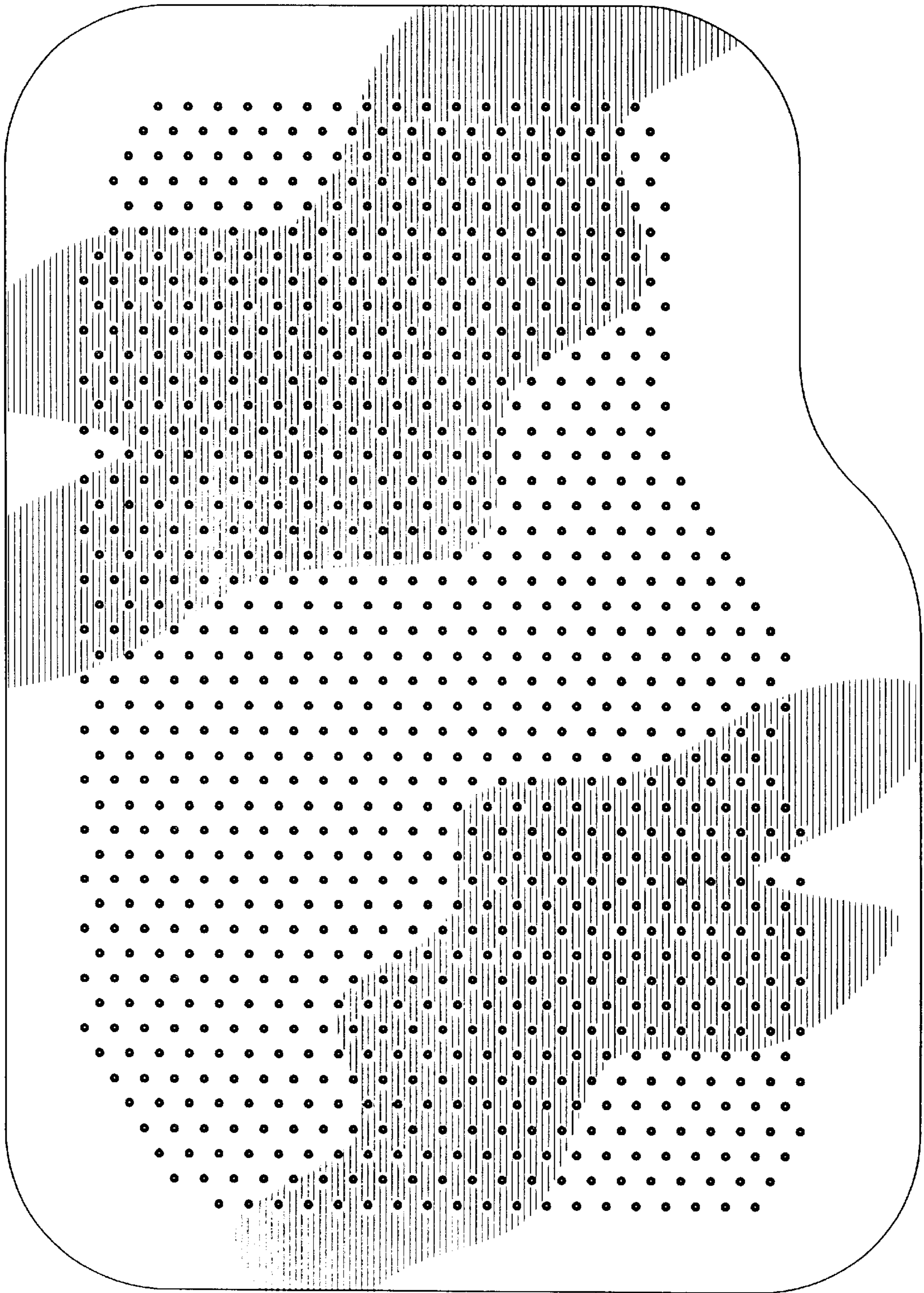


FIG. 7