



US00D468241S

(12) **United States Design Patent**
Murkett

(10) **Patent No.:** **US D468,241 S**

(45) **Date of Patent:** **** Jan. 7, 2003**

(54) **SURFACE CONFIGURATION OF A FRONT BUMPER FOR A VEHICLE**

D452,668 S * 1/2002 Yokomaku D12/169

* cited by examiner

(75) **Inventor:** **Stephen Murkett**, Gerlingen (DE)

Primary Examiner—Melody N. Brown

(73) **Assignee:** **Dr. Ing. h.c.F. Porsche AG**, Stuttgart (DE)

(74) *Attorney, Agent, or Firm*—Crowell & Moring LLP

(**) **Term:** **14 Years**

(57) **CLAIM**

The ornamental design for a surface configuration of a front bumper for a vehicle, as shown and described.

(21) **Appl. No.:** **29/151,807**

DESCRIPTION

(22) **Filed:** **Dec. 12, 2001**

(30) **Foreign Application Priority Data**

Jun. 12, 2001 (DE) 401 05 162
Jun. 12, 2001 (DE) 401 05 161

This application is related to the following co-pending applications, of the inventor, filed on even date herewith: Application Ser. No. 29/151,801, entitled "Surface Configuration of a Vehicle and Toy"; Application Ser. No. 29/151,819, entitled "Surface Configuration of a Front Bumper for a Vehicle"; Application Ser. No. 29/151,815, entitled "Surface Configuration of a Front End of a Vehicle"; and, Application Ser. No. 29/151,824, entitled "Surface Configuration of a Front End of a Vehicle".

(51) **LOC (7) Cl.** **12-16**

(52) **U.S. Cl.** **D12/169**

(58) **Field of Search** D12/169, 196, D12/90-92; 293/113, 115, 120; 296/180.1, 180.2

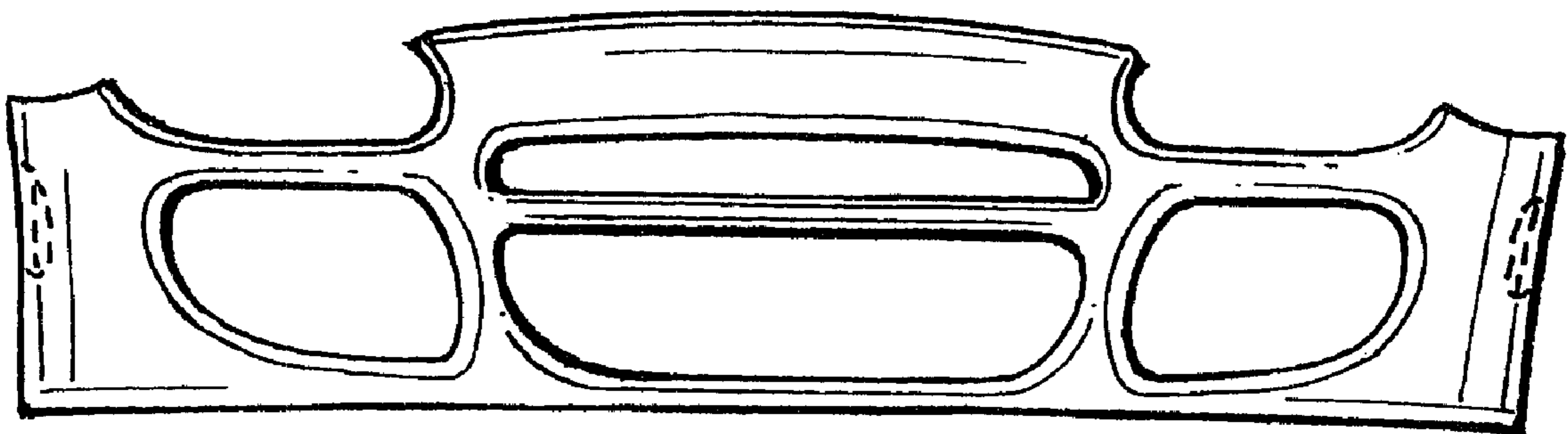
FIG. 1 is a front view of a surface configuration of a front bumper for a vehicle according to my novel design; and, FIG. 2 is a perspective view of the surface configuration of a front bumper for a vehicle according to my novel design.

(56) **References Cited**

U.S. PATENT DOCUMENTS

D419,932 S * 2/2000 Horbury et al. D12/169
D448,710 S * 10/2001 Apana et al. D12/196

1 Claim, 1 Drawing Sheet



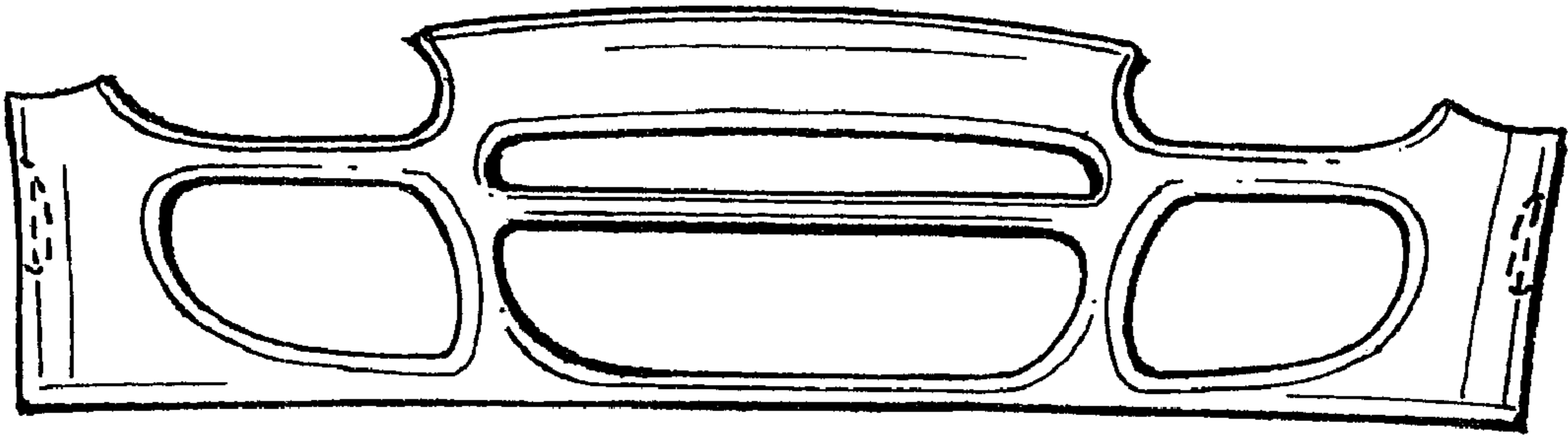


FIG. 1

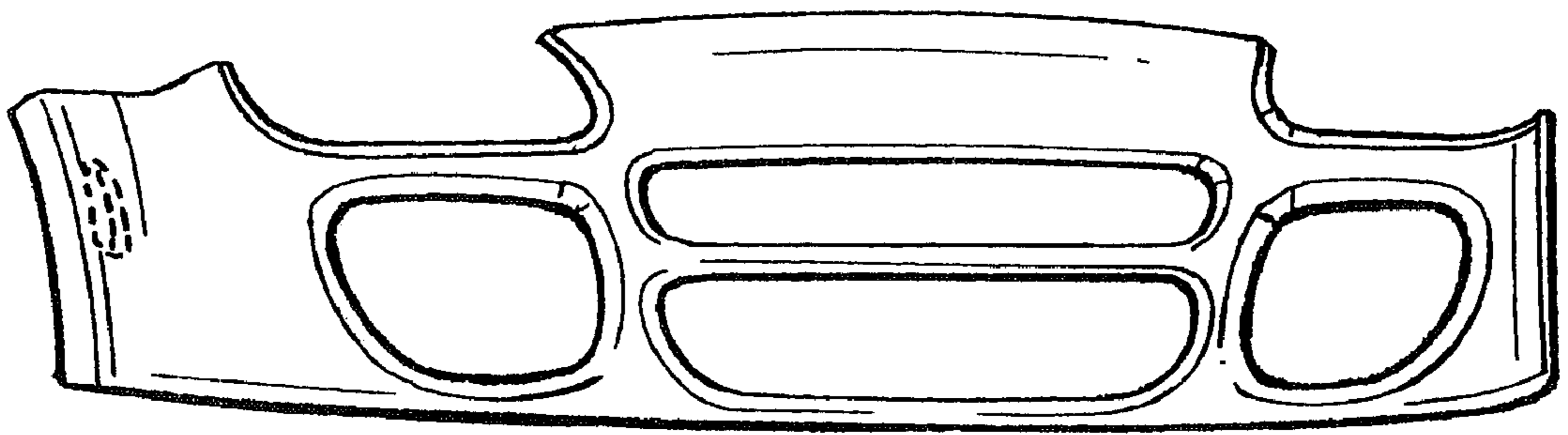


FIG. 2