



US00D468238S

(12) **United States Design Patent**
Bhambra et al.

(10) **Patent No.:** **US D468,238 S**
(45) **Date of Patent:** **** Jan. 7, 2003**

(54) **SURFACE CONFIGURATION OF A VEHICLE BODY AND/OR TOY**

Primary Examiner—Melody N. Brown
(74) *Attorney, Agent, or Firm*—Crowell & Moring LLP

(75) **Inventors:** **Randjit Bhambra,**
Tiefenbronn-Mühlhausen (DE);
Wolfgang Möbius, Schwieberdingen
(DE)

(57) **CLAIM**

The ornamental design for a surface configuration of a vehicle body and/or toy, as shown and described.

(73) **Assignee:** **Dr. Ing. h.c.F. Porsche**
Aktiengesellschaft, Stuttgart (DE)

DESCRIPTION

(**) **Term:** **14 Years**

FIG. 1 is a right side view of a surface configuration of a vehicle body and/or toy according to our novel design, the left side view being mirror symmetrical;

(21) **Appl. No.:** **29/154,915**

FIG. 2 is a front, right perspective view of the surface configuration of a vehicle body and/or toy according to our novel design;

(22) **Filed:** **Feb. 4, 2002**

(30) **Foreign Application Priority Data**

FIG. 3 is a front, left perspective view of the surface configuration of a vehicle body and/or toy according to our novel design;

Aug. 3, 2001 (DE) 401 06 853

(51) **LOC (7) Cl.** **12-08**

FIG. 4 is a rear, left perspective view of the surface configuration of a vehicle body and/or toy according to our novel design;

(52) **U.S. Cl.** **D12/92**

(58) **Field of Search** D12/90-92, 86;
296/185

FIG. 5 is a rear, right perspective view of the surface configuration of a vehicle body and/or toy according to our novel design; and,

(56) **References Cited**

U.S. PATENT DOCUMENTS


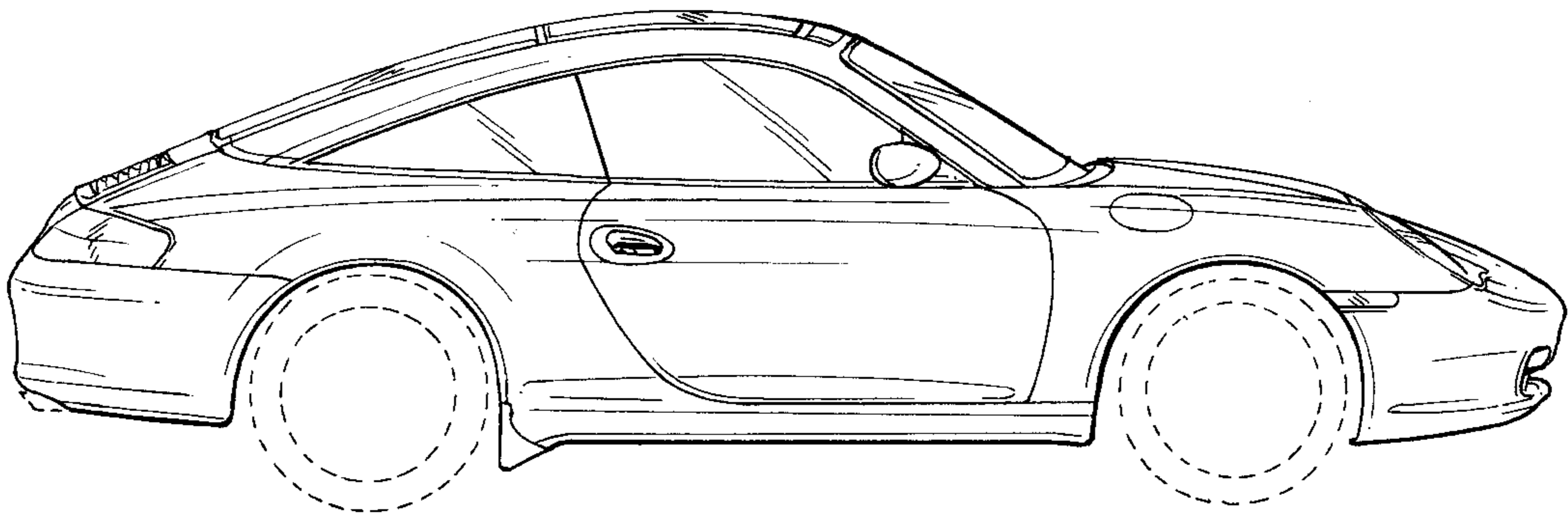
- D401,890 S * 12/1998 Larson D12/91
- D417,414 S * 12/1999 Mobius et al. D12/92
- D436,061 S * 1/2001 Mobius et al. D12/92
- D438,145 S * 2/2001 Hatter D12/92

FIG. 6 is a top view of the surface configuration of a vehicle body and/or toy according to our novel design.

The broken lines included in the drawings depict environment and are not part of the claimed design.

* cited by examiner

1 Claim, 4 Drawing Sheets



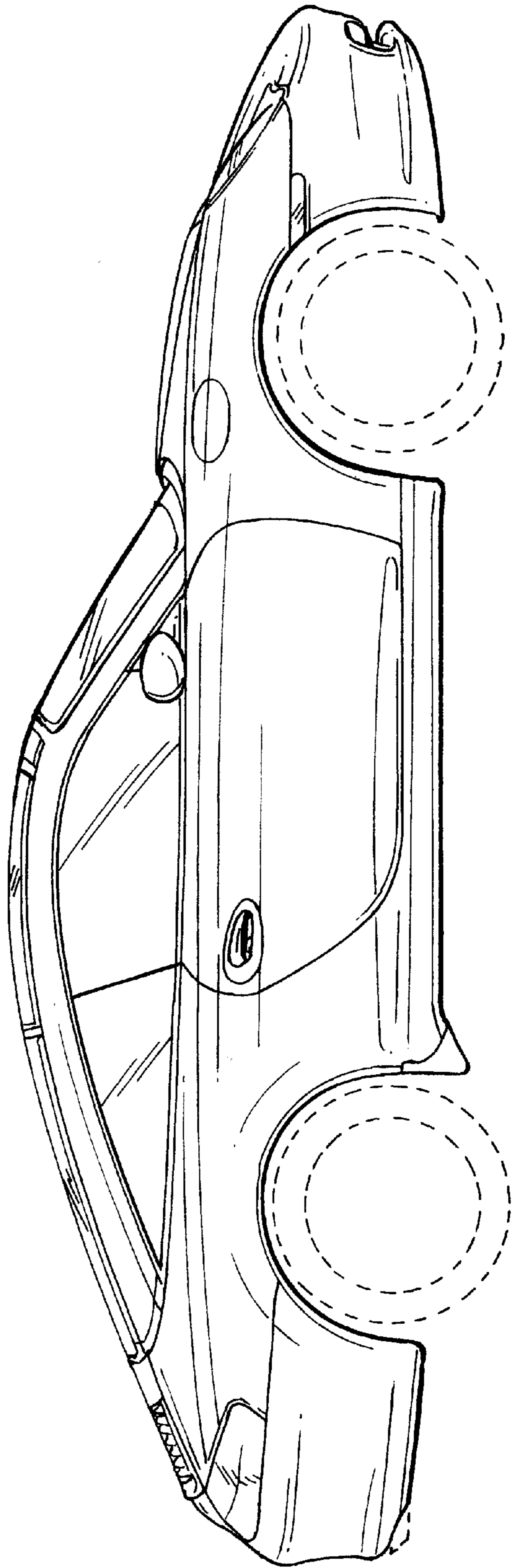


FIG. 1




FIG. 2




FIG. 3

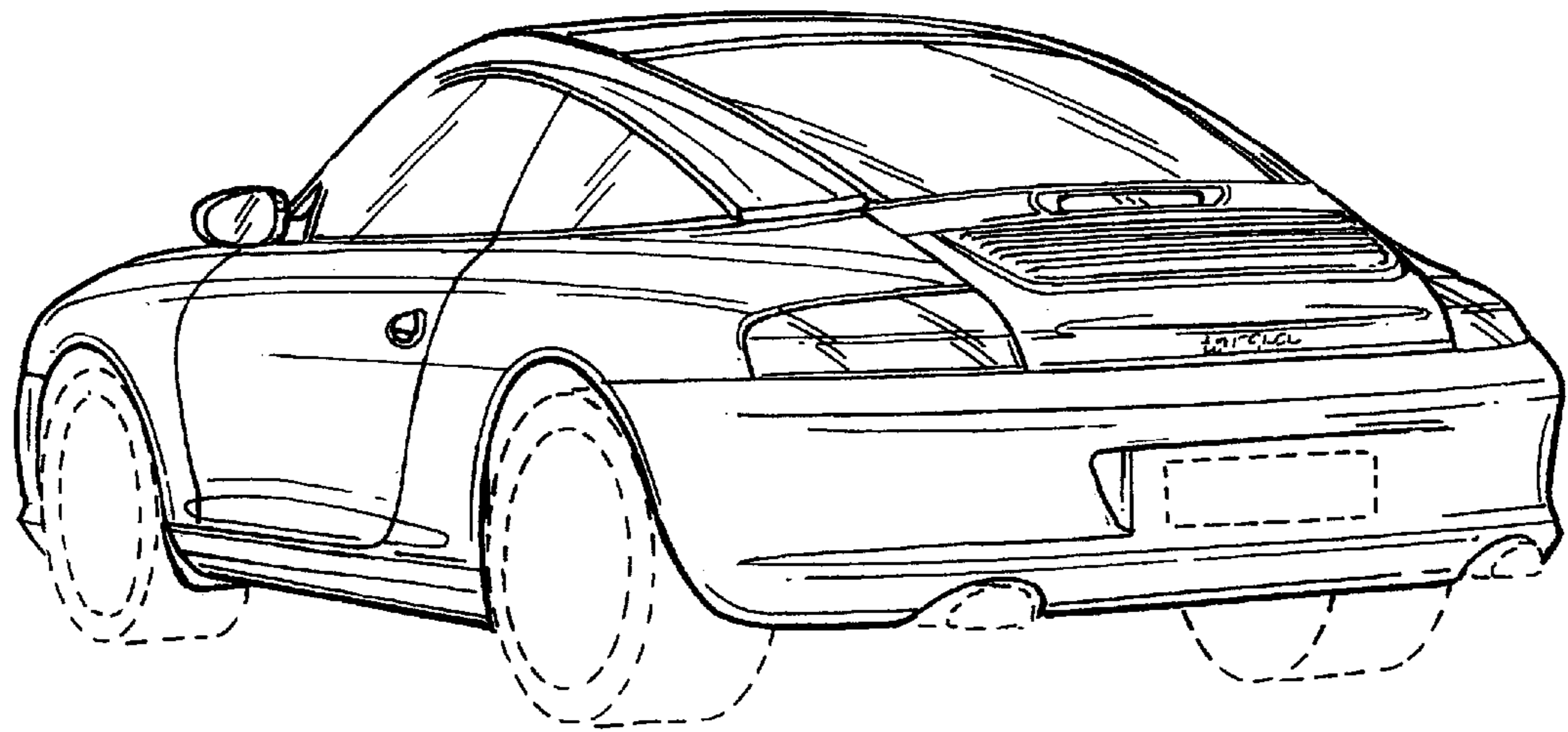


FIG. 4




FIG. 5

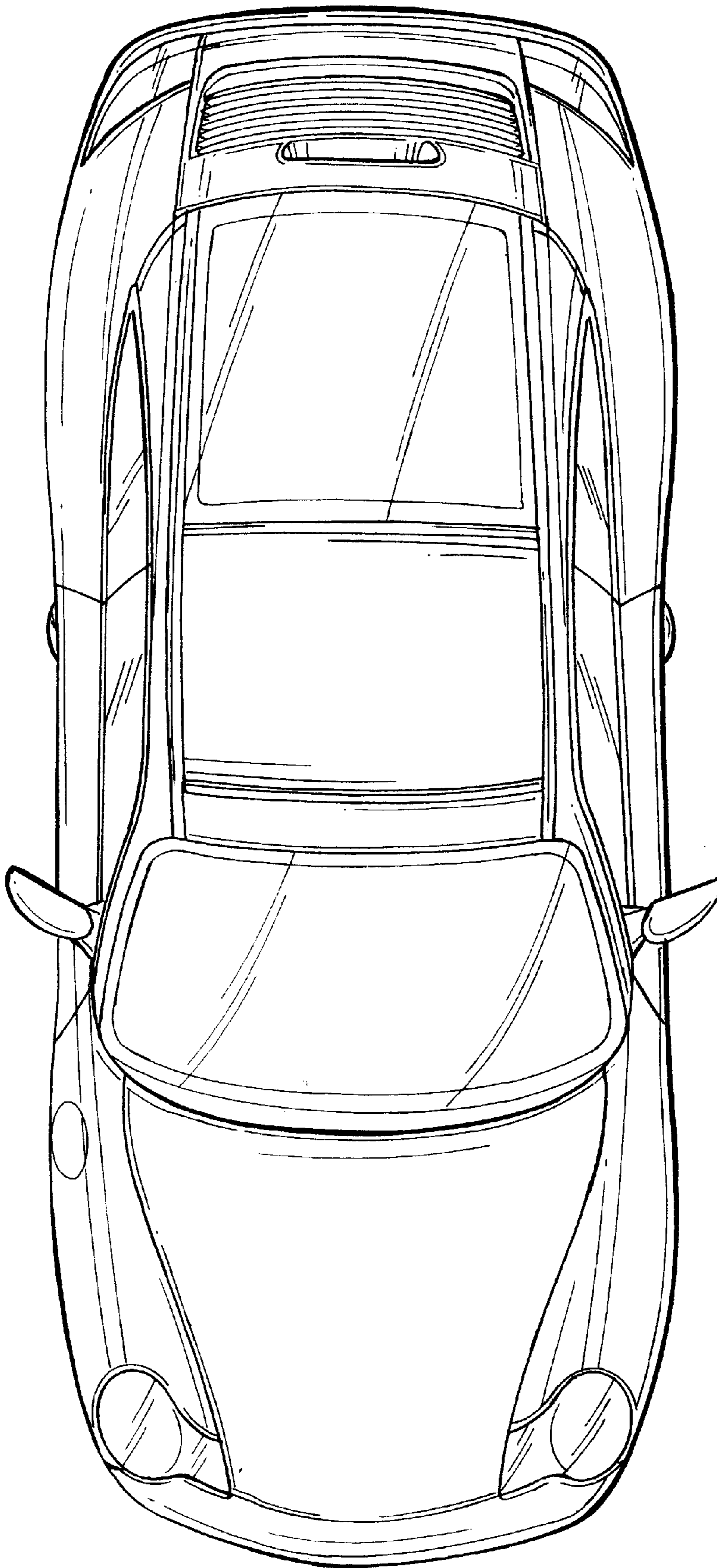


FIG. 6