



US00D468227S

(12) **United States Design Patent**
Takemoto et al.

(10) **Patent No.:** **US D468,227 S**

(45) **Date of Patent:** **** Jan. 7, 2003**

(54) **DECORATIVE BRAID**

(75) Inventors: **Izumi Takemoto**, Shinagawa-Ku (JP);
Yoko Kobayashi, Minato-Ku (JP);
Tsumugi Fujita, Kawasaki (JP); **Kanna Usuda**, Setagaya-Ku (JP)

(73) Assignee: **Nugget, Co., Ltd.**, Tokyo (JP)

(**) Term: **14 Years**

(21) Appl. No.: **29/137,158**

(22) Filed: **Feb. 15, 2001**

(30) **Foreign Application Priority Data**

Aug. 25, 2000 (JP) 2000-027753

(51) **LOC (7) Cl.** **11-01**

(52) **U.S. Cl.** **D11/20**

(58) **Field of Search** D11/1-29, 93,
D11/94; 63/1.1-2, 12-14.3, 15-15.8; D10/32

(56) **References Cited**

U.S. PATENT DOCUMENTS

D89,801 S	*	5/1933	Speidel	D11/20
D152,491 S	*	1/1949	Ostier	D10/32
D208,323 S	*	1/1967	Mariani	D11/20
D341,548 S	*	11/1993	Pavlik	D11/4

* cited by examiner

Primary Examiner—Ralf Seifert

(74) *Attorney, Agent, or Firm*—Jacobson Holman, PLLC

(57) **CLAIM**

The ornamental design for a decorative braid, as shown.

DESCRIPTION

FIG. 1 is a front view of the decorative braid of the subject matter;

FIG. 2 is a rear view of the decorative braid;

FIG. 3 is a plan view of the decorative braid;

FIG. 4 is a bottom view of the decorative braid;

FIG. 5 is a left side view of the decorative braid;

FIG. 6 is a right side view of the decorative braid;

FIG. 7 is a front, left, upper perspective view of the decorative braid;

FIG. 8 is a partially enlarged view of a front portion of FIG. 7;

FIG. 9 is a front view of the decorative braid of which a left portion is screened;

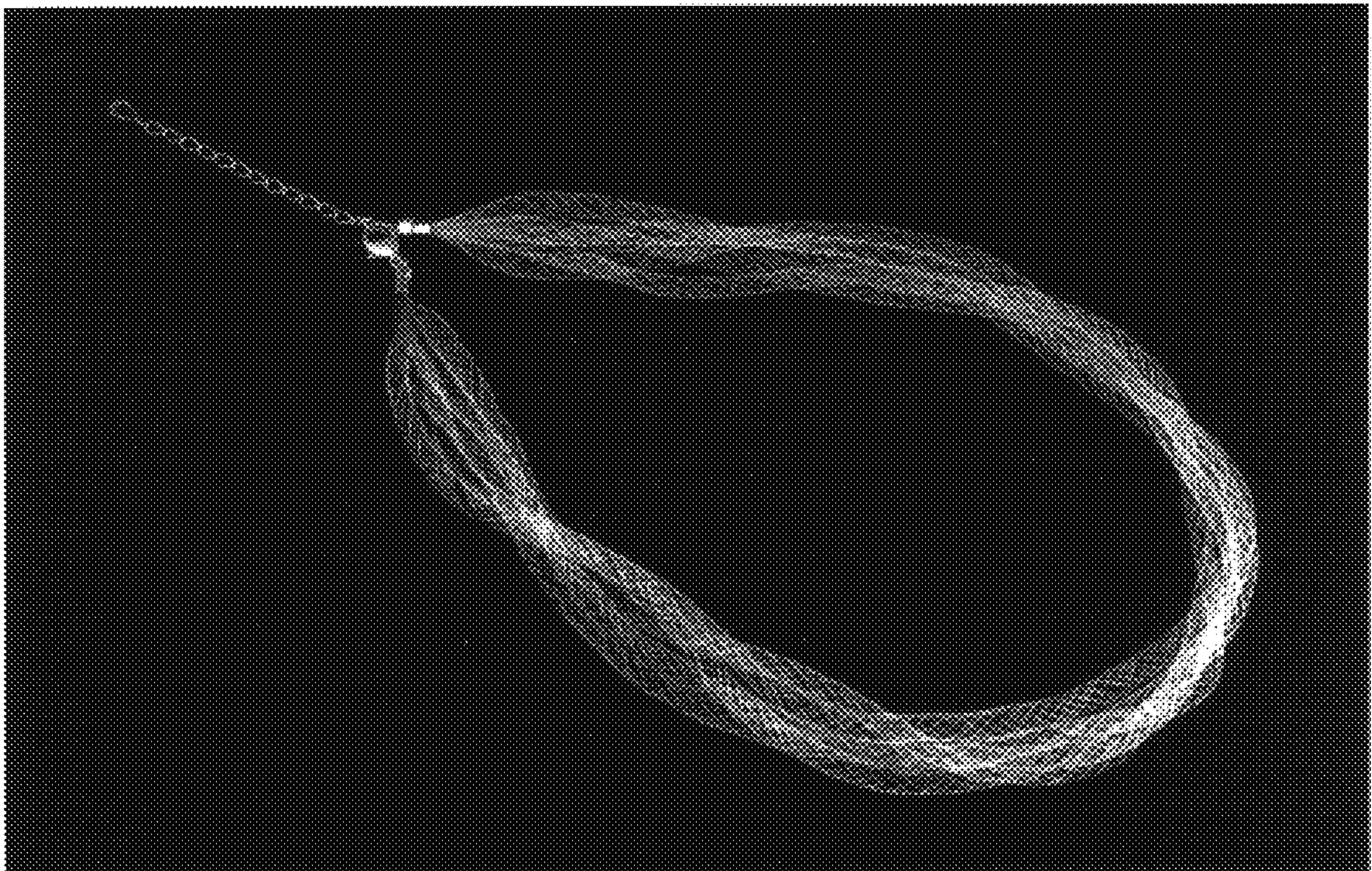
FIG. 10 is a partial enlarged rear view of a front portion of FIG. 9;

FIG. 11 is a partial enlarged plan view of a front portion of FIG. 9;

FIG. 12 is a partial enlarged bottom view of a front portion of FIG. 9; and,

FIG. 13 is a perspective view of the article using the decorative braid.

1 Claim, 5 Drawing Sheets






FIG. 1




FIG. 2




FIG. 3




FIG. 4

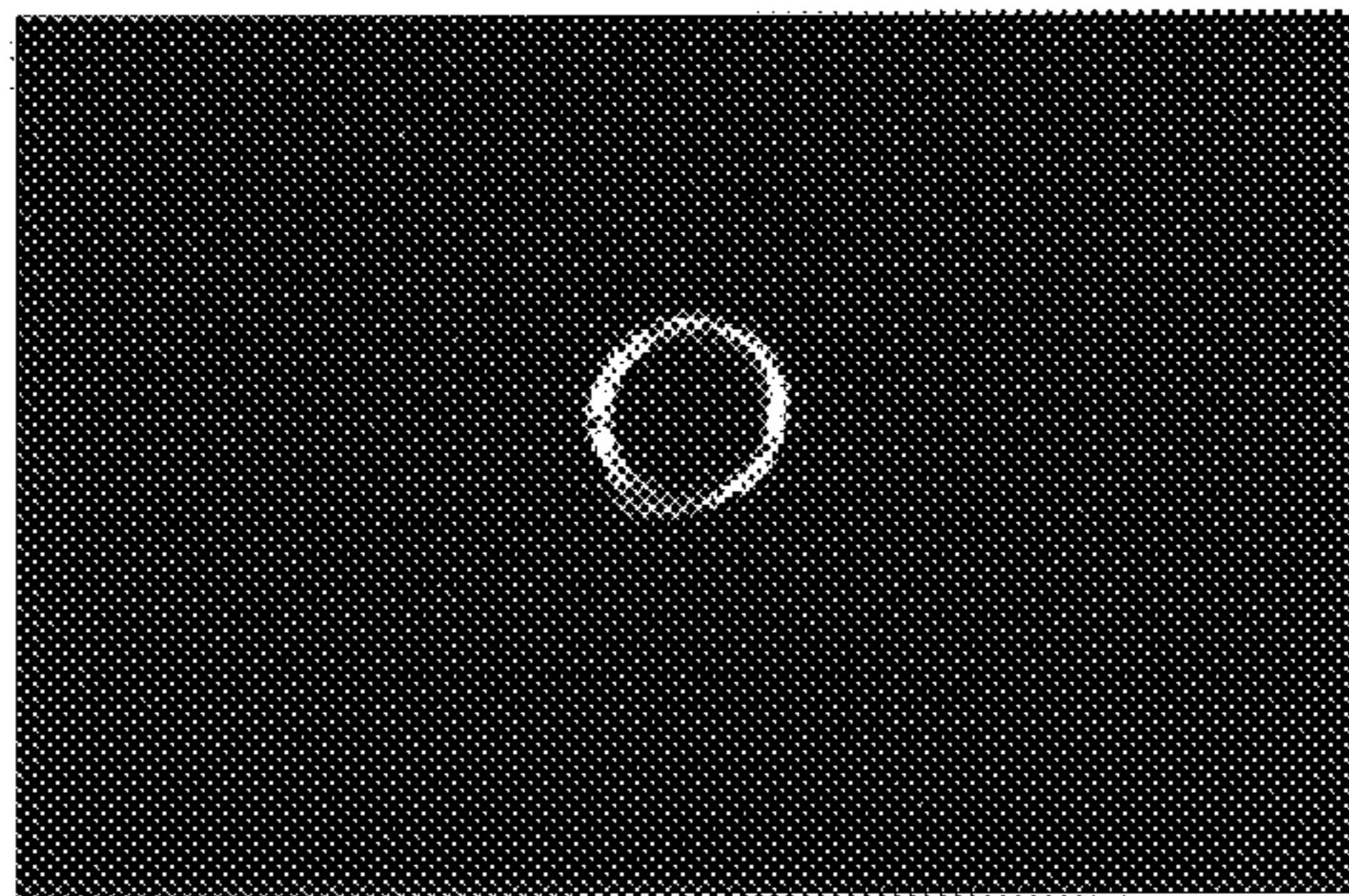


FIG. 5




FIG. 6




FIG. 7

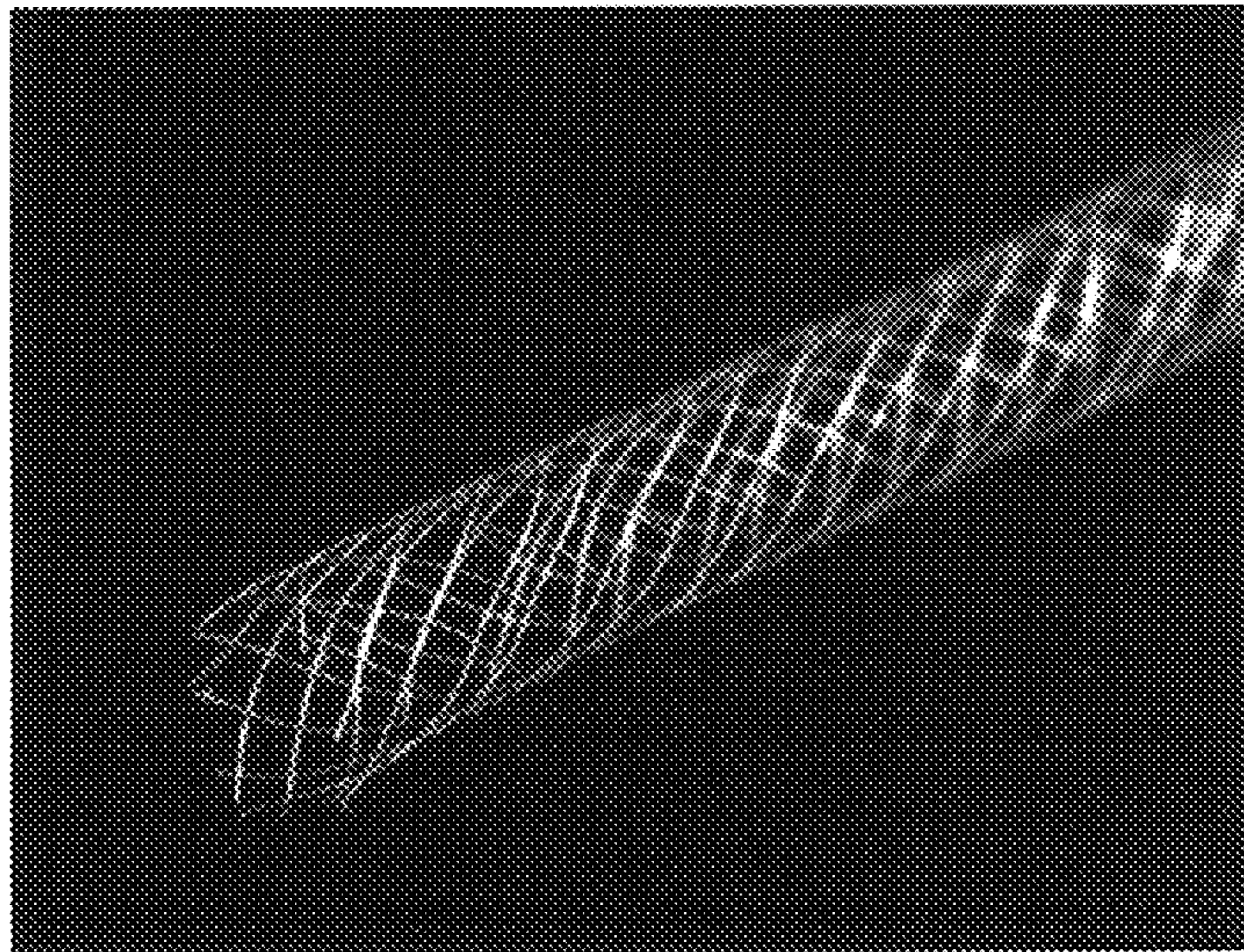


FIG. 8




FIG. 9




FIG. 10




FIG. 11




FIG. 12



FIG. 13