



US00D468214S

(12) **United States Design Patent**  
**Kuzma et al.**

(10) **Patent No.:** **US D468,214 S**

(45) **Date of Patent:** **\*\* Jan. 7, 2003**

(54) **BOTTLE**

(75) Inventors: **Gene J. Kuzma**, Columbus, OH (US);  
**Douglas W. Weaver**, Columbus, OH  
(US); **Dorothy M. Ng**, Columbus, OH  
(US)

(73) Assignee: **C. K. Packaging, Inc.**, Plain City, OH  
(US)

(\*\*) Term: **14 Years**

(21) Appl. No.: **29/144,535**

(22) Filed: **Jul. 5, 2001**

(51) **LOC (7) Cl.** ..... **09-01**

(52) **U.S. Cl.** ..... **D9/558**

(58) **Field of Search** ..... D3/202; D6/542;  
D7/306; D9/338, 500, 502-504, 516, 521-523,  
525-531, 537-540, 541-546, 549, 551,  
556-558, 569, 570, 574-575; D24/121,  
224; D32/25, 30, 45, 10; 215/382-384,  
396, 398, 400

(56) **References Cited**

**U.S. PATENT DOCUMENTS**

D208,825 S	*	10/1967	Hutton	.....	D9/300
D211,933 S	*	8/1968	Horne	.....	D9/515
D213,355 S	*	2/1969	Kneapler	.....	D9/558
D312,779 S	*	12/1990	Taconelli	.....	D9/558
D332,739 S	*	1/1993	Petschek	.....	D9/300

D336,237 S	*	6/1993	Rossi	.....	D9/300
D346,964 S	*	5/1994	Green	.....	D9/574
D357,418 S	*	4/1995	Lonczak et al.	.....	D9/558
D360,831 S	*	8/1995	Boisset	.....	D9/529
D369,557 S	*	5/1996	Hiro et al.	.....	D9/558
D376,310 S	*	12/1996	Crawford	.....	D9/300
D378,665 S	*	4/1997	Fenton et al.	.....	D9/558
D382,209 S	*	8/1997	Fenton et al.	.....	D9/558
D386,090 S	*	11/1997	Giovellina	.....	D9/544
D393,804 S	*	4/1998	Gavin	.....	D9/558
D437,559 S	*	2/2001	Fenton et al.	.....	D9/558
D444,389 S	*	7/2001	Bakic	.....	D9/539
D449,229 S	*	10/2001	Mohary et al.	.....	D9/549

\* cited by examiner

*Primary Examiner*—Ted Shooman

*Assistant Examiner*—Carol Rademaker

(74) *Attorney, Agent, or Firm*—John L. Gray

(57) **CLAIM**

The ornamental design for a bottle, as shown and described.

**DESCRIPTION**


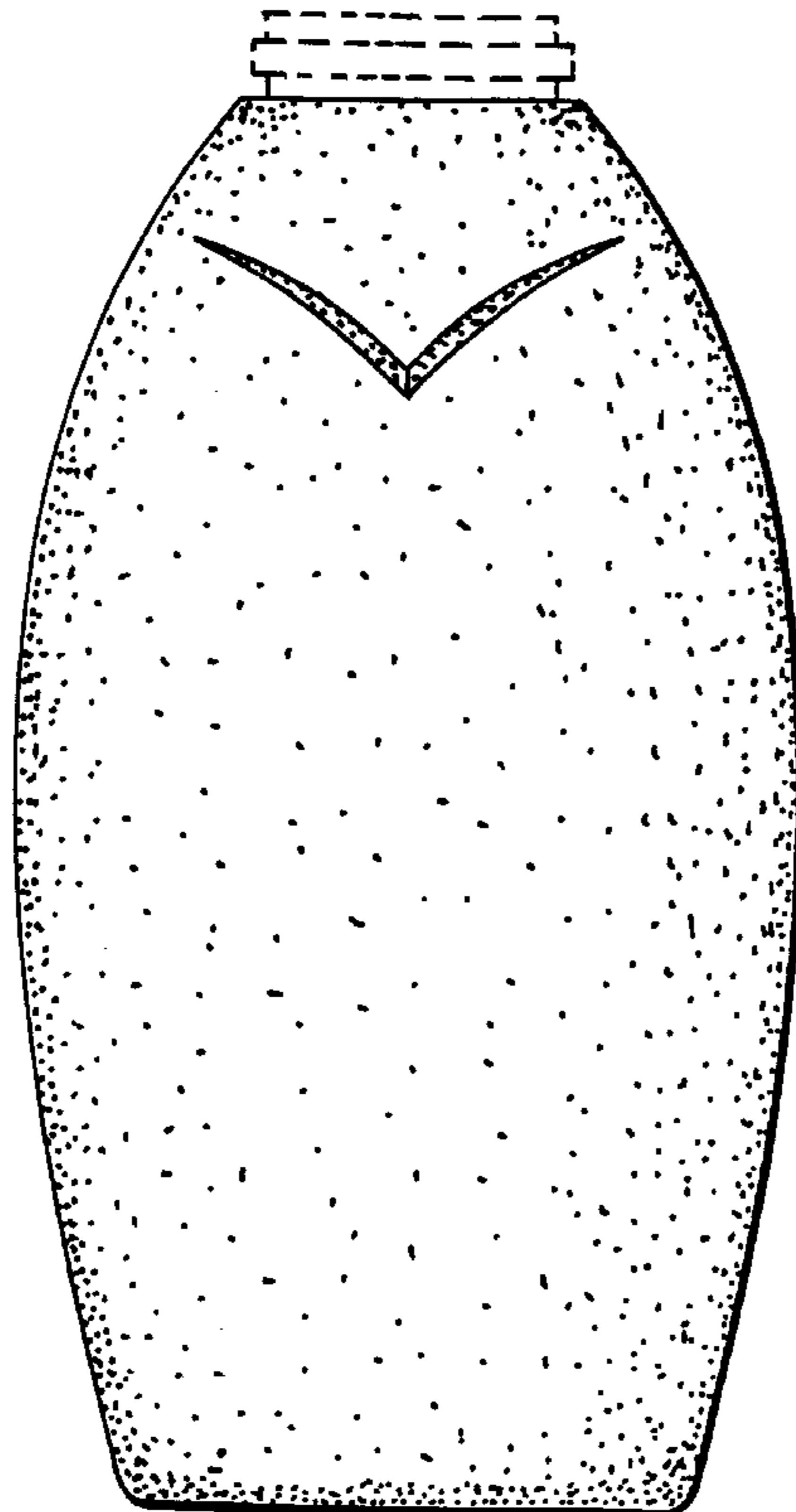
FIG. 1 is a front elevation, the rear elevation being the same; FIG. 2 is a right side elevation thereof, the left side elevation being the same;

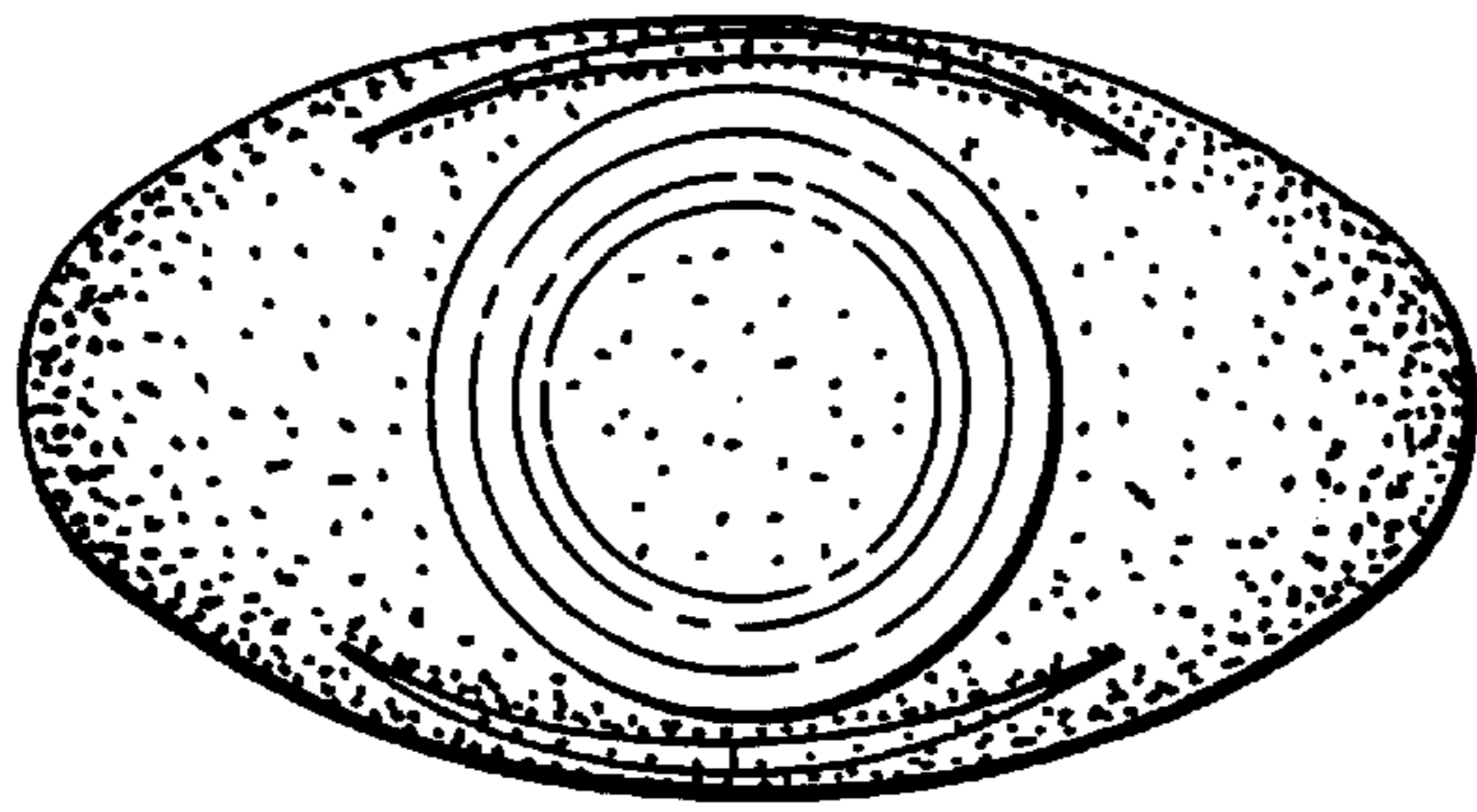
FIG. 3 is a top plan view; and,

FIG. 4 is a bottom plan view.

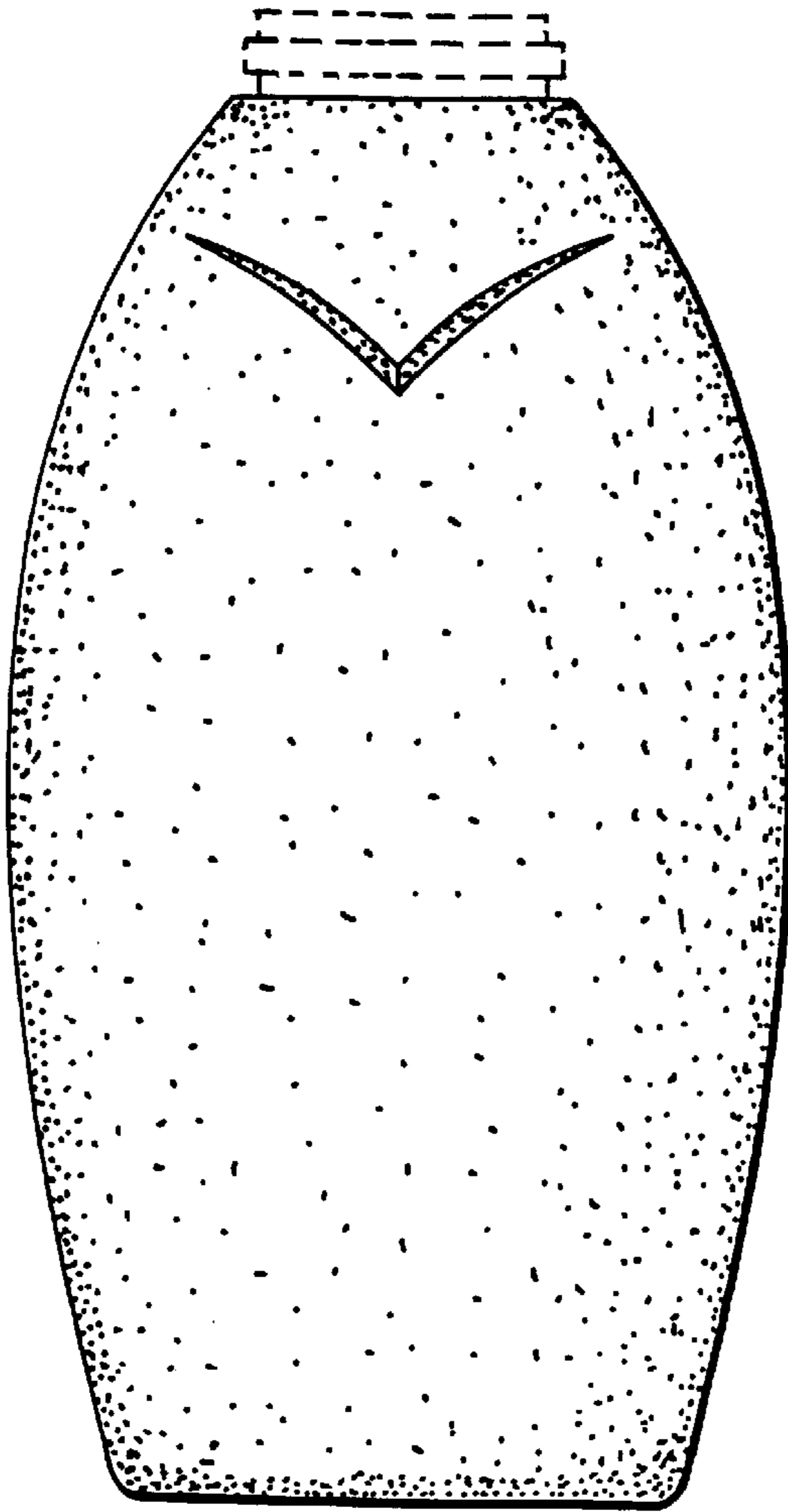
The broken line environmental showing is for illustrative purposes only and does not form part of the claimed design.

**1 Claim, 1 Drawing Sheet**

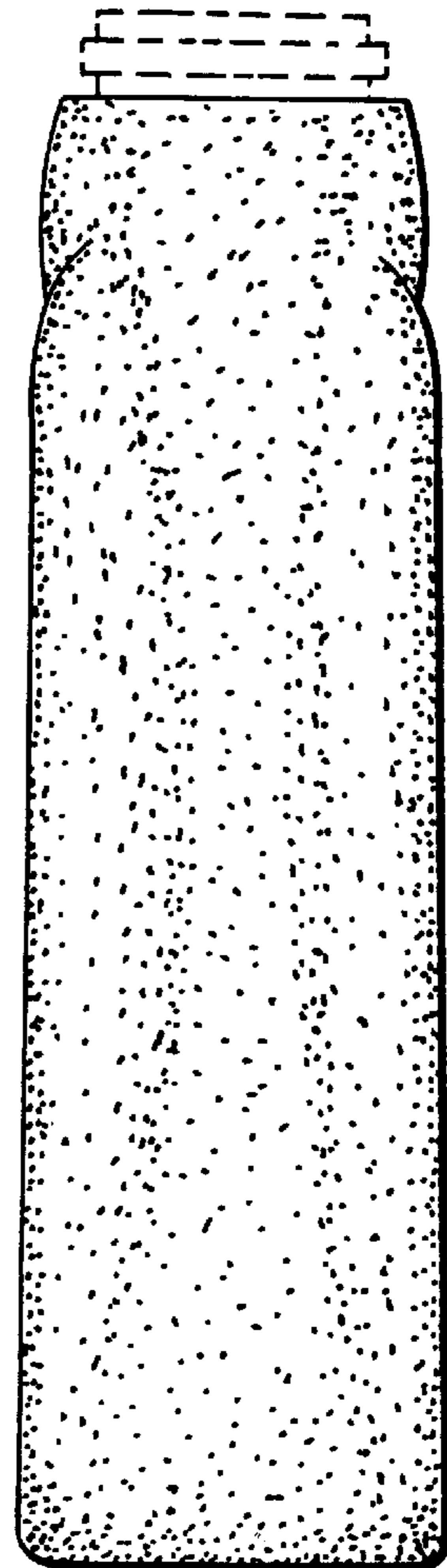




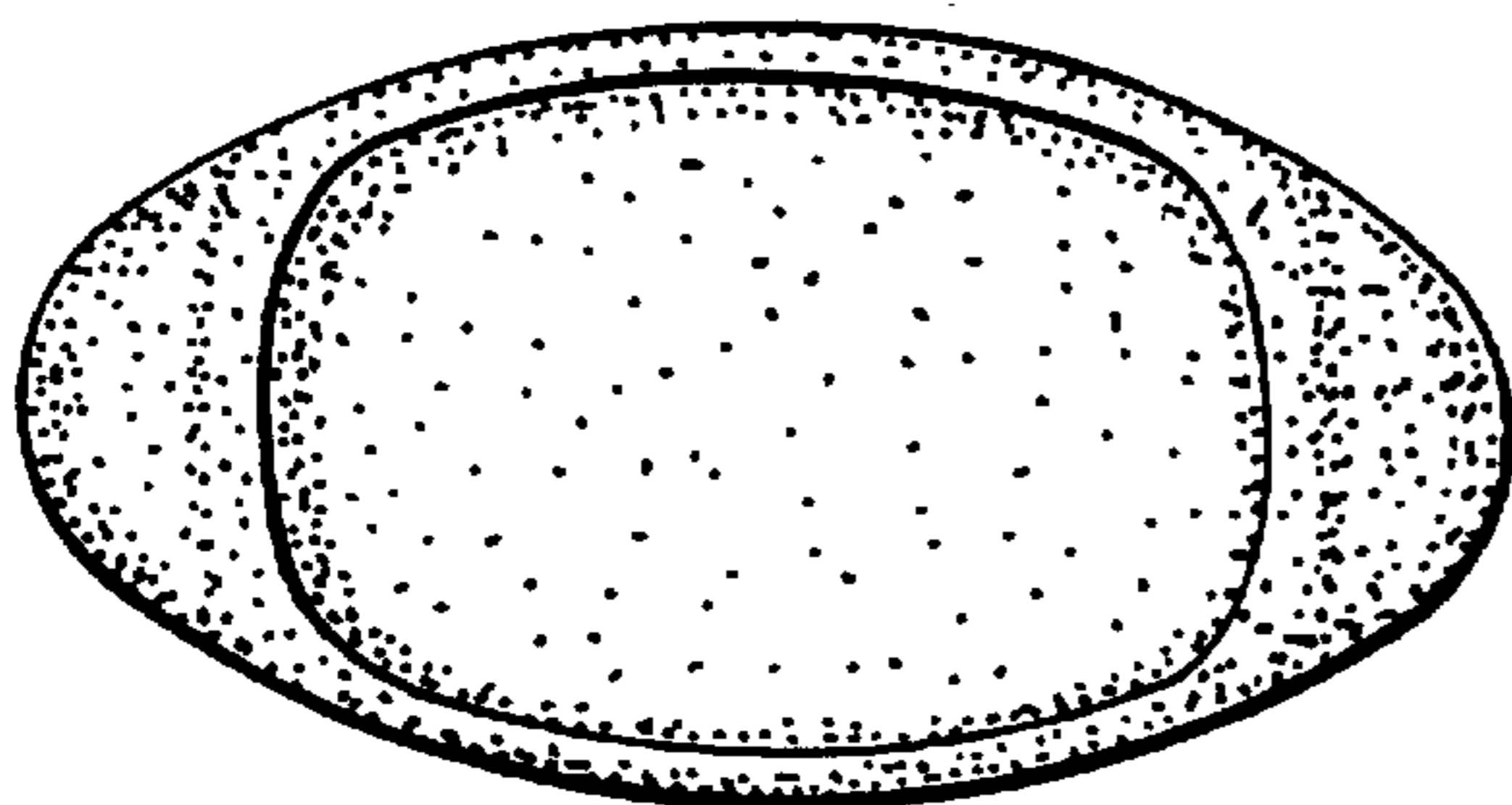
*Fig. 3*



*Fig. 1*



*Fig. 2*



*Fig. 4*