



US00D468210S

(12) **United States Design Patent**
Joubert

(10) **Patent No.:** **US D468,210 S**

(45) **Date of Patent:** **** Jan. 7, 2003**

(54) **BOTTLE WITH CAP**

(75) Inventor: **Helen Joubert**, London (GB)

(73) Assignee: **Industria E Comercio De Cosméticos Natura Ltda.**, Cajamar (BR)

(**) Term: **14 Years**

(21) Appl. No.: **29/143,439**

(22) Filed: **Jun. 13, 2001**

(30) **Foreign Application Priority Data**

Dec. 13, 2000 (BR) D-I6003262

(51) **LOC (7) Cl.** **09-01**

(52) **U.S. Cl.** **D9/529; D9/561; D9/565**

(58) **Field of Search** D3/203, 205, 273, D3/901; D6/524, 512; D9/500, 503, 504, 513, 516, 519, 520, 529, 549, 558, 574, 575; D19/93-95; D28/73, 76, 82, 91.1; 215/381-385, 396, 398, 10, 6, 12.1-12.2

(56) **References Cited**

U.S. PATENT DOCUMENTS

D85,067 S * 9/1931 Sterrett D9/561
D189,372 S * 11/1960 Adell D9/561
D253,032 S * 10/1979 White D28/76
D332,053 S * 12/1992 Sabbia D9/549
D347,388 S * 5/1994 Crawford D9/529
D347,389 S * 5/1994 Crawford D9/529

D372,870 S * 8/1996 Westerhout D9/516
D387,278 S * 12/1997 Olivares et al. D9/541
5,866,419 A * 2/1999 Meder 215/382 X
D441,293 S * 5/2001 Togasawa D9/529
D449,524 S * 10/2001 Kieras D9/430
D450,889 S * 11/2001 Chang D28/76

* cited by examiner

Primary Examiner—Ted Shooman

Assistant Examiner—Carol Rademaker

(74) *Attorney, Agent, or Firm*—Alston & Bird LLP

(57) **CLAIM**

The ornamental design for a bottle with cap, substantially as shown and described.

DESCRIPTION

FIG. 1 is a perspective view of the bottle with cap of the present invention;

FIG. 2: a bottom figure of the bottle with cap flask illustrated in FIG. 1;

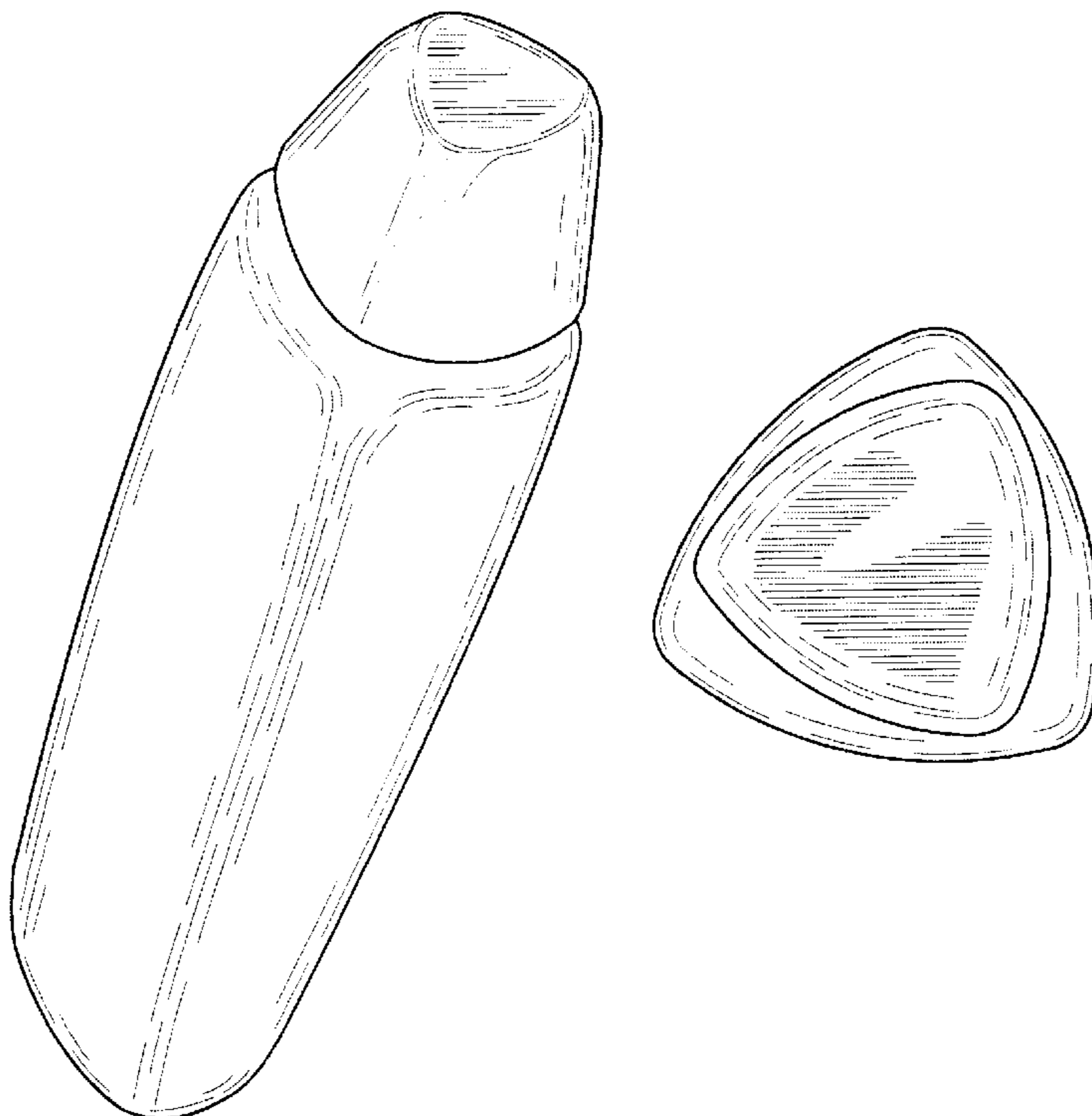
FIG. 3: a top view of the bottle with cap flask illustrated in FIGS. 1 and 2;

FIG. 4: a front view of the bottle with cap flask illustrated in FIGS. 1-3;

FIG. 5: a side view of the bottle with cap flask illustrated in FIGS. 1-4; and,

FIG. 6: a back view of the bottle with cap flask illustrated in FIGS. 1-5.

1 Claim, 2 Drawing Sheets



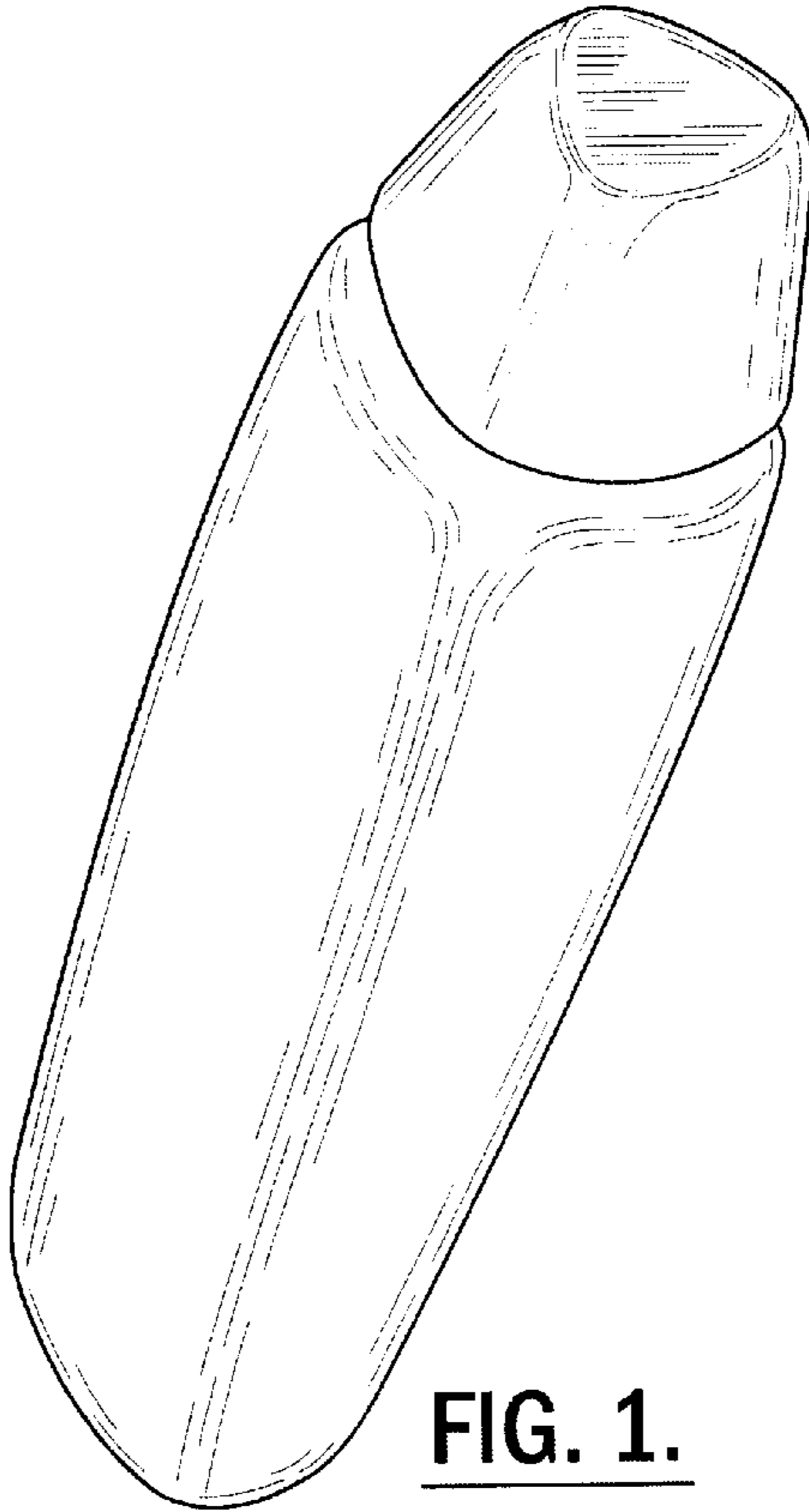


FIG. 1.

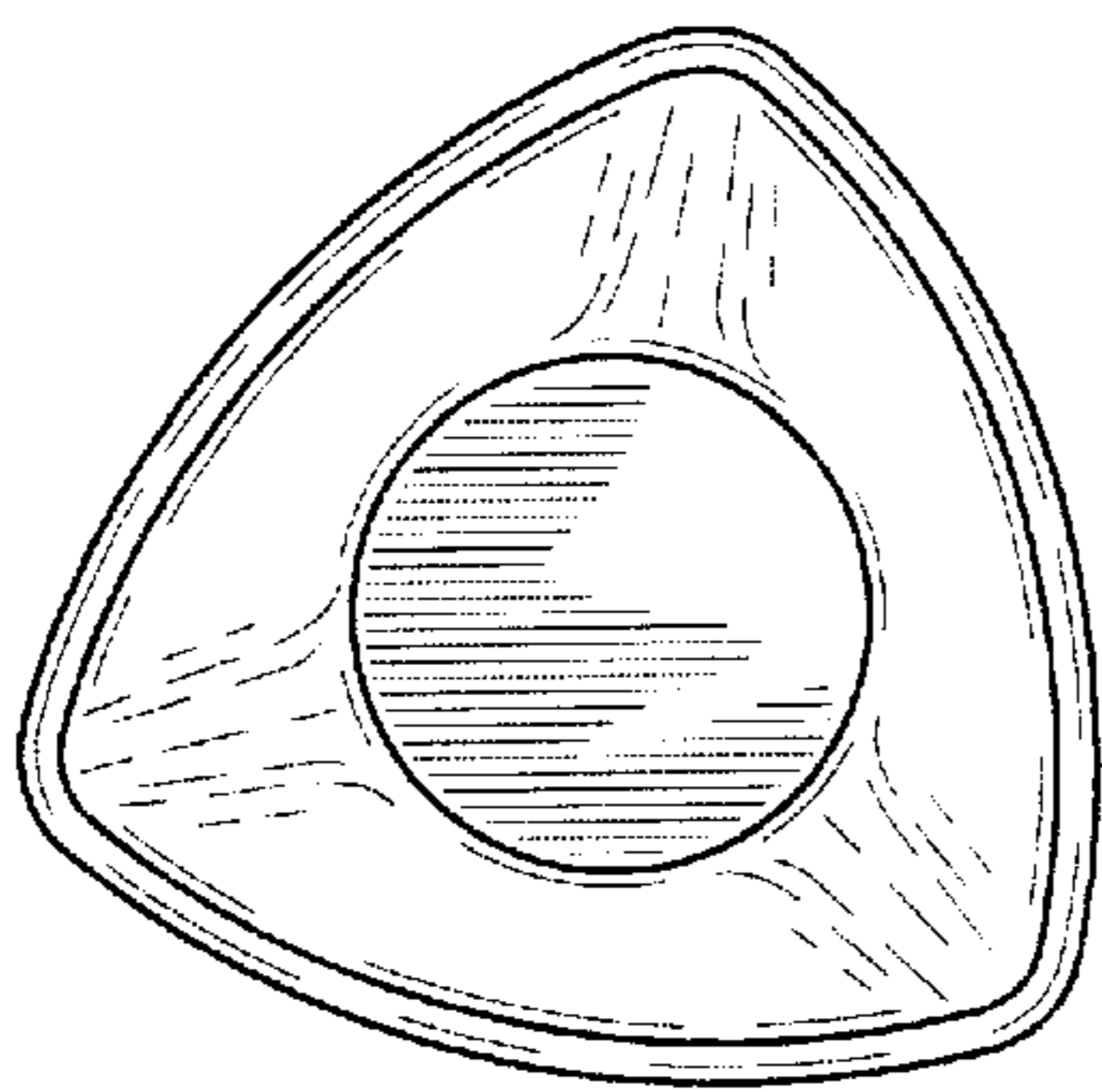


FIG. 2.

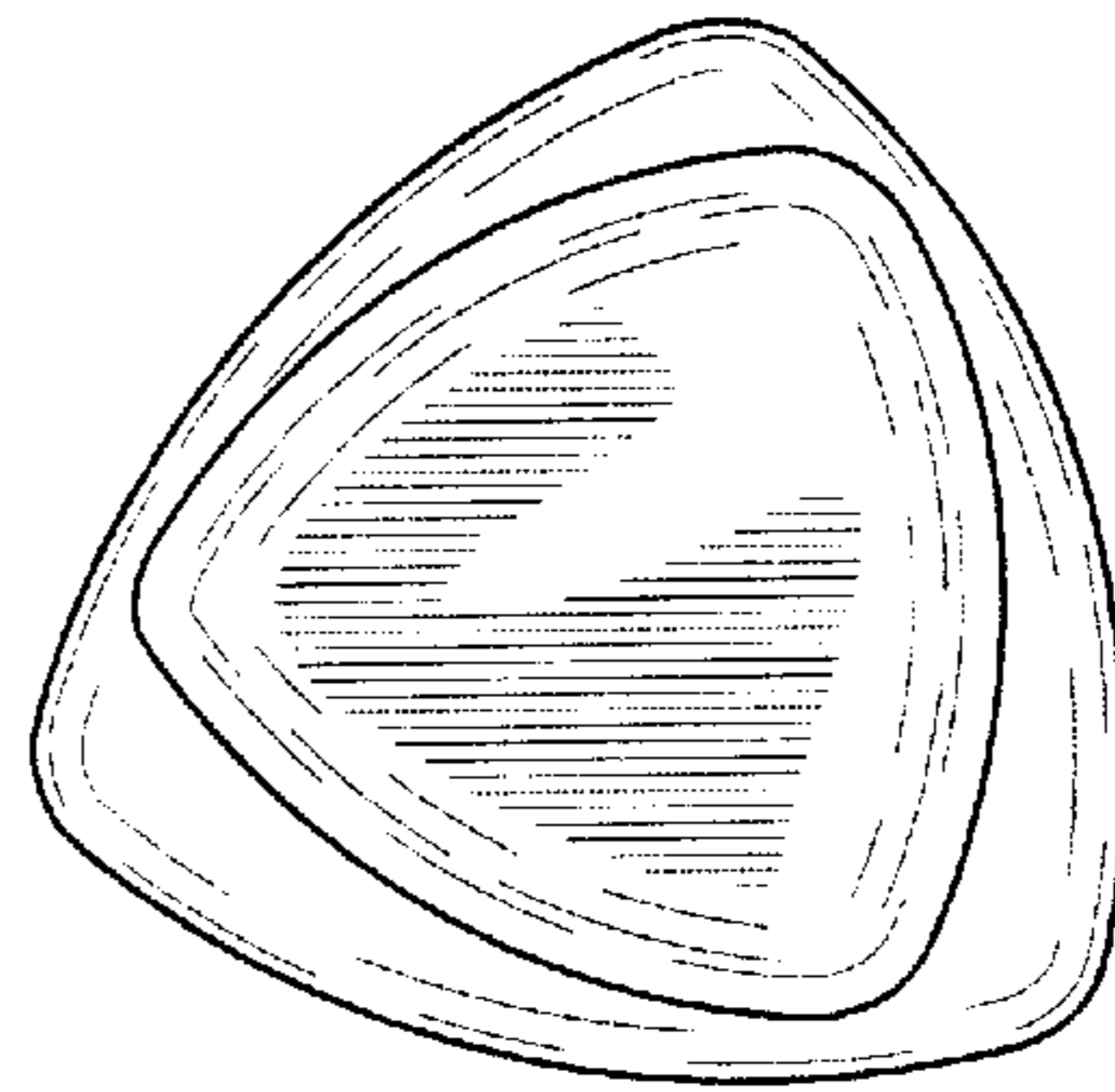


FIG. 3.

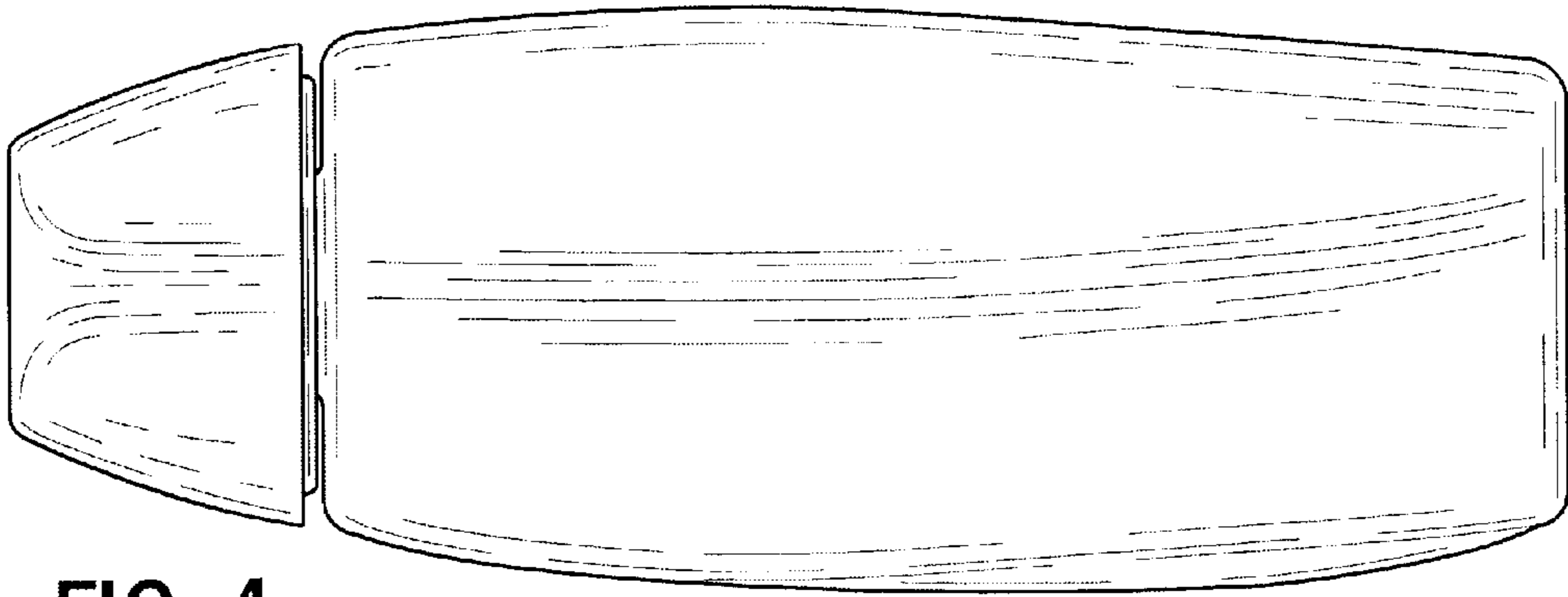


FIG. 4.

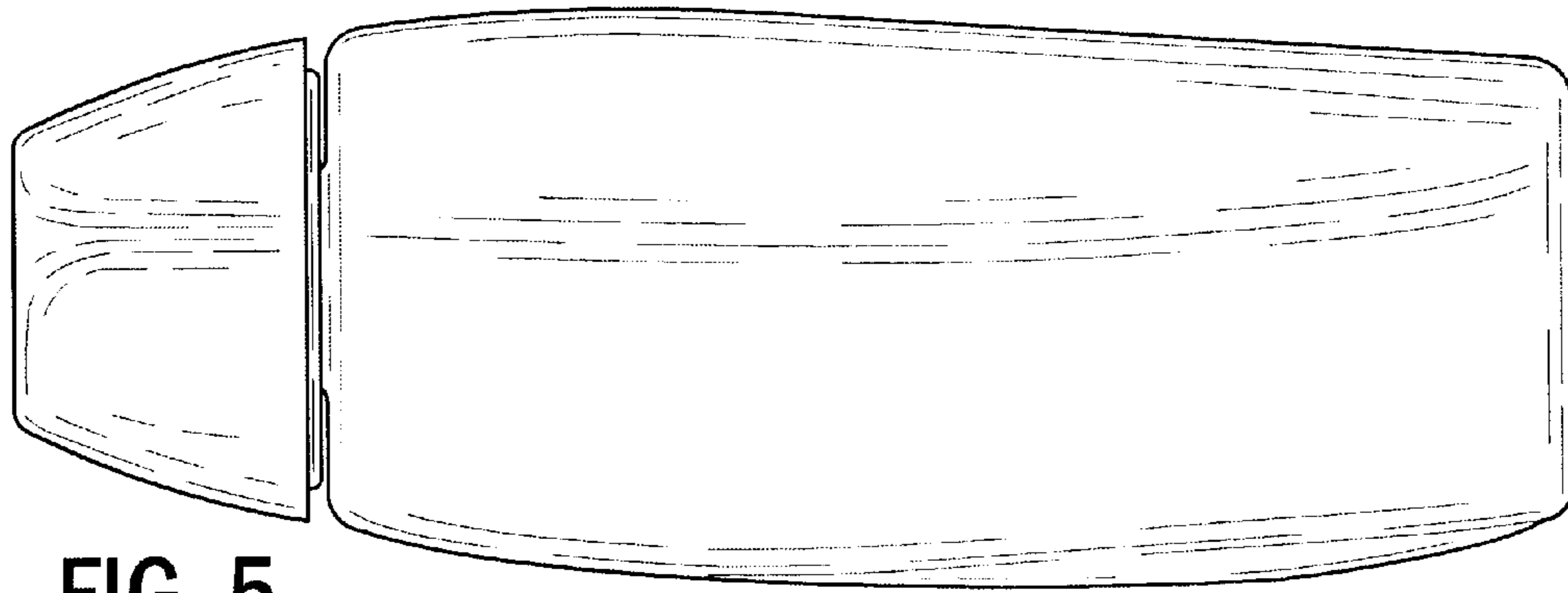


FIG. 5.




FIG. 6.