



US00D468193S

(12) **United States Design Patent**
Ohm et al.

(10) **Patent No.:** **US D468,193 S**

(45) **Date of Patent:** **** Jan. 7, 2003**

(54) **CLOTHES BAR**

(75) Inventors: **Patrick L. Ohm**, Mesa, AZ (US); **Rob Hansen**, Scottsdale, AZ (US); **Eric Proudfit**, Mesa, AZ (US)

(73) Assignee: **Bell Automotive Products, Inc.**, Scottsdale, AZ (US)

(**) Term: **14 Years**

(21) Appl. No.: **29/156,504**

(22) Filed: **Mar. 1, 2002**

(51) **LOC (7) Cl.** **08-05**

(52) **U.S. Cl.** **D8/376; D6/513**

(58) **Field of Search** D8/373, 381, 367, D8/380, 376, 377; D6/553, 567, 513, 549, 550; 211/88.04, 106.01, 87.01, 13.1, 71.01, 105.6, 105.3-105.5; 248/200, 205.1, 309.1, 304, 205.4, 214, 261, 262, 217.3, 220.22

(56) **References Cited**

U.S. PATENT DOCUMENTS

4,405,110 A * 9/1983 Gibbons 248/220.22

D331,872 S * 12/1992 Maruko D6/410
5,303,832 A * 4/1994 Tu 211/105.4
5,702,010 A * 12/1997 Liang 211/105.1
D436,025 S * 1/2001 Ohm et al. D8/376

* cited by examiner

Primary Examiner—Pamela Burgess

(74) *Attorney, Agent, or Firm*—Greenberg Traurig PC

(57) **CLAIM**

The ornamental design for a clothes bar, as shown and described.

DESCRIPTION

FIG. 1 is a perspective view of the clothes bar, showing a new ornamental design therefor;

FIG. 2 is a right side elevational view thereof;

FIG. 3 is a top plan view thereof;

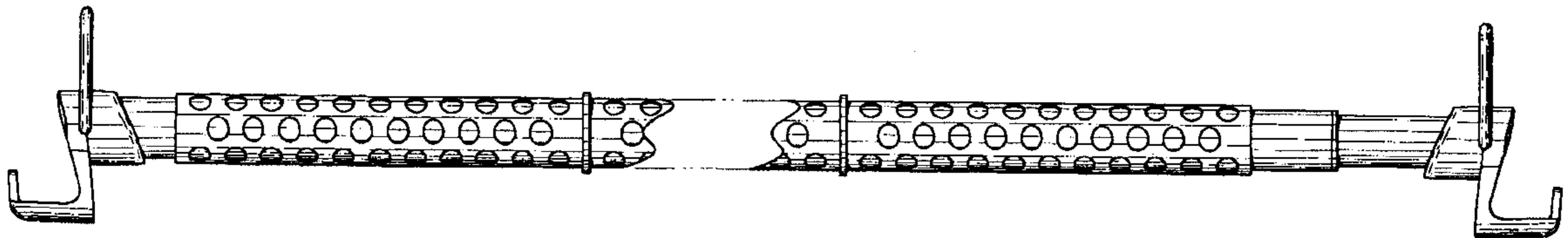
FIG. 4 is a left side elevational view thereof;

FIG. 5 is a bottom plan view thereof; and,

FIG. 6 is an elevational view of one thereof, the other end being the same.

For ease of illustration, the break in the elongated portion of FIGS. 2-5 represents indeterminate length.

1 Claim, 2 Drawing Sheets



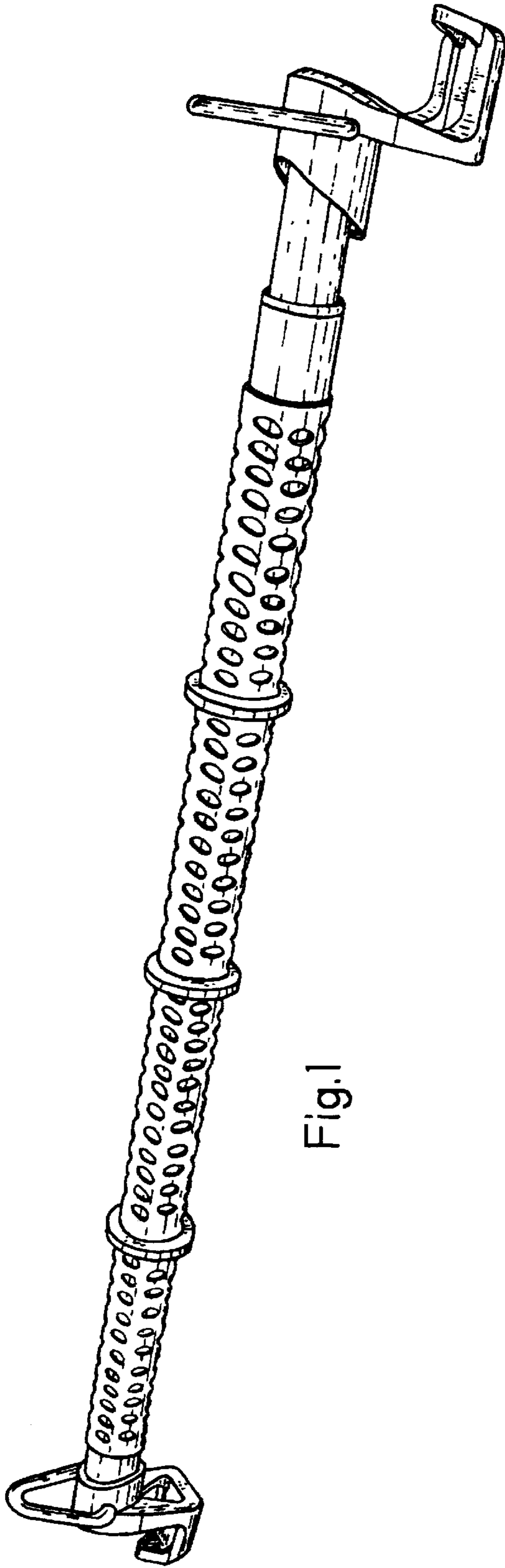


Fig.1

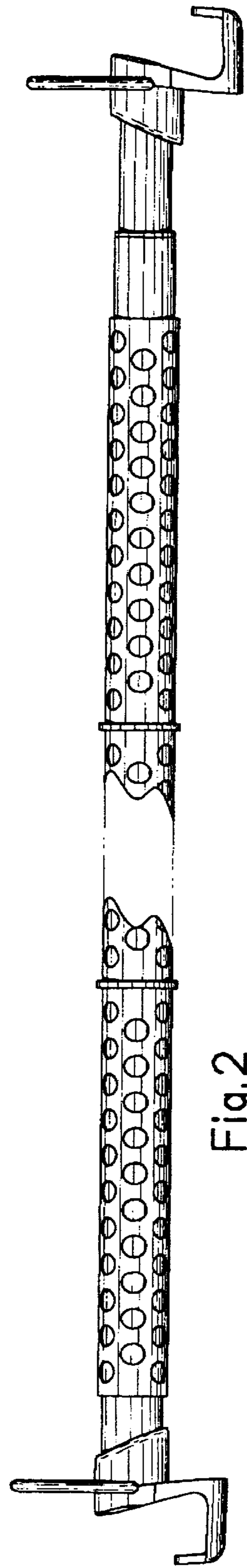


Fig.2

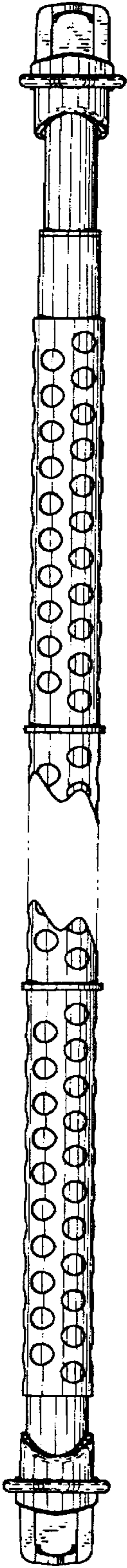


Fig. 3

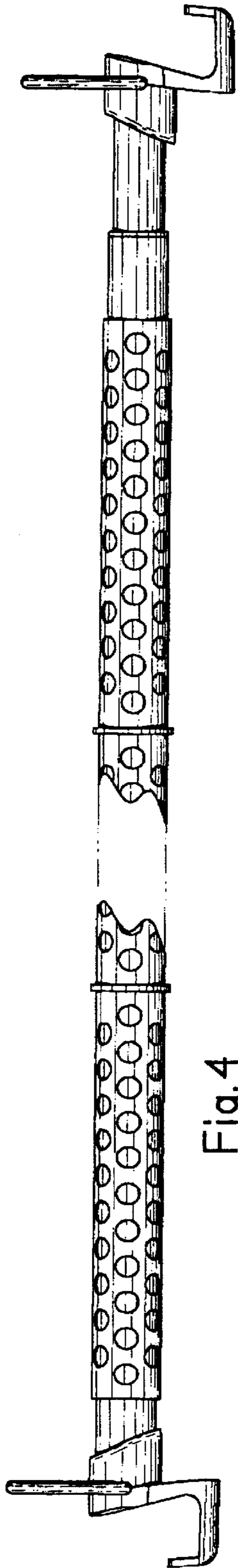


Fig. 4

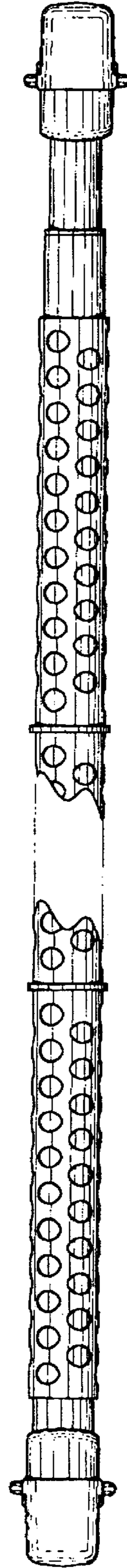


Fig. 5

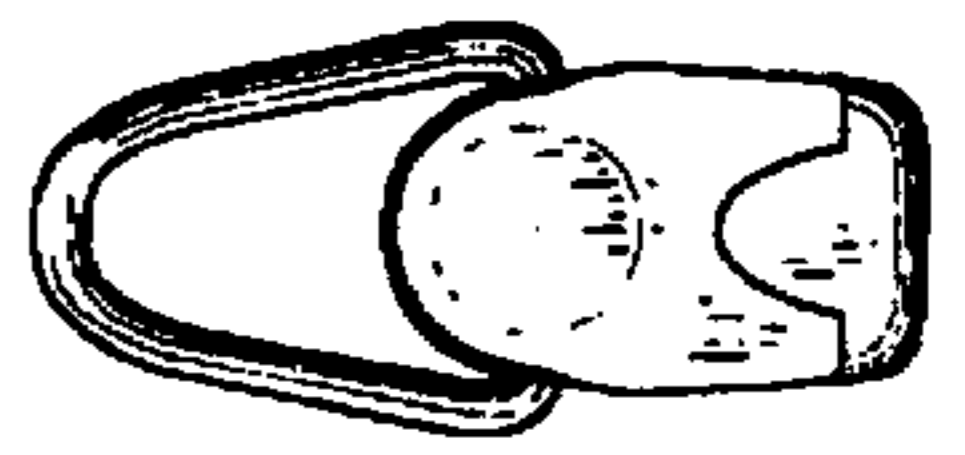


Fig. 6