



US00D468182S

(12) **United States Design Patent**  
**Thompson**

(10) **Patent No.:** **US D468,182 S**

(45) **Date of Patent:** **\*\* Jan. 7, 2003**

(54) **HANDLE**

(75) **Inventor:** **Christopher D. Thompson,**  
Milwaukee, WI (US)

(73) **Assignee:** **Snap-on Technologies, Inc.,**  
Lincolnshire, IL (US)

(\*\*) **Term:** **14 Years**

(21) **Appl. No.:** **29/147,271**

(22) **Filed:** **Aug. 24, 2001**

(51) **LOC (7) Cl.** ..... **08-04**

(52) **U.S. Cl.** ..... **D8/83; D8/107**

(58) **Field of Search** ..... **D8/82, 83, 84,**  
**D8/85, 86, 87; 81/177.1, 177.4, 436, 437,**  
**439, 440, 489; 16/110 R, 111 R**

(56) **References Cited**

**U.S. PATENT DOCUMENTS**

D416,776 S	*	11/1999	Liu	.....	D8/107
D424,904 S	*	2/2000	Hasan	.....	D8/83
D422,870 S	*	4/2000	Chen	.....	D8/83
6,148,701 A	*	11/2000	Lee	.....	81/177.1
D442,049 S	*	5/2001	Shu	.....	D8/107
D443,193 S	*	6/2001	Chen	.....	D8/107
D444,370 S	*	7/2001	Chang	.....	D8/107

D445,658 S	*	7/2001	Dierolf	.....	D8/107
D446,105 S	*	8/2001	Hsiao	.....	D8/107
D453,674 S	*	2/2002	Hsiao	.....	D8/107

**OTHER PUBLICATIONS**

Photocopy of Palmera screwdriver handle.  
Photocopy of Acesa screwdriver handle.  
Photocopy of Irimo screwdriver handle.

\* cited by examiner

*Primary Examiner*—Philip S. Hyder

(74) *Attorney, Agent, or Firm*—Seyfarth Shaw

(57) **CLAIM**

The ornamental design for a handle, as shown and described.

**DESCRIPTION**

FIG. 1 is a perspective view of a handle showing my new design;  
FIG. 2 is a top plan view thereof;  
FIG. 3 is a front elevational view thereof, wherein the rear view is a mirror image;  
FIG. 4 is a bottom plan view thereof;  
FIG. 5 is a left side elevational view thereof; and,  
FIG. 6 is a right side elevational view thereof.

**1 Claim, 2 Drawing Sheets**

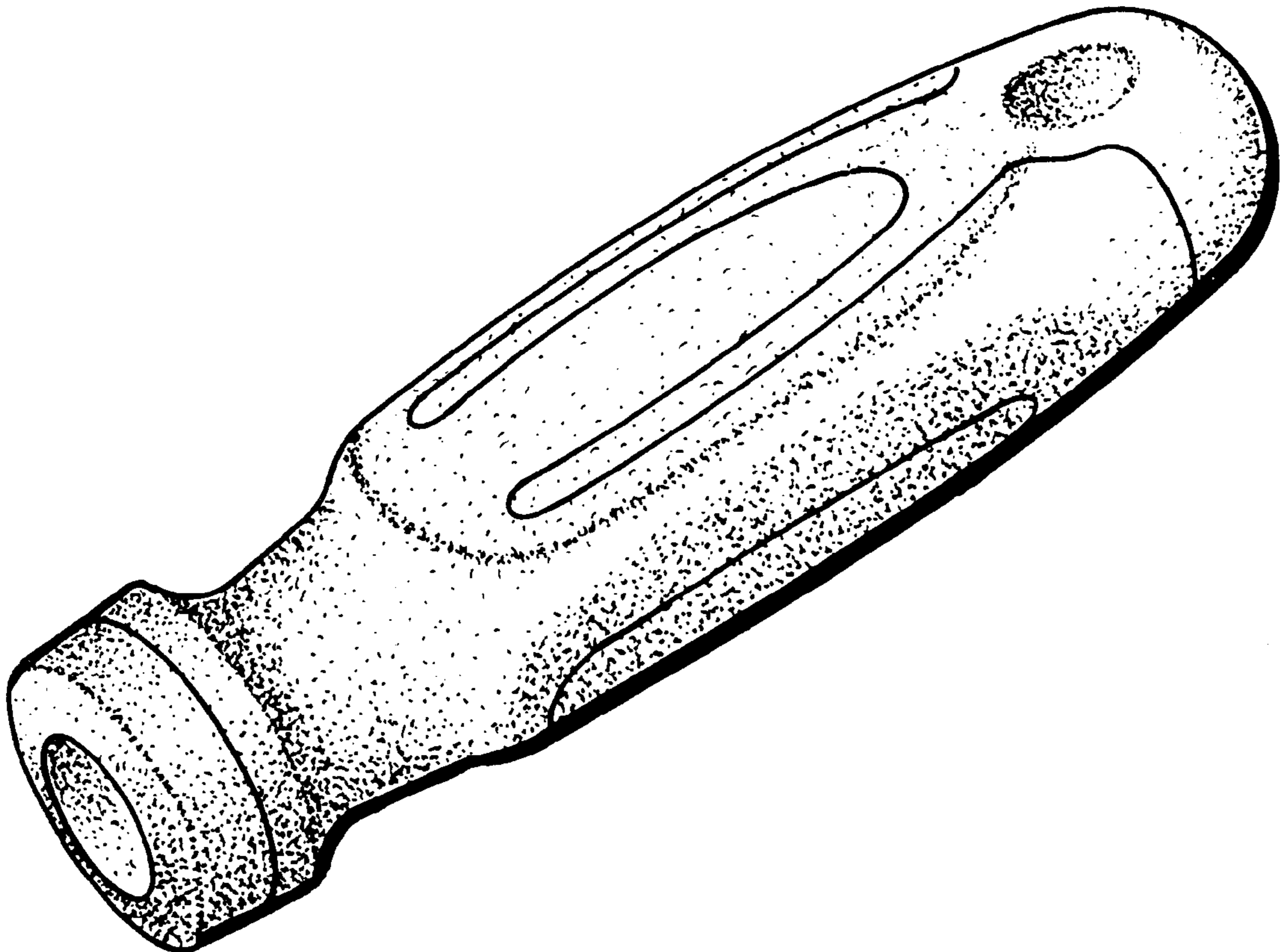


FIG.1

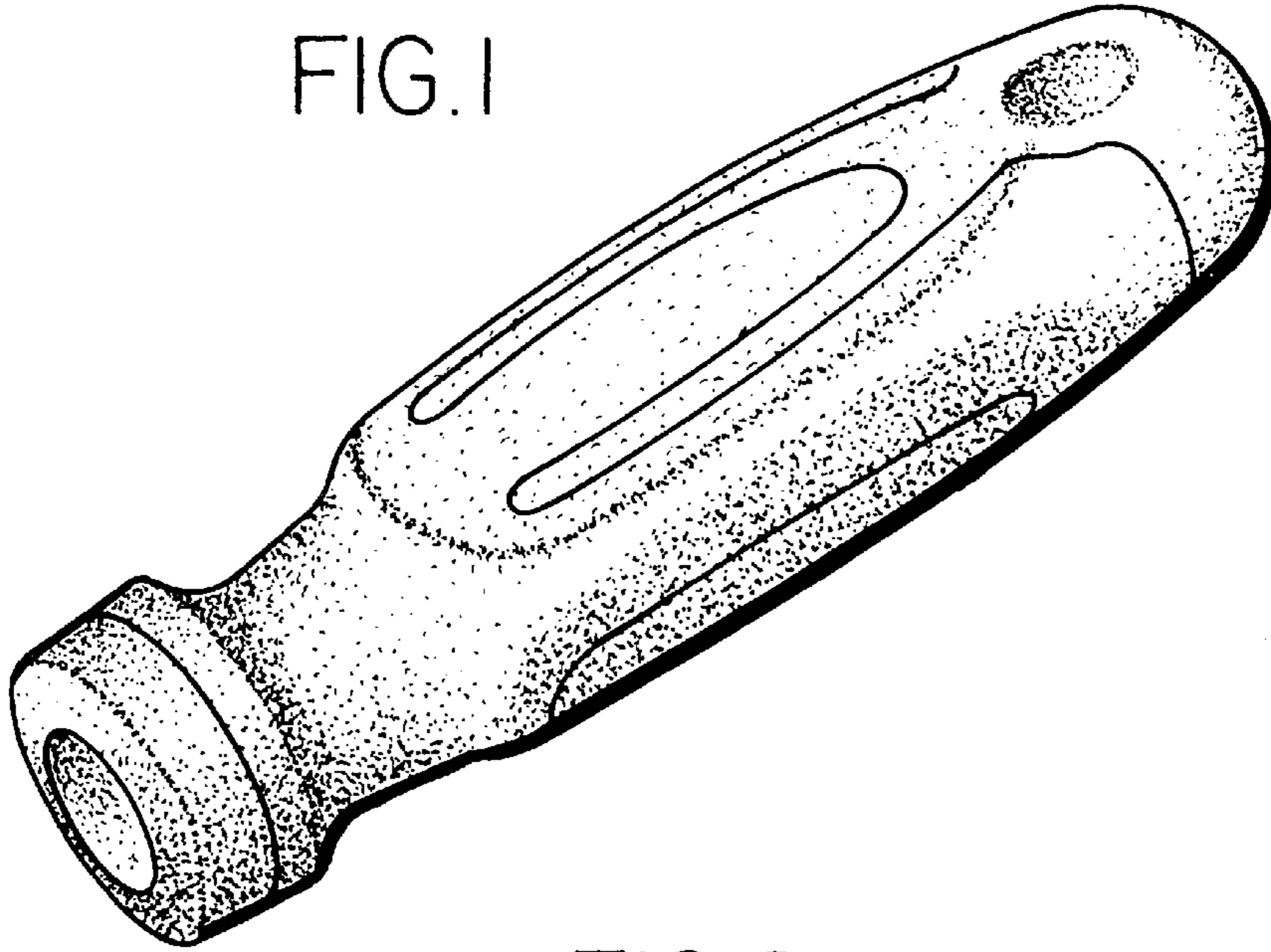


FIG.2

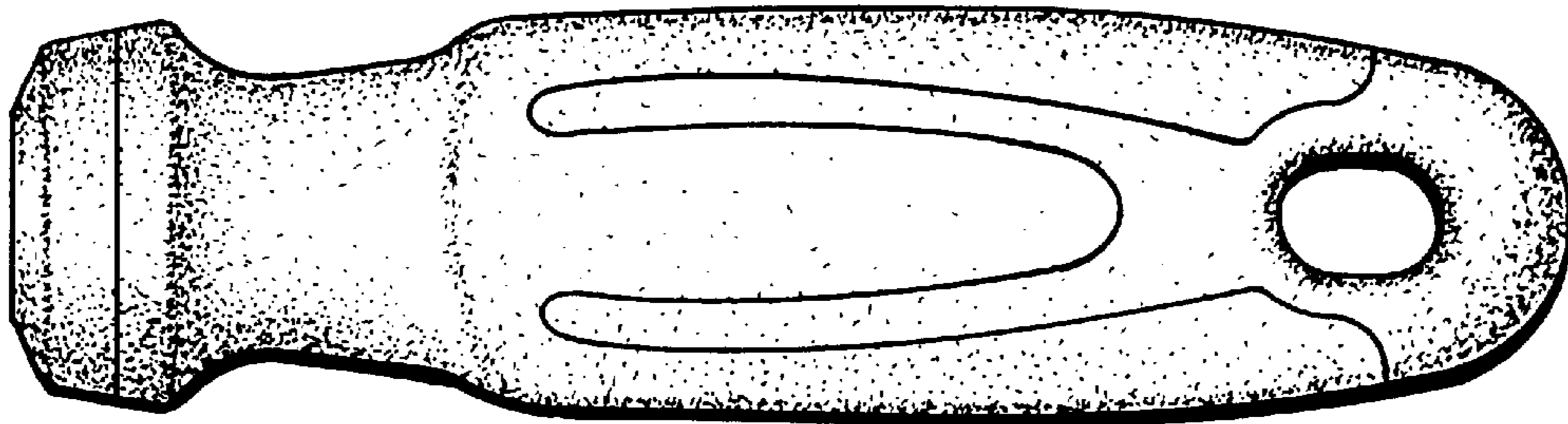


FIG.3




FIG.4

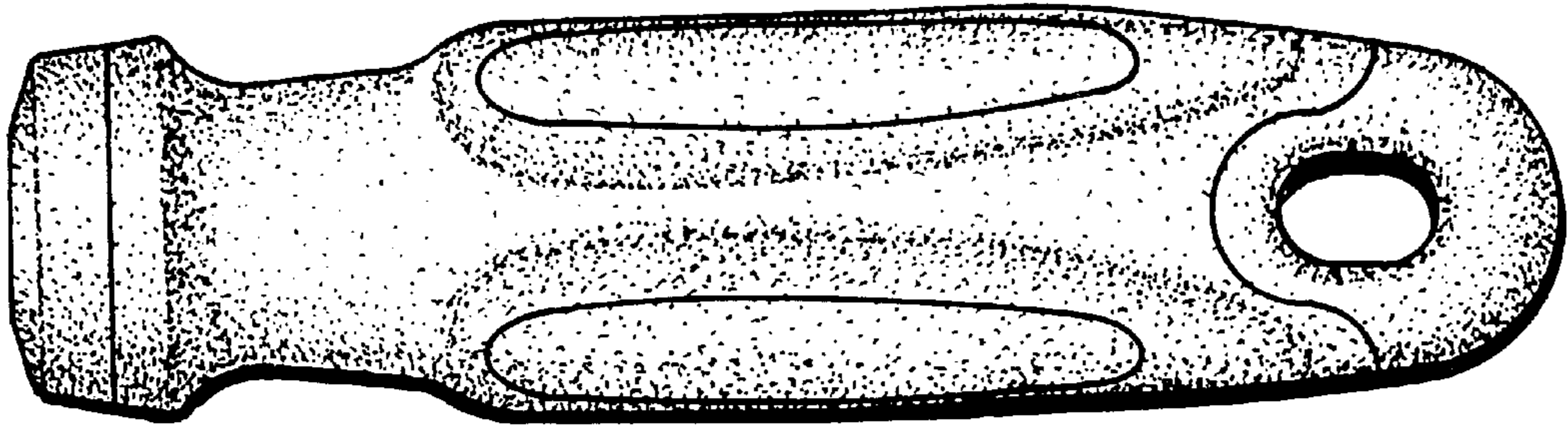


FIG.5

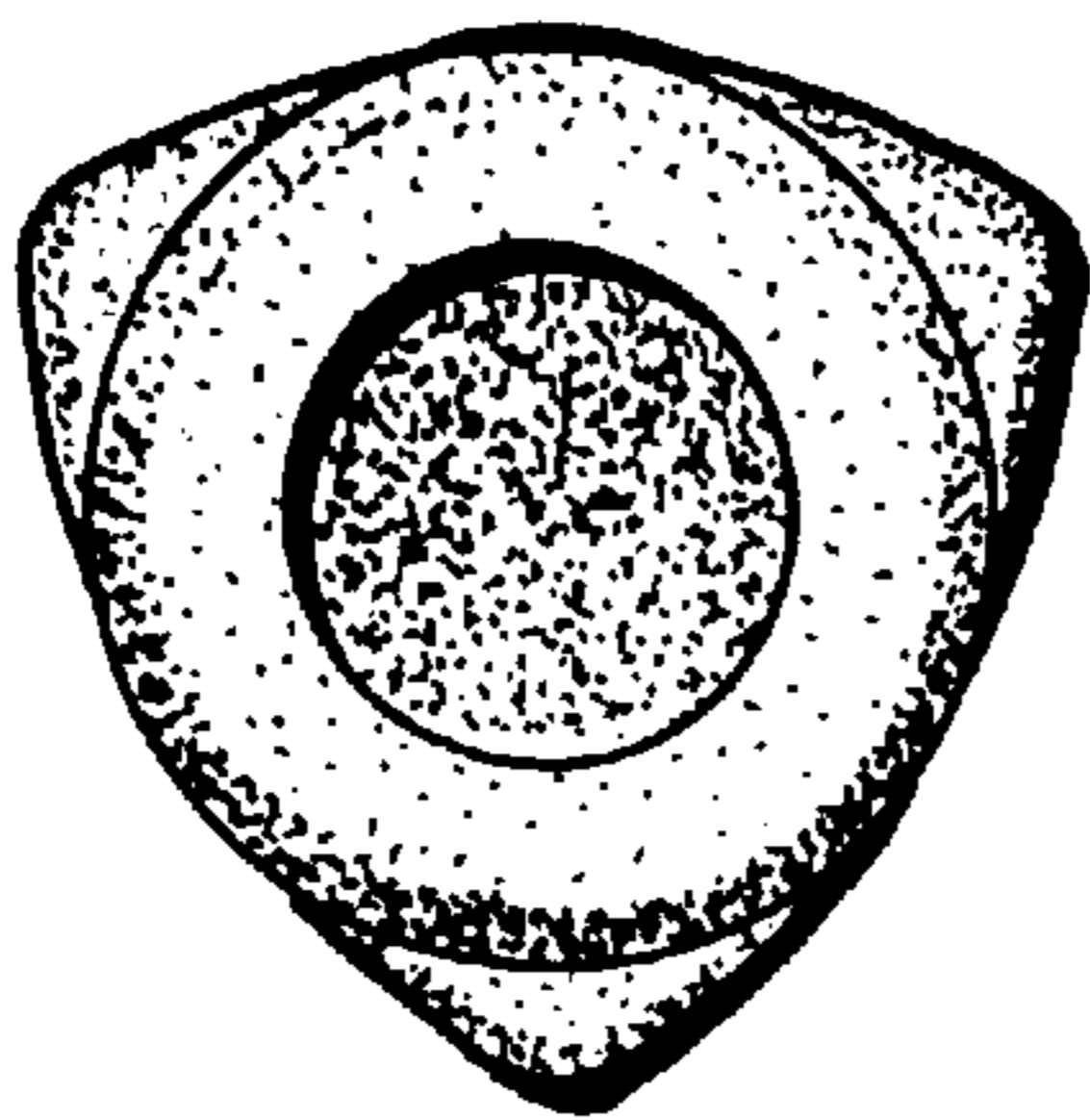


FIG.6

