



US00D468175S

(12) **United States Design Patent**  
**Morgan**

(10) **Patent No.:** **US D468,175 S**

(45) **Date of Patent:** **\*\* Jan. 7, 2003**

(54) **PNEUMATIC TOOL**

(75) **Inventor:** **Fred M. Morgan**, Jackson, TN (US)

(73) **Assignee:** **DeVilbiss Air Power Company**,  
Jackson, TN (US)

(\*\*) **Term:** **14 Years**

(21) **Appl. No.:** **29/149,151**

(22) **Filed:** **Oct. 3, 2001**

(51) **LOC (7) Cl.** ..... **08-04**

(52) **U.S. Cl.** ..... **D8/61**

(58) **Field of Search** ..... D8/52, 61, 62,  
D8/83, DIG. 7; 60/695; 81/57.13, 57.26,  
57.29, 57.39, 57.42, 62, 63, 63.1, 63.2,  
429, 463, 464, 467, 469, 470; 173/29, 93,  
104, 168, 169, 170, 178, 216, 217; 310/50

(56) **References Cited**

**U.S. PATENT DOCUMENTS**

D269,938 S	*	8/1983	Izumisawa	.....	D8/61
4,411,173 A	*	10/1983	Mixer	.....	60/695
D278,407 S	*	4/1985	Fleischer, Jr.	.....	D8/61
D289,135 S	*	4/1987	Doman	.....	D8/61

4,722,252 A	*	2/1988	Fulcher et al.	.....	81/57.39
4,748,872 A	*	6/1988	Brown	.....	81/57.26
4,791,836 A	*	12/1988	D'Haem et al.	.....	81/57.29
5,450,773 A	*	9/1995	Darrah et al.	.....	81/57.39
6,298,753 B1	*	10/2001	Izumisawa	.....	81/57.39
D456,232 S	*	4/2002	Chen	.....	D8/61

\* cited by examiner

*Primary Examiner*—Doris V. Coles

*Assistant Examiner*—Elizabeth Albert

(74) *Attorney, Agent, or Firm*—Suiter & Associates PC

(57) **CLAIM**

We claim the ornamental design for a pneumatic tool, as shown.

**DESCRIPTION**

FIG. 1 is top plan view of a pneumatic tool showing my new design;

FIG. 2 is a front elevation view thereof;


FIG. 3 is a left side elevation view thereof;

FIG. 4 is rear elevation view thereof;

FIG. 5 is a right side elevation view thereof; and,

FIG. 6 is a bottom plan view thereof.

**1 Claim, 2 Drawing Sheets**



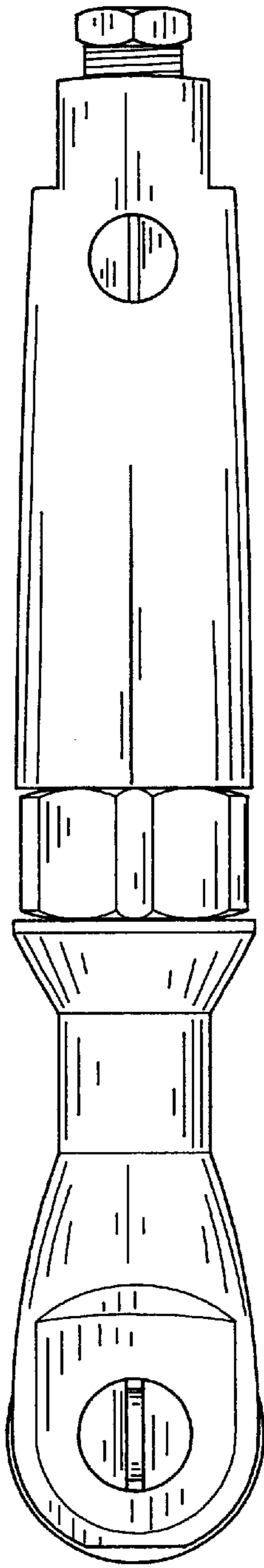


FIG. 1

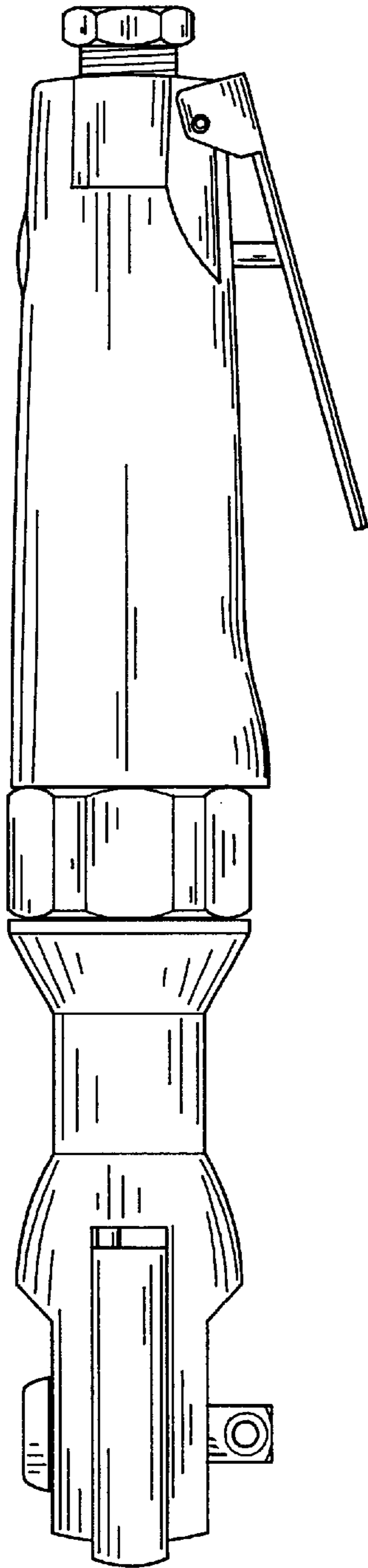


FIG. 2

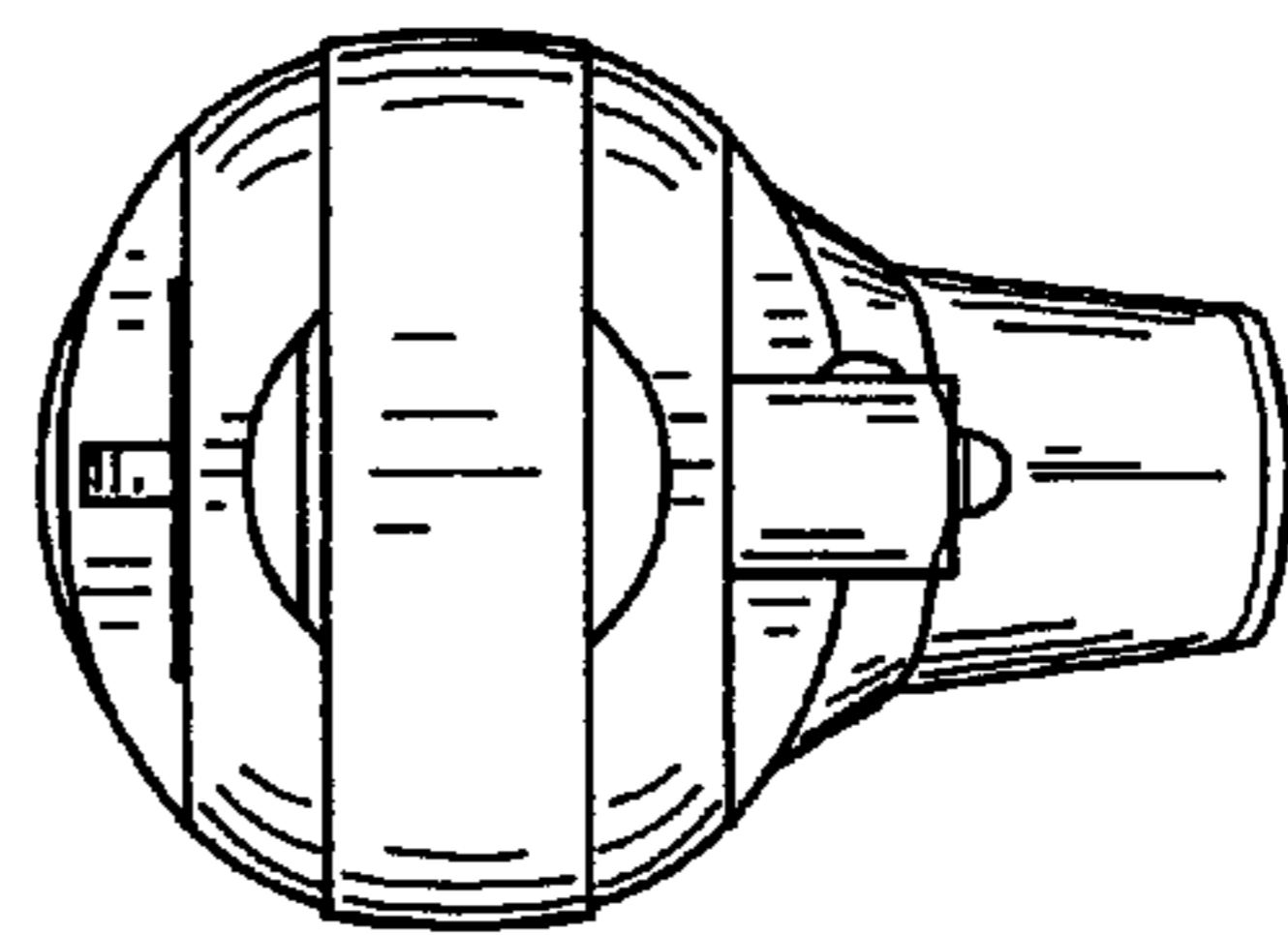


FIG. 3

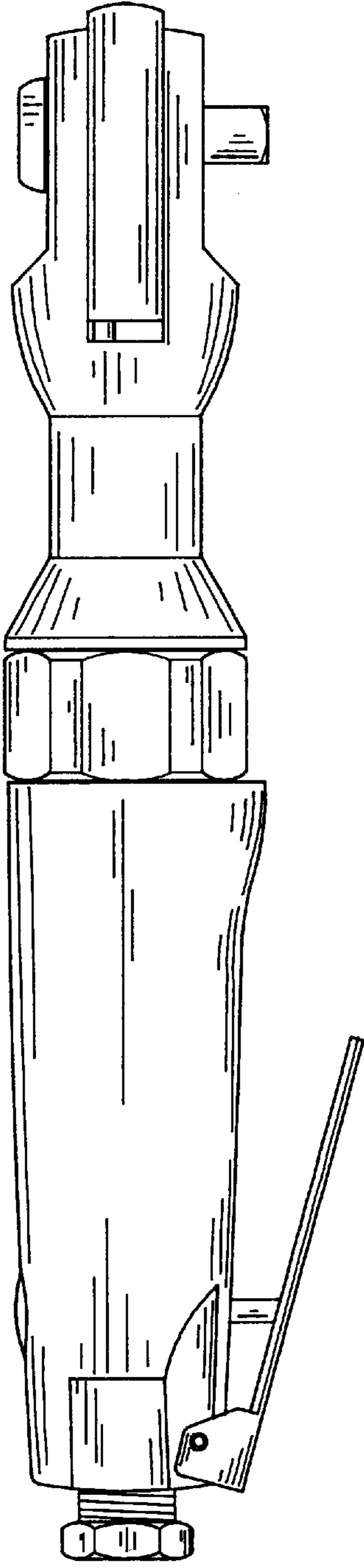


FIG. 4

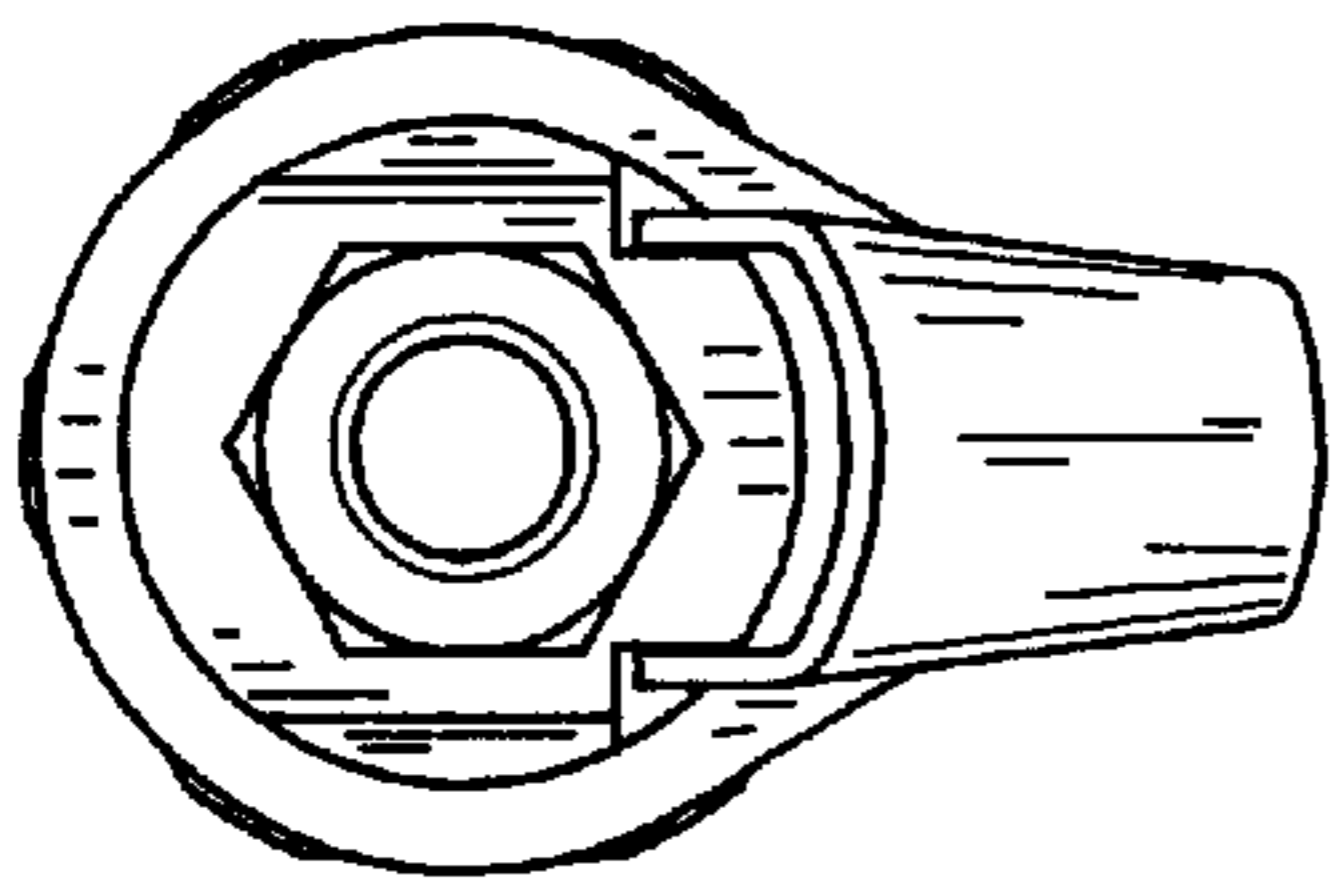


FIG. 5

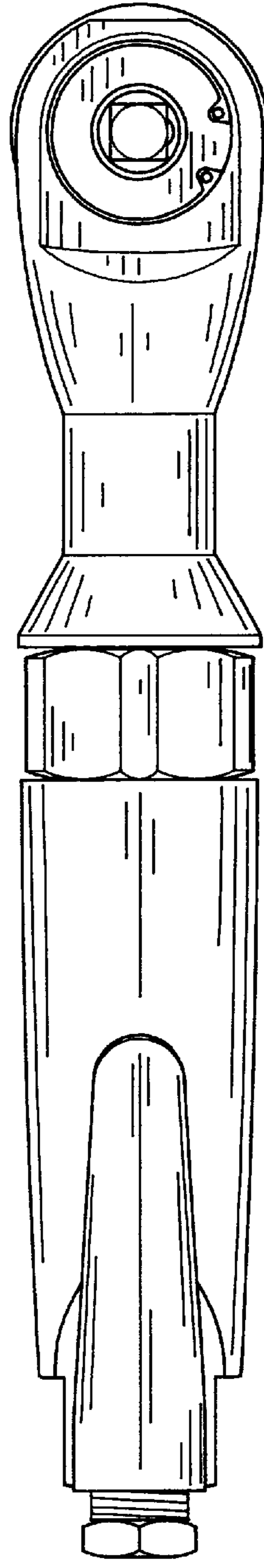


FIG. 6