



US00D468154S

(12) **United States Design Patent**  
**Klock et al.**

(10) **Patent No.:** **US D468,154 S**  
(45) **Date of Patent:** **\*\* Jan. 7, 2003**

(54) **CONTAINER COVER**

(75) Inventors: **Paul J. Klock**, Rochester, NY (US);  
**David A. Vogler**, Rochester, NY (US);  
**Emmanuel V. Tanghal**, Rochester, NY (US)

(73) Assignee: **World Kitchen, Inc.**, Elmira, NY (US)

(\*\*) Term: **14 Years**

(21) Appl. No.: **29/154,964**

(22) Filed: **Feb. 1, 2002**

**Related U.S. Application Data**

(63) Continuation of application No. 29/143,202, filed on Jun. 8, 2001, now abandoned.

(51) **LOC (7) Cl.** ..... **07-02**

(52) **U.S. Cl.** ..... **D7/392.1**

(58) **Field of Search** ..... D7/323, 391-392.1,  
D7/538-545, 601, 602, 629; D9/414, 424,  
428, 435, 443, 454; 220/309.1, 315, 316,  
367.1, 376, 377, 790-793

(56) **References Cited**

**U.S. PATENT DOCUMENTS**

- D287,803 S \* 1/1987 Daenen et al. .... D7/392.1
- D289,719 S \* 5/1987 Daenen et al. .... D7/392.1
- D354,655 S \* 1/1995 Daenen et al. .... D7/392.1
- D360,105 S \* 7/1995 Doxey ..... D7/391
- D375,654 S \* 11/1996 Ferris ..... D7/392.1
- D383,939 S \* 9/1997 Jeppesen et al. .... D7/391
- D398,812 S \* 9/1998 Laib ..... D7/392.1
- D416,754 S \* 11/1999 Laib ..... D7/392.1
- D420,548 S \* 2/2000 Loew et al. .... D7/392.1

- D425,363 S \* 5/2000 Loew et al. .... D7/392.1
- D446,076 S \* 8/2001 Jeter et al. .... D7/392.1
- D459,146 S \* 6/2002 Klock et al. .... D7/391

**OTHER PUBLICATIONS**

- Corningware Housewares Catalog, 1978.
- Corningware Housewares Catalog, Mar. 1981, pp. 14-15.
- Corningware Housewares Catalog, 1981, pp. 4-5, 10-11.
- Corningware Housewares Catalog, 1982, pp. 7, 14, 15.
- Corningware Housewares Catalog, 1983.
- Corningware Housewares Catalog, 1991.
- Corningware Housewares Catalog, 1998.
- Corningware Housewares Catalog, 1999.

\* cited by examiner

*Primary Examiner*—Caron D. Veynar

(74) *Attorney, Agent, or Firm*—Wolf, Greenfield & Sacks, P.C.

(57) **CLAIM**

The ornamental design for a container cover, as shown and described.

**DESCRIPTION**

FIG. 1 is a perspective view of the container cover showing our new design;

FIG. 2 is a top view thereof;

FIG. 3 is a bottom view thereof;

FIG. 4 is a front view thereof;

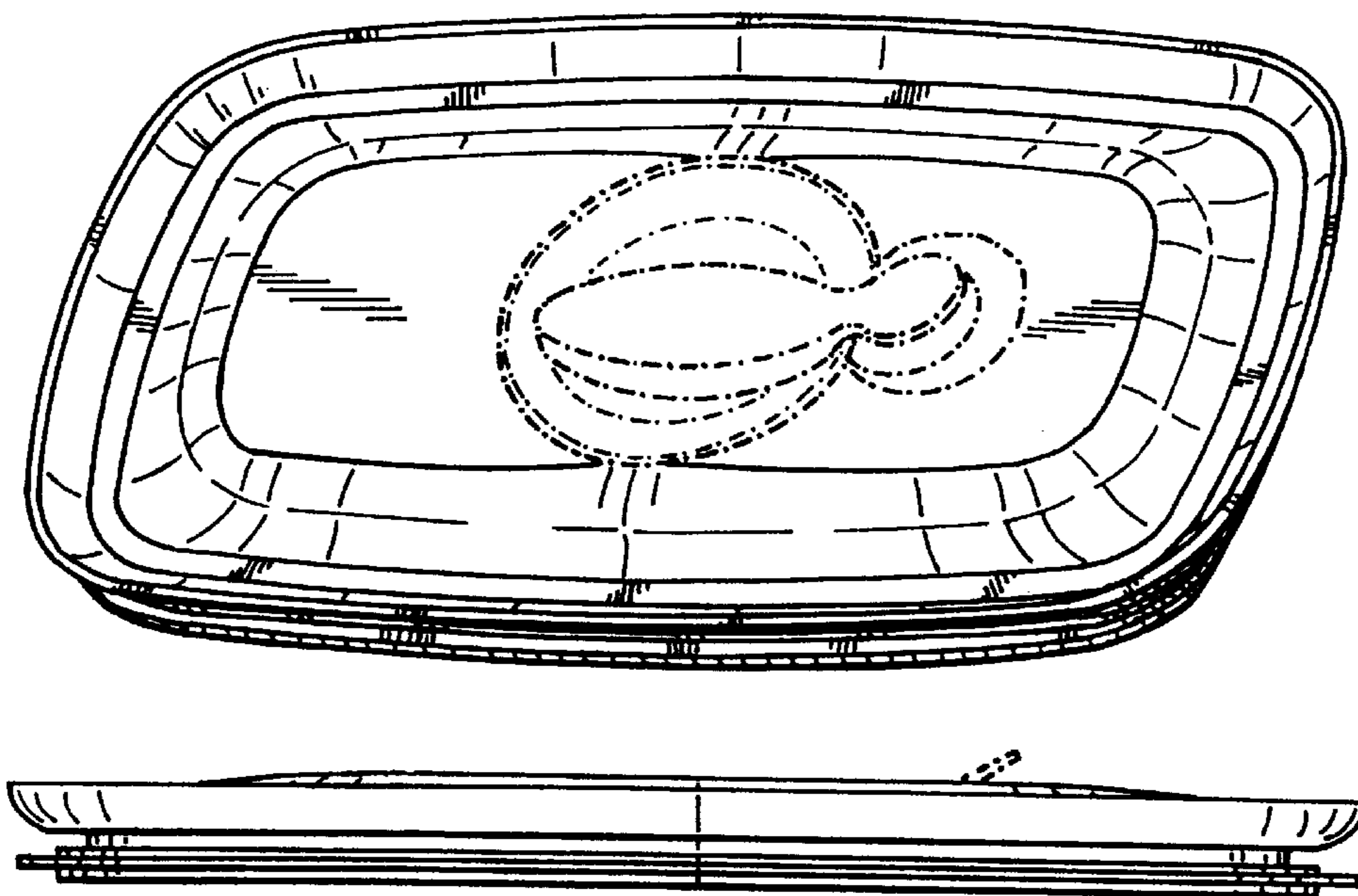
FIG. 5 is a rear view thereof;

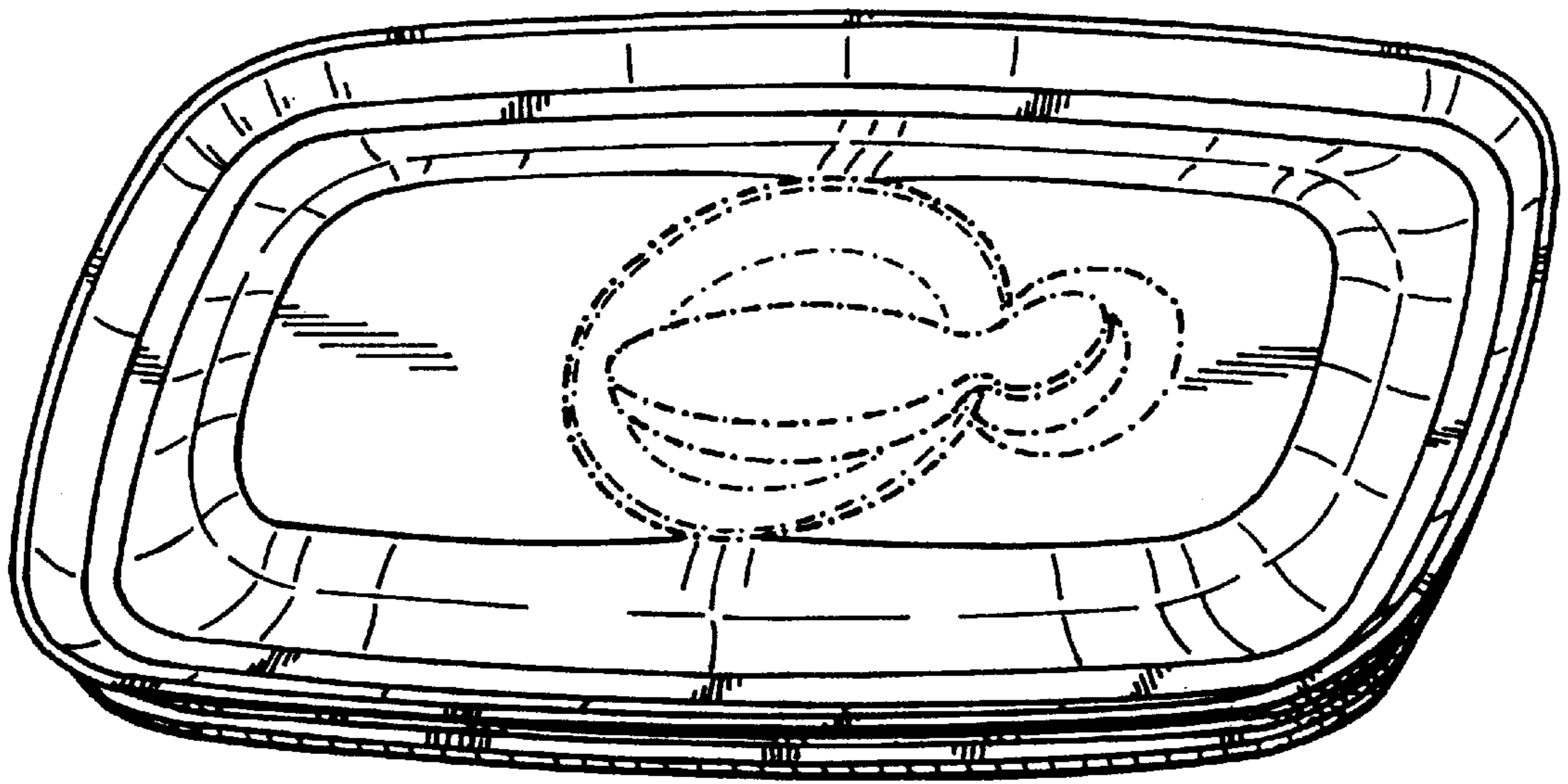
FIG. 6 is a left side view thereof; and,

FIG. 7 is a right side view thereof.

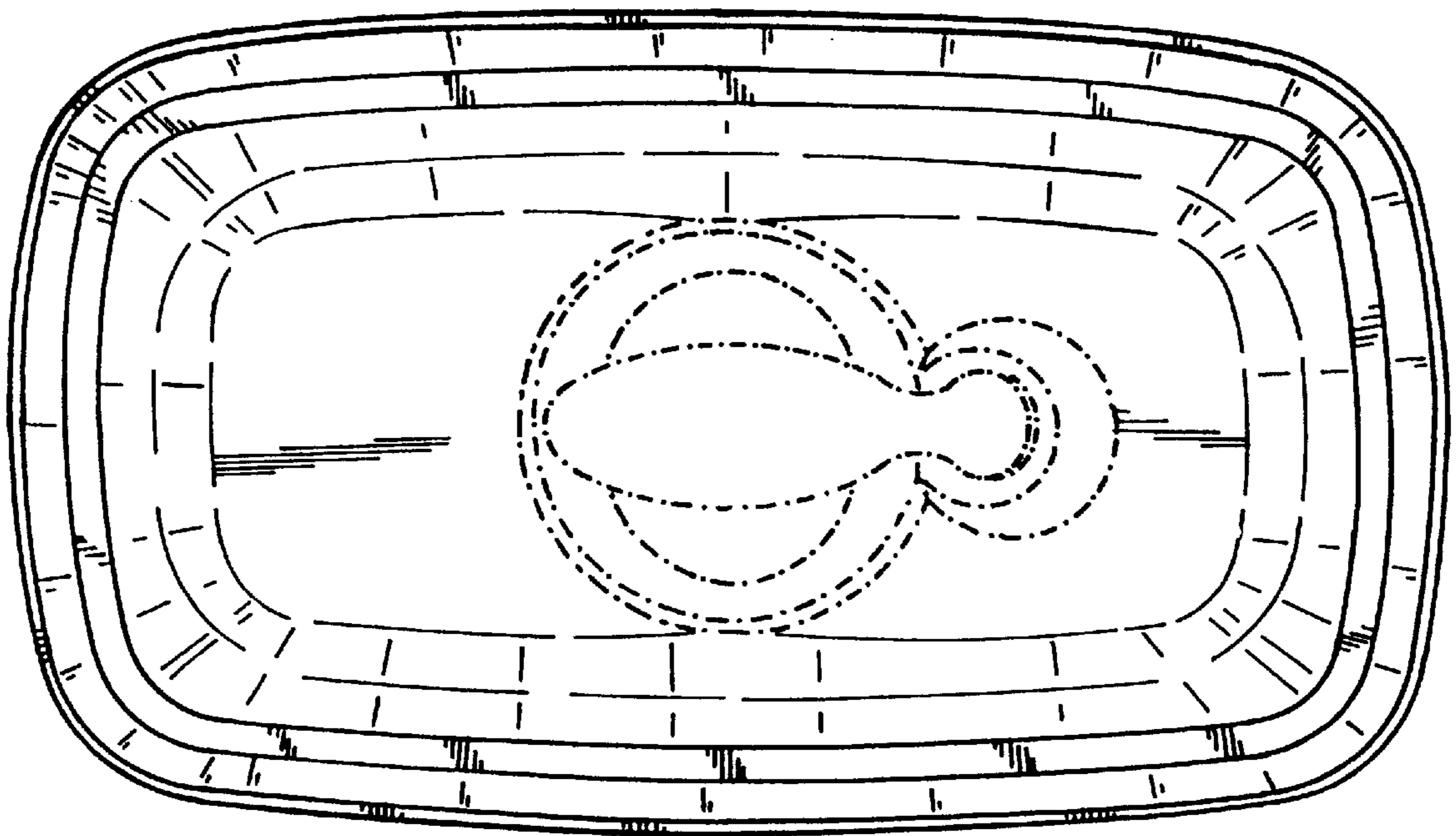
The broken lines shown in FIGS. 1-7 are for illustrative purposes only and form no part of the claimed design.

**1 Claim, 2 Drawing Sheets**

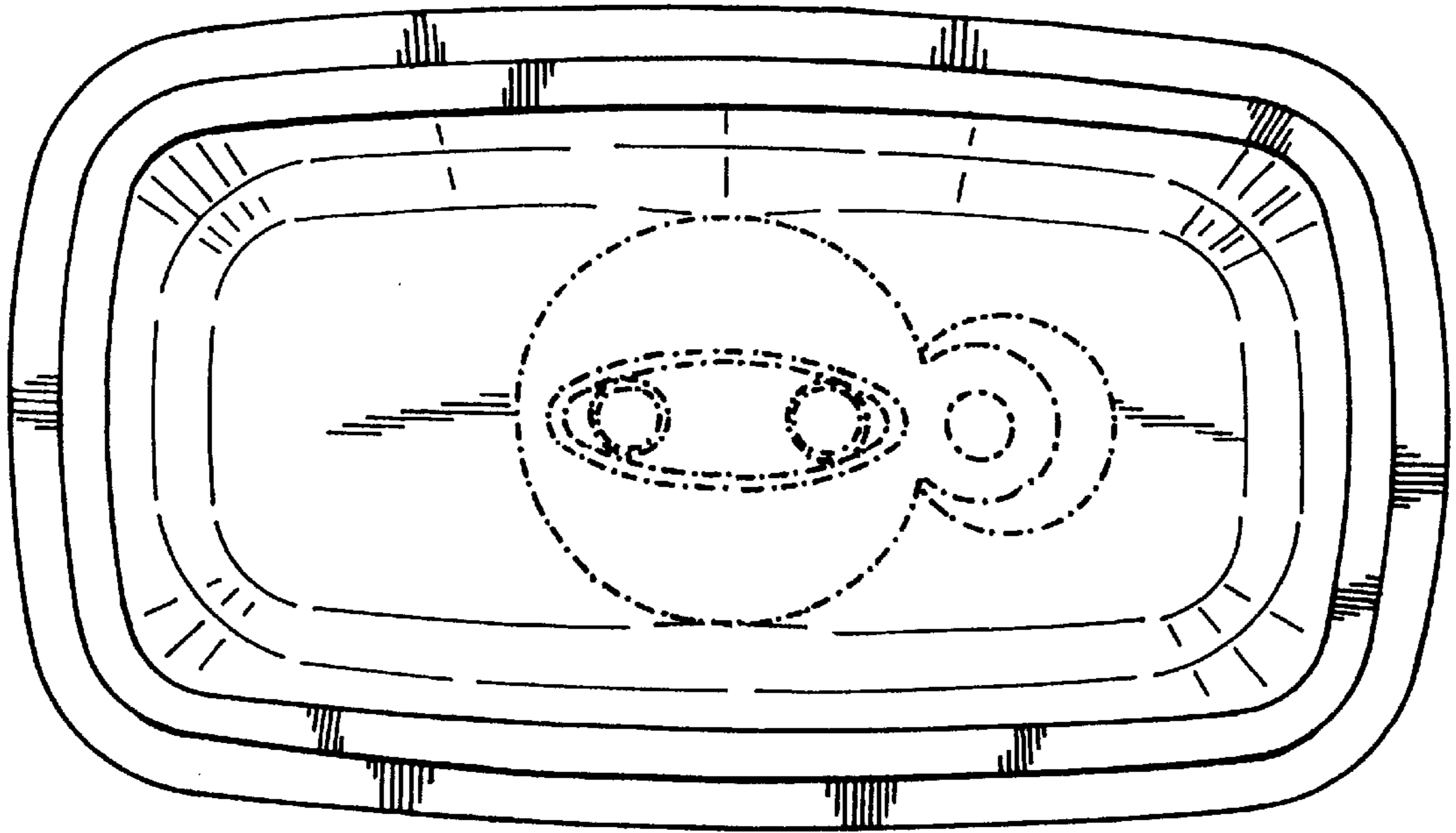




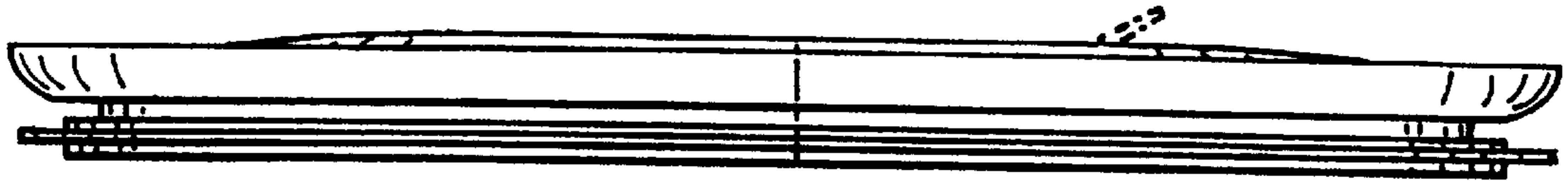
**Fig. 1**



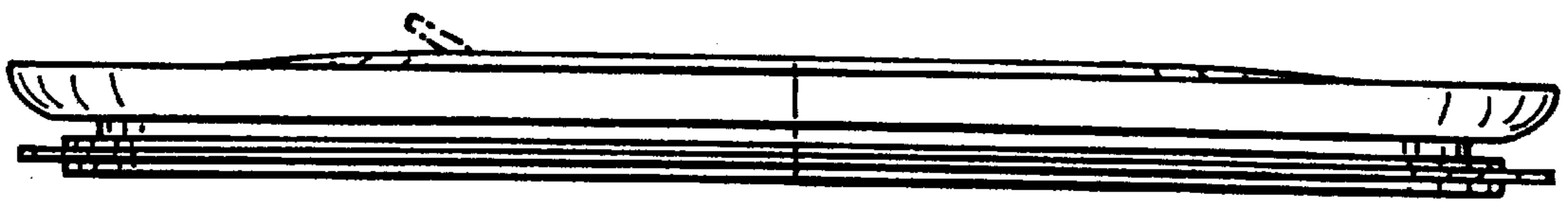
**Fig. 2**



**Fig. 3**



**Fig. 4**



**Fig. 5**

**Fig. 6**



**Fig. 7**

