



US00D468144S

(12) **United States Design Patent**  
**Shayo**

(10) **Patent No.:** **US D468,144 S**

(45) **Date of Patent:** **\*\* Jan. 7, 2003**

(54) **SOAP DISH**

(76) **Inventor:** **Marcos Shayo**, J.F. Segui 3672, Apt.  
14, Buenos Aires, Capital Federal (AR),  
1425

(\*\*) **Term:** **14 Years**

(21) **Appl. No.:** **29/135,677**

(22) **Filed:** **Jan. 17, 2001**

(51) **LOC (7) Cl.** ..... **23-02**

(52) **U.S. Cl.** ..... **D6/537**

(58) **Field of Search** ..... D6/536, 537, 540,  
D6/566, 553; 206/77.1; 211/13.1, 181.1;  
248/309.1, 311.2

4,779,829 A	10/1988	Rocke	
5,014,860 A	5/1991	Emery	
5,039,046 A	8/1991	Brewster	
D327,596 S	7/1992	Emery	
5,232,189 A *	8/1993	Koch	..... 248/309.1
D360,093 S	7/1995	Bigwood	
D389,660 S *	1/1998	Jouett	..... D6/536 X
D417,575 S	12/1999	Ming-Hsiao	
D429,102 S *	8/2000	Patel et al.	..... D6/537
6,152,294 A *	11/2000	Weinberg	..... 206/77.1
D435,992 S	1/2001	Min Tsung	
D453,651 S *	2/2002	Snell	..... D6/537 X

\* cited by examiner

*Primary Examiner*—Brian N. Vinson

(74) *Attorney, Agent, or Firm*—Frommer Lawrence &  
Haug; Thomas J. Kowalski; Jeffrey A. Hovden

(56) **References Cited**

**U.S. PATENT DOCUMENTS**

659,803 A	10/1900	Weller	
D46,975 S	2/1915	Shepard	
D64,859 S	6/1924	Mosgrove	
D68,538 S	10/1925	Moineau	
RE21,391 E	3/1940	Holden	
D121,813 S	8/1940	Isenberg	
2,568,714 A	9/1951	Britton	
2,600,755 A	6/1952	Greensfelder	
2,615,576 A	10/1952	Dahlgren	
2,678,184 A *	5/1954	Erdody	..... 248/311.2
D179,683 S	2/1957	Harrison	
3,137,086 A	6/1964	James	
3,532,225 A	10/1970	Reed	
4,775,124 A *	10/1988	Hicks	..... 206/77.1 X

(57) **CLAIM**

An ornamental design for a soap dish, as shown and described.

**DESCRIPTION**

FIG. 1 is a top, front and right side perspective view of a soap dish showing my new design;  
FIG. 2 is a top, front and right side perspective view thereof, with the broken-line disclosure of a soap bar being for illustrative purposes only and forming no part of the claimed design;  
FIG. 3 is a top plan view thereof; and,  
FIG. 4 is a right side elevational view thereof, the left side being a mirror image of that shown.

**1 Claim, 3 Drawing Sheets**

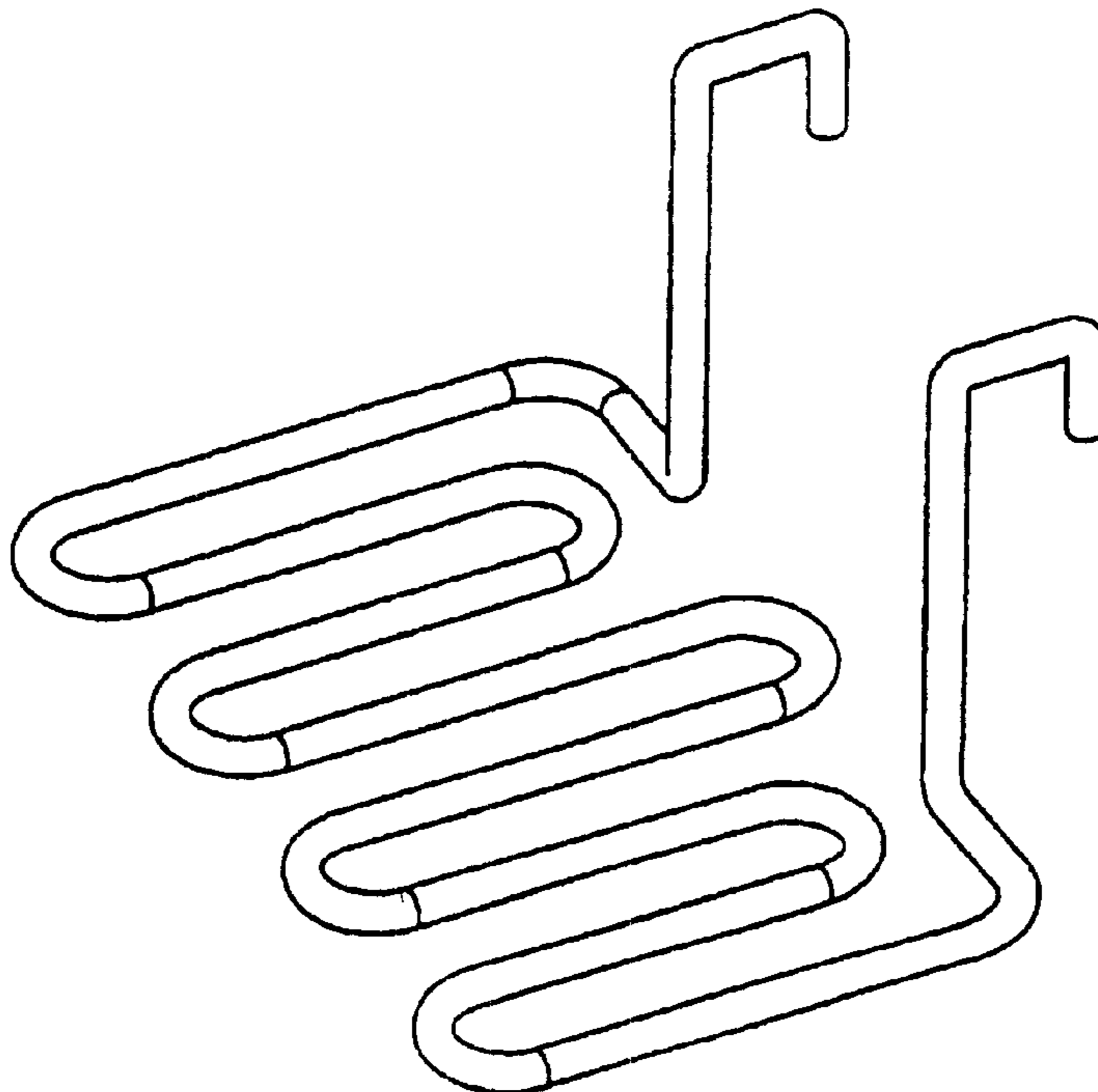


FIG. 1

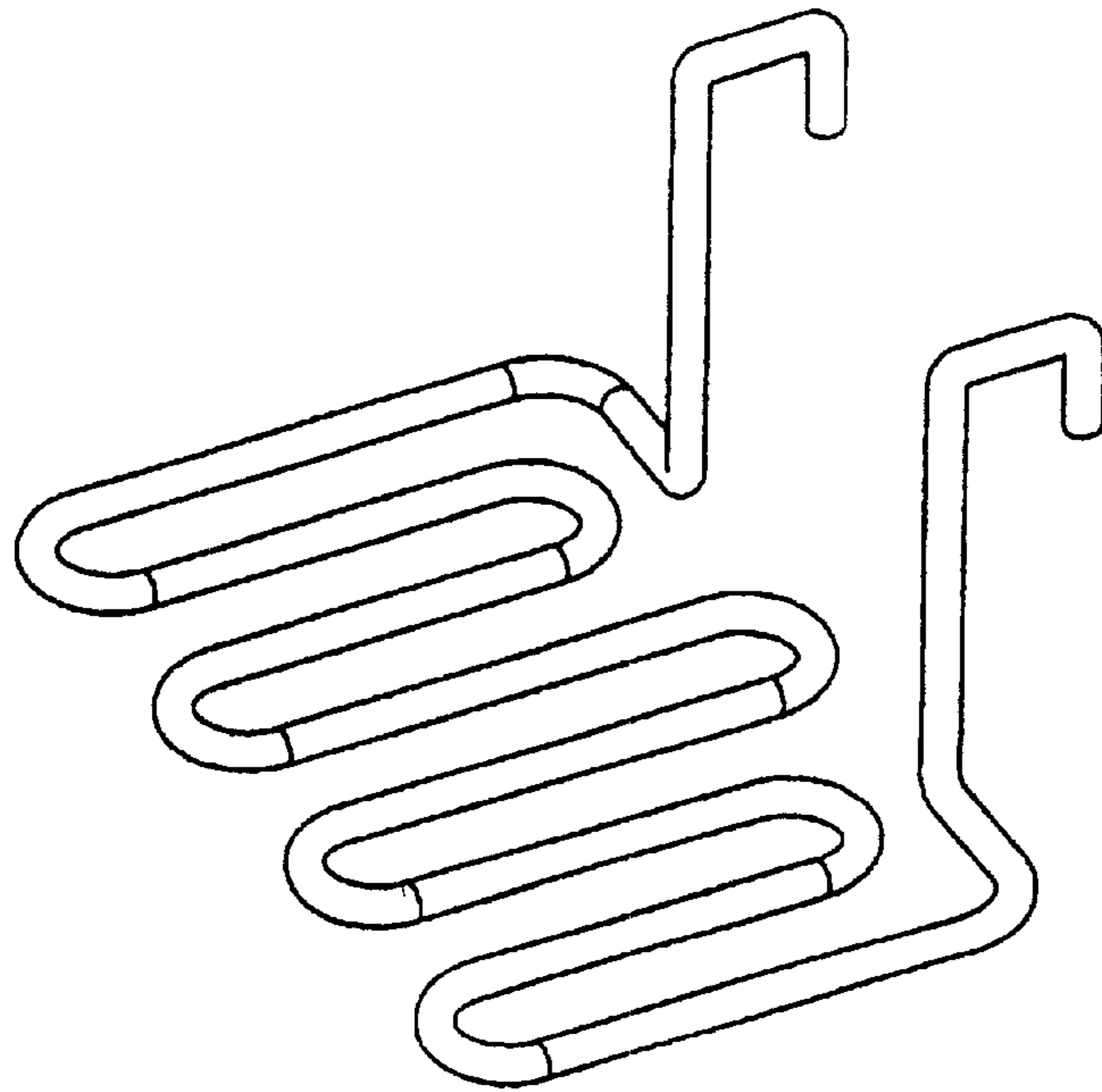
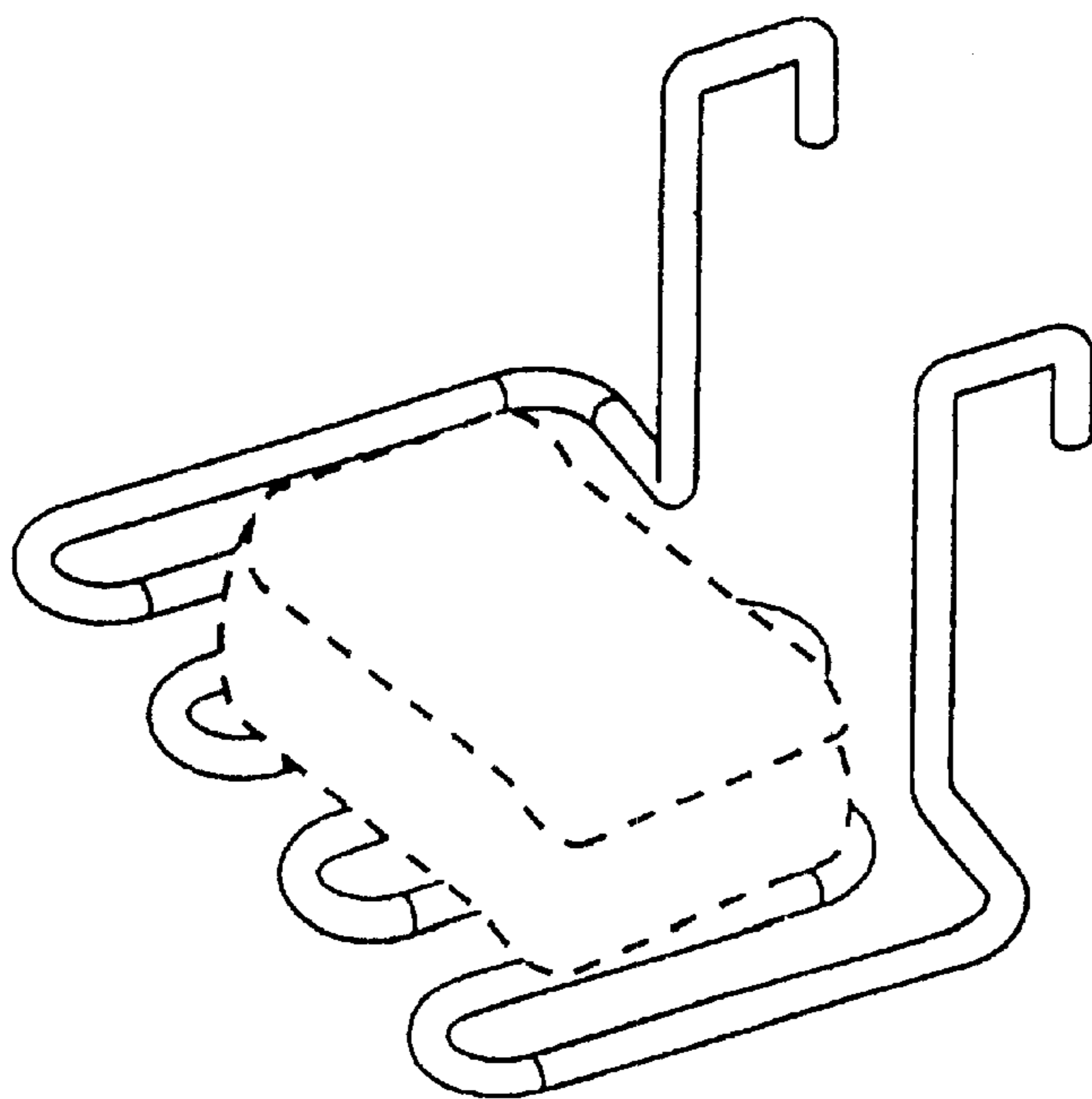
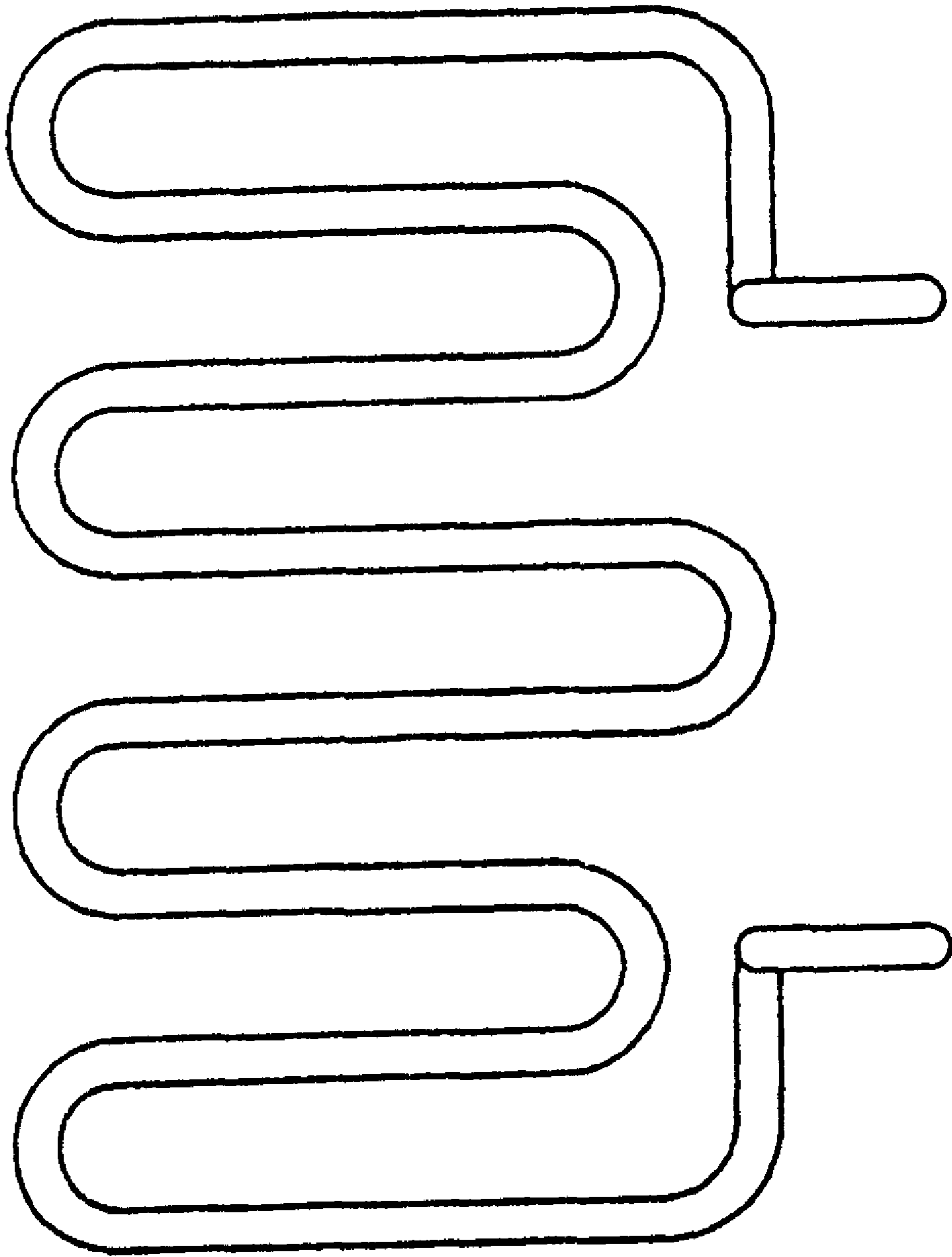


FIG. 2



# FIG. 3



**FIG. 4**

