



US00D468136S

(12) **United States Design Patent**
Briggs

(10) **Patent No.:** **US D468,136 S**

(45) **Date of Patent:** **** Jan. 7, 2003**

(54) **SUPPORT STRUCTURE FOR A TABLE WITH TWO LEGS WHICH ARE BRACED AGAINST THE GROUND BY COUNTERPOSED FEET**

(76) **Inventor:** **David Lloyd Briggs**, Oberwiese 2, Waltrop (DE), 45731

(**) **Term:** **14 Years**

(21) **Appl. No.:** **29/149,233**

(22) **Filed:** **Oct. 5, 2001**

(51) **LOC (7) Cl.** **06-06**

(52) **U.S. Cl.** **D6/495; D6/499**

(58) **Field of Search** D6/480-489, 495-499, D6/429-431; 108/153.1, 156, 157.1, 161; 248/188, 188.1, 188.7, 188.8, 188.9

(56) **References Cited**

U.S. PATENT DOCUMENTS

2,857,228 A	*	10/1958	Koett	D6/429
D247,404 S	*	3/1978	Harris	D6/483
D252,063 S	*	6/1979	Montague	D6/484

* cited by examiner

Primary Examiner—Janice E. Seeger

(57) **CLAIM**

The ornamental design for a support structure for a table with two legs which are braced against the ground by counterposed feet, as shown and described.

DESCRIPTION

FIG. 1 is a perspective view of a support structure for a table with two legs which are braced against the ground by counterposed feet showing a first embodiment of my new design for use with a symmetrical table top; and,

FIG. 2 is a perspective view of a support structure for a table with two legs which are braced against the ground by counterposed feet showing a second embodiment of my new design for use with a reversible, asymmetrical table top.

The surfaces or portions of the article not shown in the drawings or described in the specification form no part of the claimed design.

The broken line showing of the table tops in FIGS. 1 and 2 is for illustrative purposes only and forms no part of the claimed design.

1 Claim, 1 Drawing Sheet

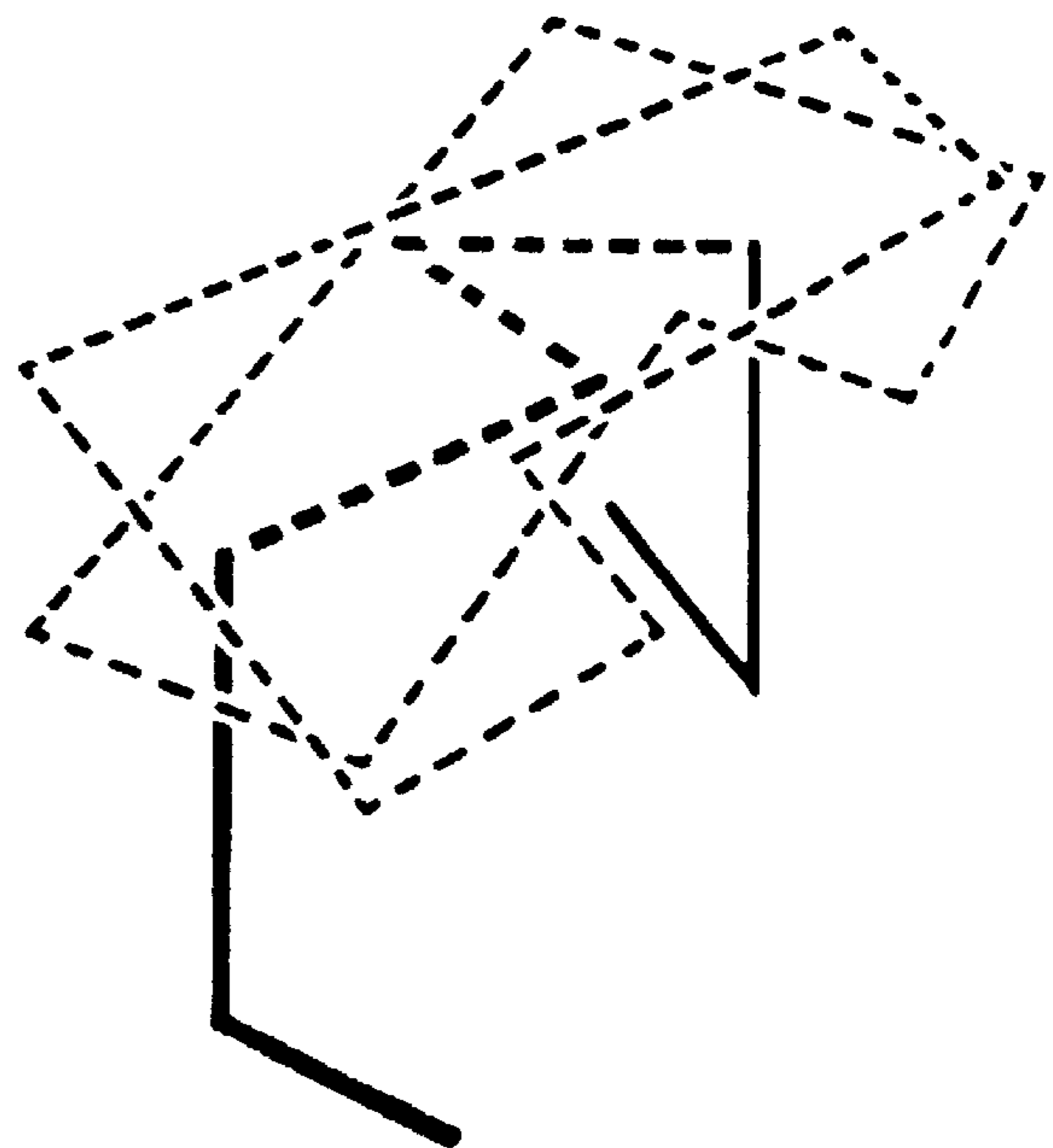
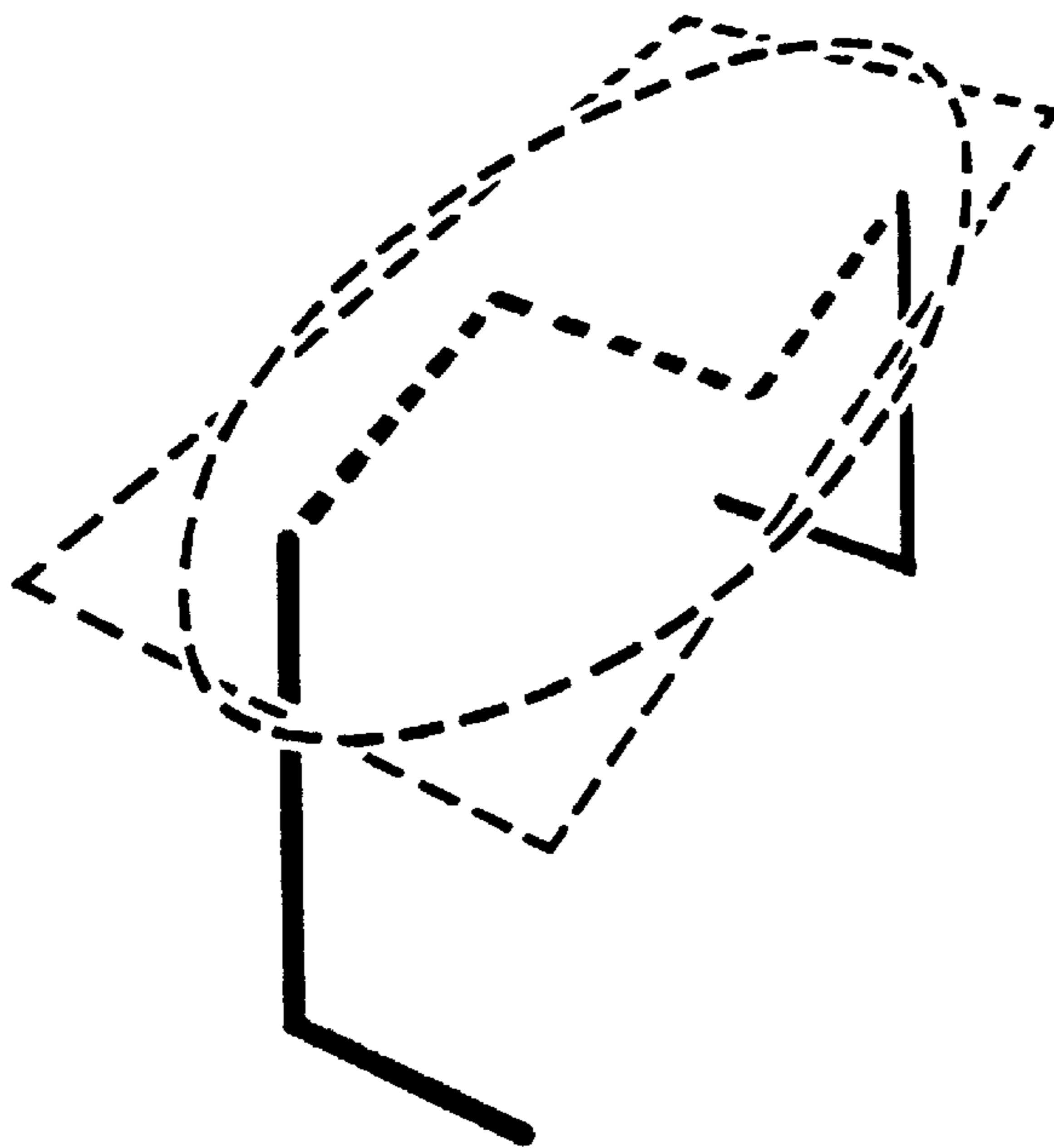


FIG. 1

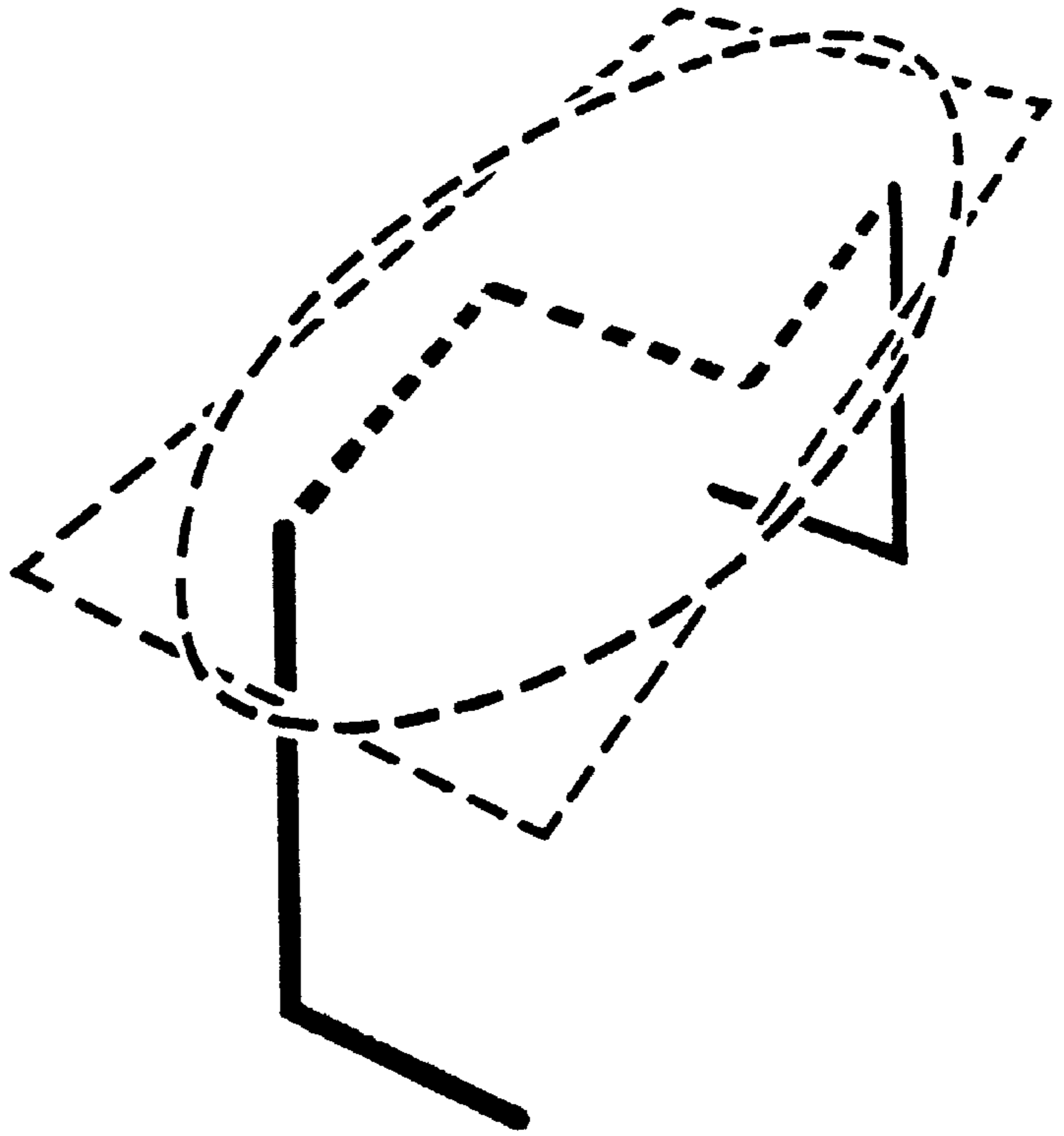


FIG. 2

