



US00D468132S

(12) **United States Design Patent**
Maitland-Smith

(10) **Patent No.:** **US D468,132 S**
(45) **Date of Patent:** **** Jan. 7, 2003**

(54) **PEDESTAL**

(75) Inventor: **Paul Maitland-Smith**, Ho Chi Minh (VN)
(73) Assignee: **Statecraft International, Inc.**, Port Vila (VU)
(**) Term: **14 Years**

(21) Appl. No.: **29/140,771**
(22) Filed: **Apr. 24, 2001**

(51) **LOC (7) Cl.** **06-04**
(52) **U.S. Cl.** **D6/455**
(58) **Field of Search** D6/329, 396, 419,
D6/449, 455, 491, 495, 486; D26/106,
110, 138, 153; 312/352

(56) **References Cited**

U.S. PATENT DOCUMENTS

D334,608 S	*	4/1993	Flathers	D6/495
D373,912 S	*	9/1996	Roig et al.	D6/396
D388,224 S	*	12/1997	Barry	D26/153
D389,947 S	*	1/1998	Hutton	D26/110
D417,928 S	*	12/1999	Camacho	D26/106
D433,162 S	*	10/2000	Sandlin	D25/126
D454,725 S	*	3/2002	Lanham	D6/449

OTHER PUBLICATIONS

George II Brass-Studded and Brass-Mounted Leather Coffer, Christie's New York Catalog, p. 255, Oct. 21, 1999 Auction.
George II Mahogany Pedestal, Christie's New York Catalog, p. 51, Oct. 21, 1999 Auction.

* cited by examiner

Primary Examiner—Cathron C. Brooks

(74) *Attorney, Agent, or Firm*—Womble Carlyle Sandridge & Rice, PLLC

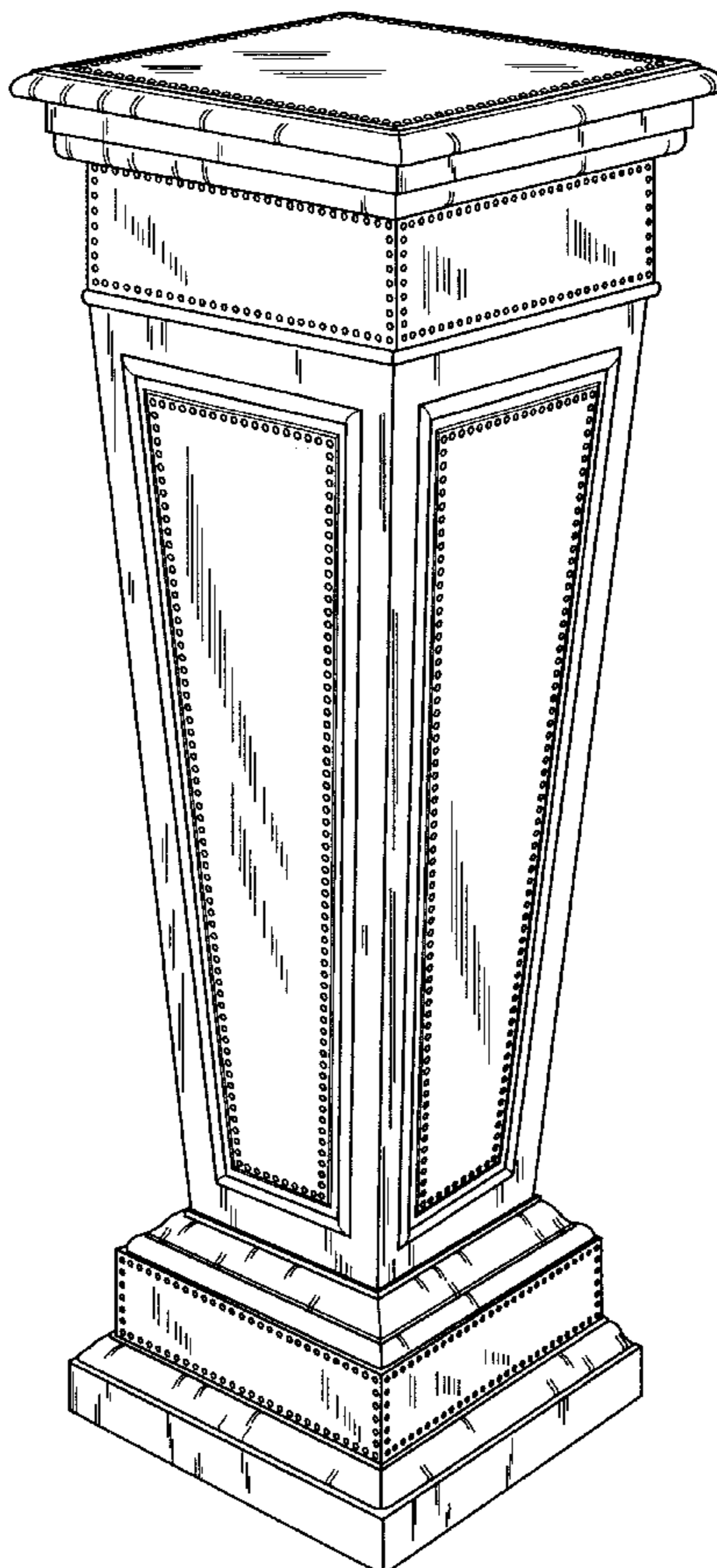
(57) **CLAIM**

The ornamental design for a pedestal, as shown and described.

DESCRIPTION

FIG. 1 is a front perspective view of a pedestal showing my new design;
FIG. 2 is a side elevational view, the opposite side and the two adjacent sides being mirror images thereof;
FIG. 3 is a top view thereof; and,
FIG. 4 is a front perspective view with a representation of a design shown in dashed lines thereof.
The bottom view is not shown and forms no parts of the claimed design. The dashed lines represent environmental elements only and form no part of the claimed design.

1 Claim, 4 Drawing Sheets



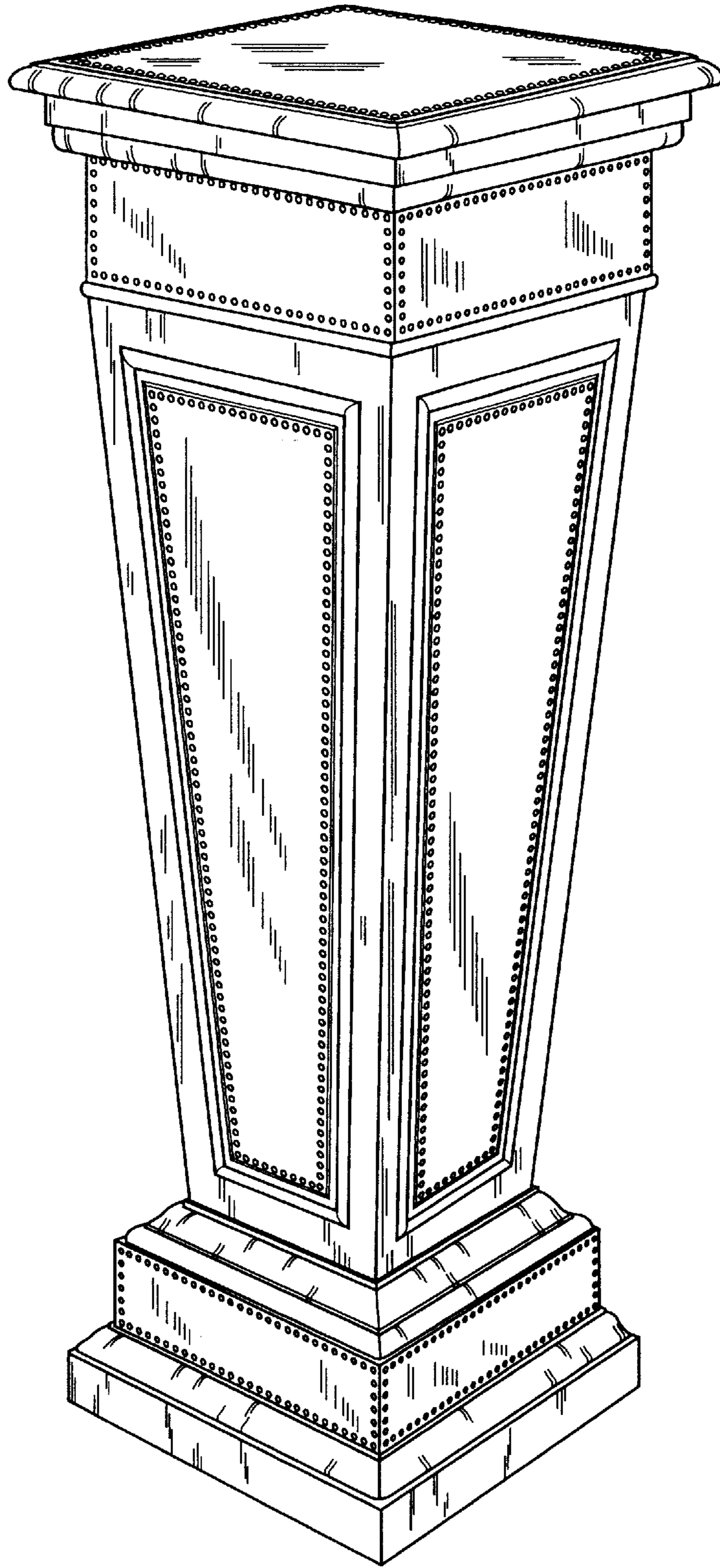


FIG. 1

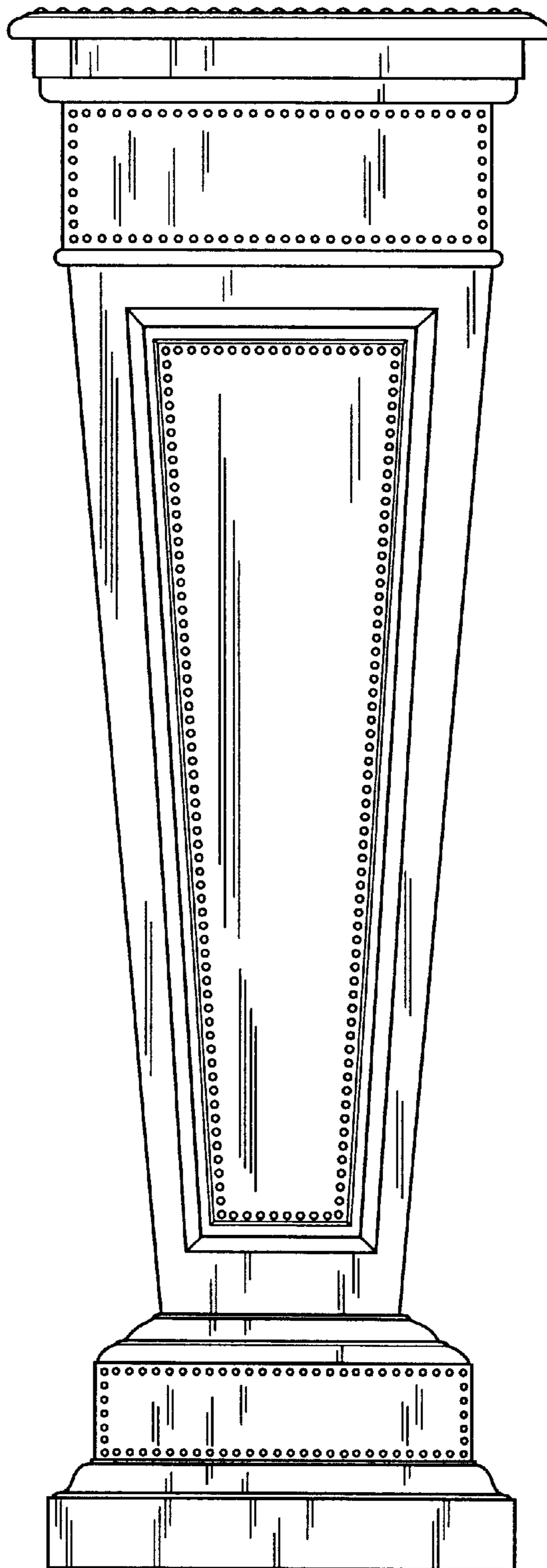


FIG. 2

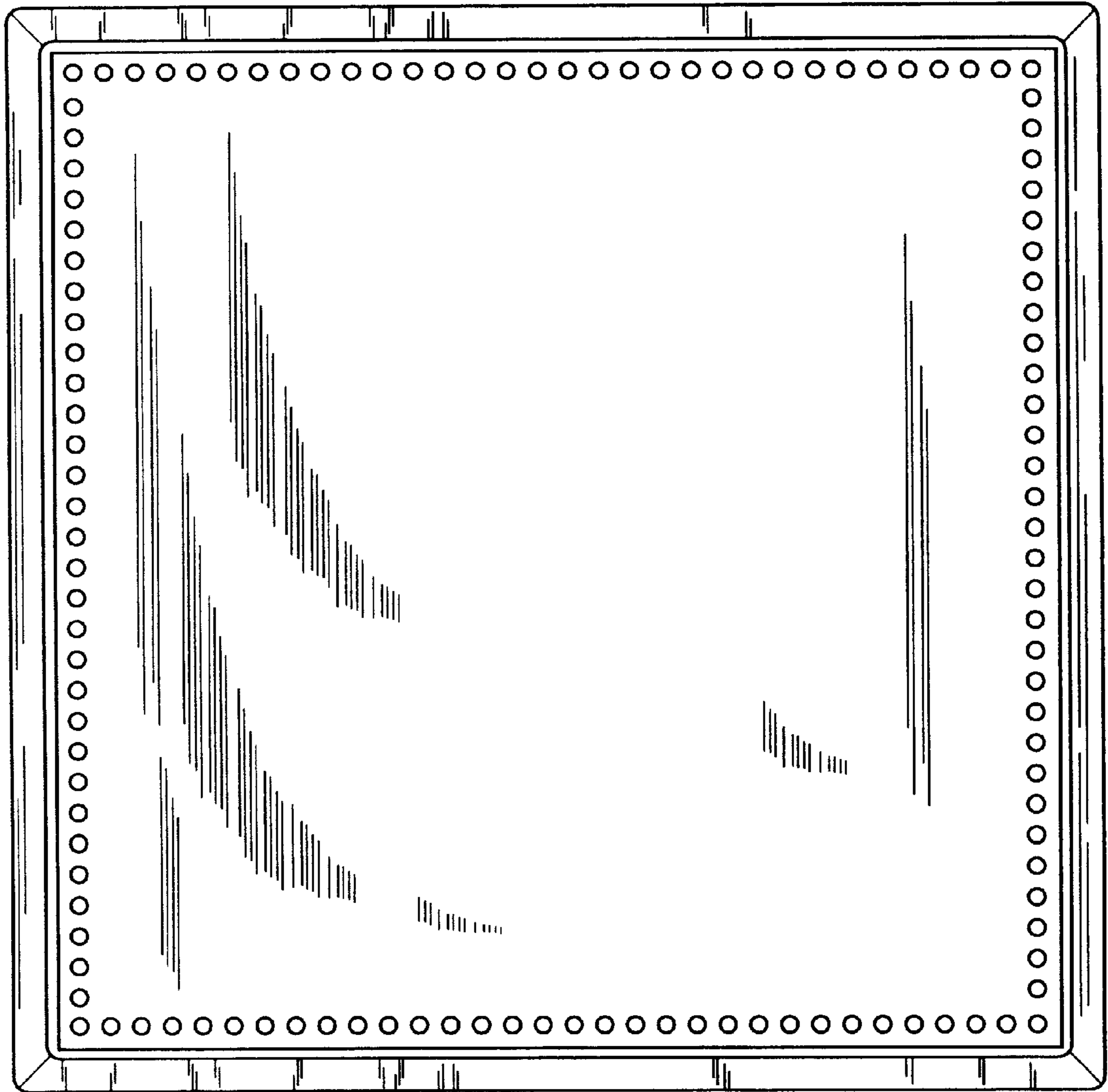


FIG. 3

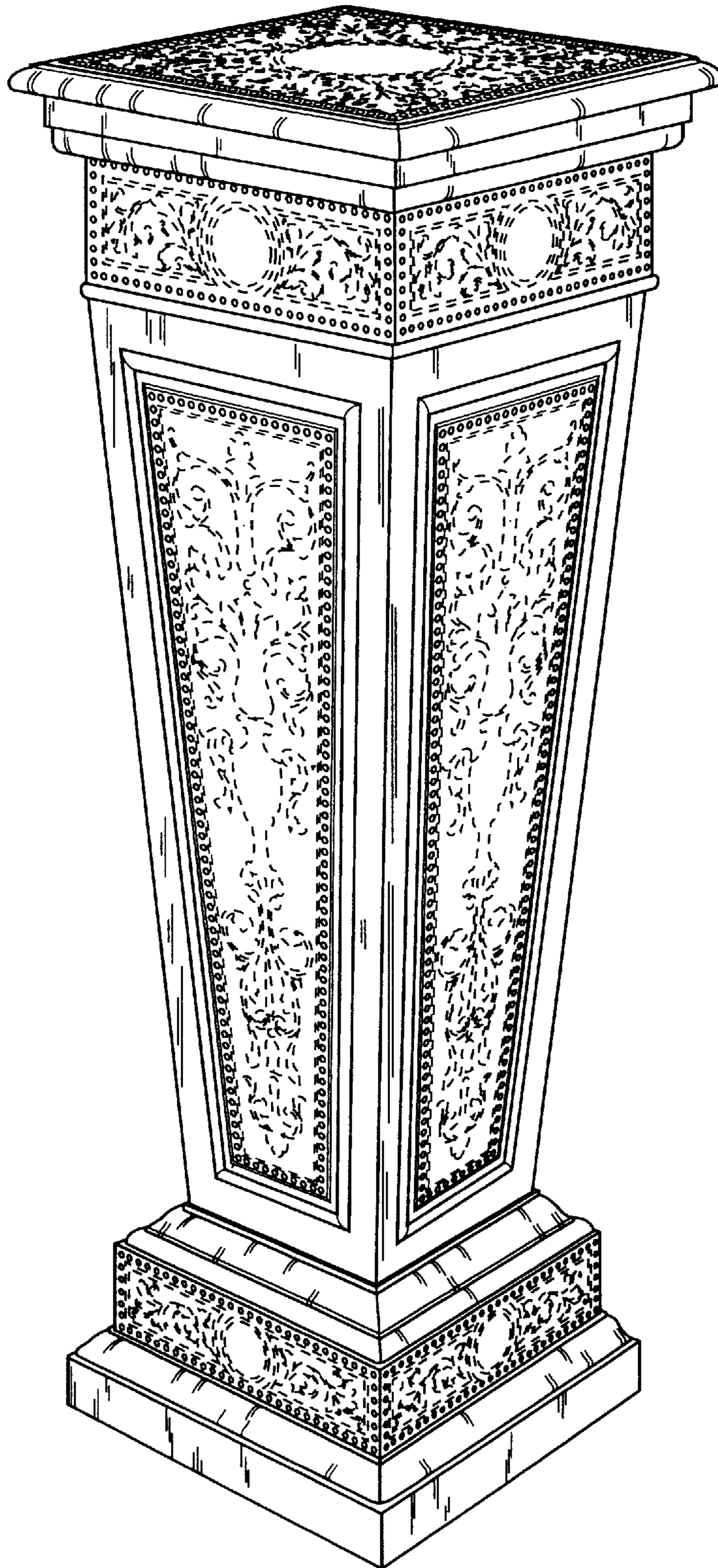


FIG. 4