



US00D468129S

(12) **United States Design Patent**
Vaaler

(10) **Patent No.:** **US D468,129 S**

(45) **Date of Patent:** **** Jan. 7, 2003**

(54) **SIDEBOARD**

(74) *Attorney, Agent, or Firm*—MacCord Mason PLLC

(75) **Inventor:** **Lawrence I. Vaaler**, Lenoir, NC (US)

(57) **CLAIM**

(73) **Assignee:** **Bernhardt, L.L.C.**, Lenoir, NC (US)

The ornamental design for a sideboard, as shown and described.

(**) **Term:** **14 Years**

(21) **Appl. No.:** **29/139,754**

DESCRIPTION

(22) **Filed:** **Apr. 5, 2001**

(51) **LOC (7) Cl.** **06-04**

FIG. 1 is a left front perspective view of a sideboard showing my new design; the top having been shown broken line boundary to indicate that the surface ornamentation of the top forms no part of the claimed design. A similarly broken line boundary on the other figures has the same significance.

(52) **U.S. Cl.** **D6/441; D6/446**

(58) **Field of Search** **D6/432-448; 312/204, 312/224**

FIG. 2 is a side perspective view, the opposite side being a mirror image thereof;

(56) **References Cited**

U.S. PATENT DOCUMENTS

- D53,457 S * 6/1919 Moskowitz D6/447
- D414,627 S * 10/1999 Cain D6/441
- D443,438 S * 6/2001 OaHare et al. D6/441

FIG. 3 is a front perspective view thereof; and,

OTHER PUBLICATIONS

Antiques, Sideboard, p. 993, May 1976.*

FIG. 4 is a top perspective view thereof.

* cited by examiner

Primary Examiner—Cathron C. Brooks

1 Claim, 4 Drawing Sheets





FIG. 1




FIG. 2




FIG. 3

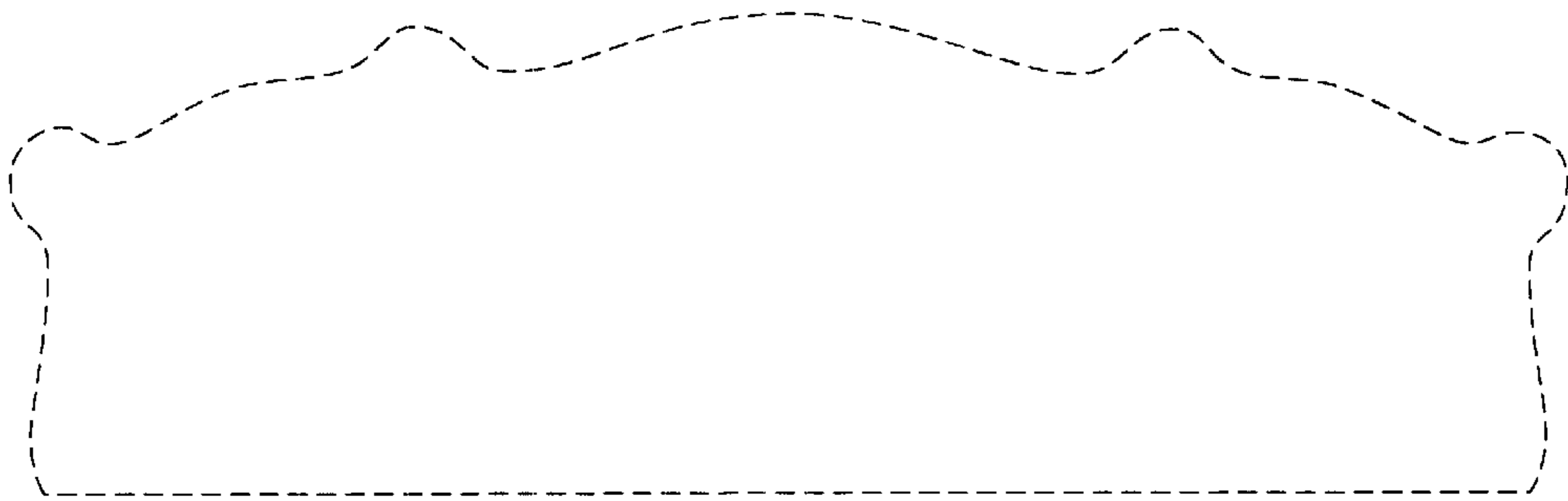


FIG. 4