



US00D468127S

(12) **United States Design Patent**  
Nunes

(10) **Patent No.:** **US D468,127 S**

(45) **Date of Patent:** **\*\* Jan. 7, 2003**

(54) **PLANT HOLDER**

(75) Inventor: **Brendon Nunes, Ajax (CA)**

(73) Assignee: **Trintec Industries, Inc., Ajax (CA)**

(\*\*) Term: **14 Years**

(21) Appl. No.: **29/160,370**

(22) Filed: **May 10, 2002**

(51) **LOC (7) Cl.** ..... **06-99**

(52) **U.S. Cl.** ..... **D6/403**

(58) **Field of Search** ..... D6/403, 404, 405,  
D6/556-558; D7/403, 704; D11/143, 144,  
148, 152, 153, 154; 47/39, 41.01, 44, 47,  
65.5, 67; 206/423; 211/106, 85.23, 85.31;  
248/27.8, 127

(56) **References Cited**

**U.S. PATENT DOCUMENTS**

D83,134 S \* 1/1931 Scott et al. .... D6/403  
D88,583 S \* 12/1932 Scott et al. .... D6/405  
D95,710 S \* 5/1935 Scott et al. .... D6/404

D96,418 S \* 7/1935 Scott et al. .... D6/403

\* cited by examiner

*Primary Examiner*—Doris V. Coles

*Assistant Examiner*—Mimosa De

(74) *Attorney, Agent, or Firm*—Bereskin and Parr

(57) **CLAIM**

The ornamental design for a plant holder, as described and shown.

**DESCRIPTION**

FIG. 1 is a perspective view from the front and one side of the plant holder;

FIG. 2 is a front elevation view of the plant holder of FIG. 1;

FIG. 3 is a rear elevation view of the plant holder of FIG. 1;


FIG. 4 is a side elevation view of the plant holder of FIG. 1;

FIG. 5 is a top plan view of the plant holder of FIG. 1; and,

FIG. 6 is a perspective view showing a use of the plant holder of FIG. 1.

The broken line showing of a plant and a pot in FIG. 6 is for illustrative purposes only and forms no part of the claimed design.

**1 Claim, 6 Drawing Sheets**



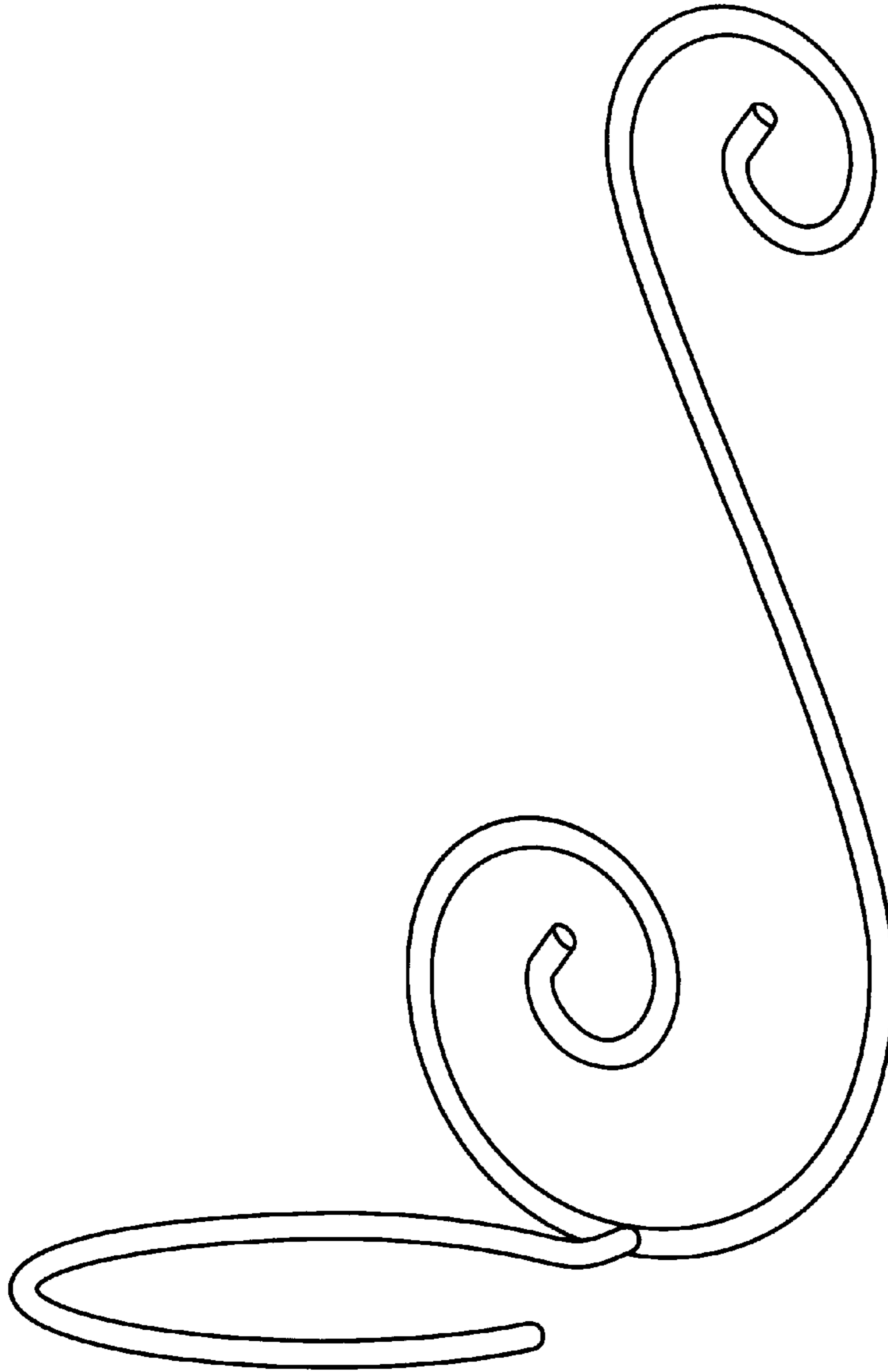


FIG. 1

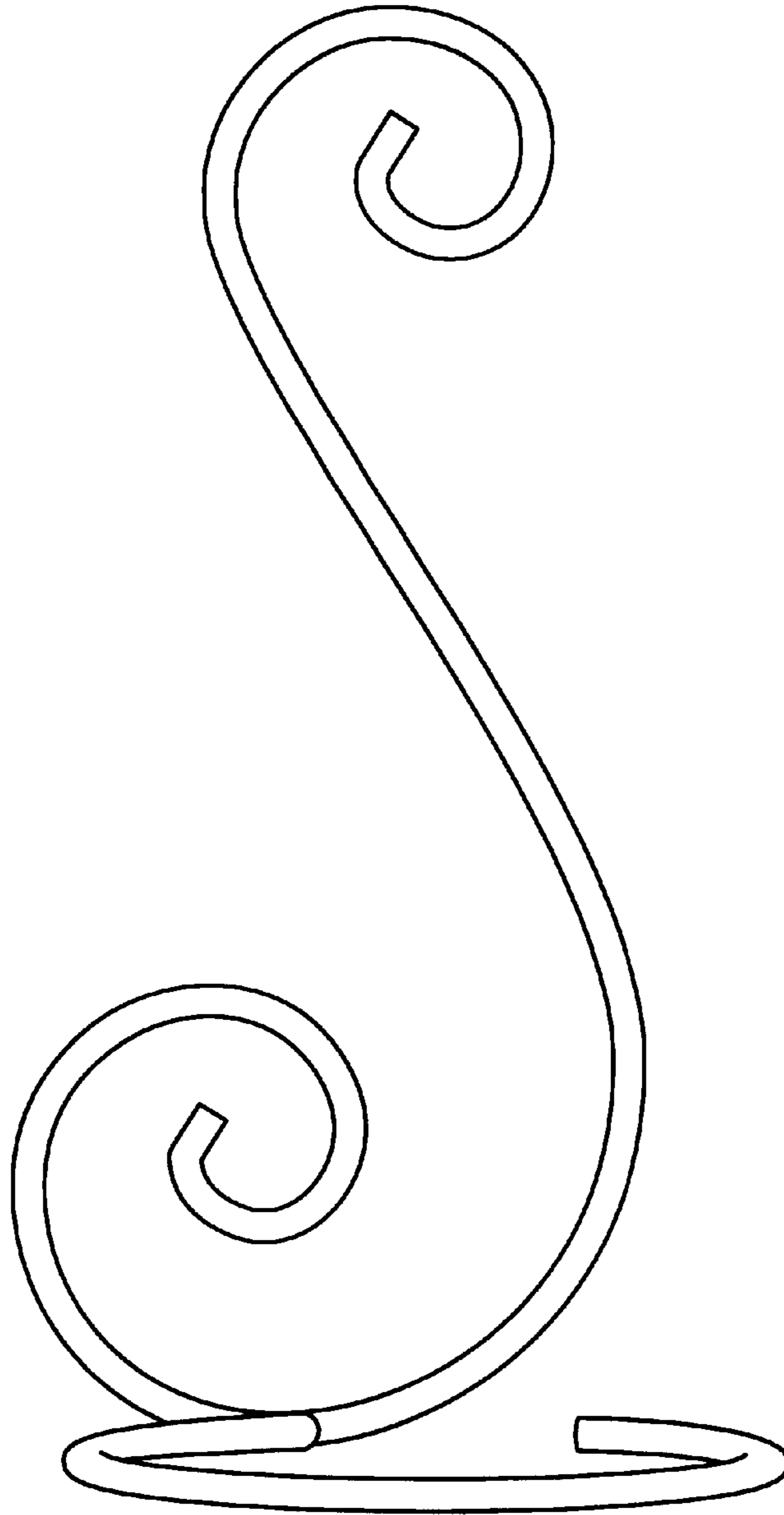


FIG. 2

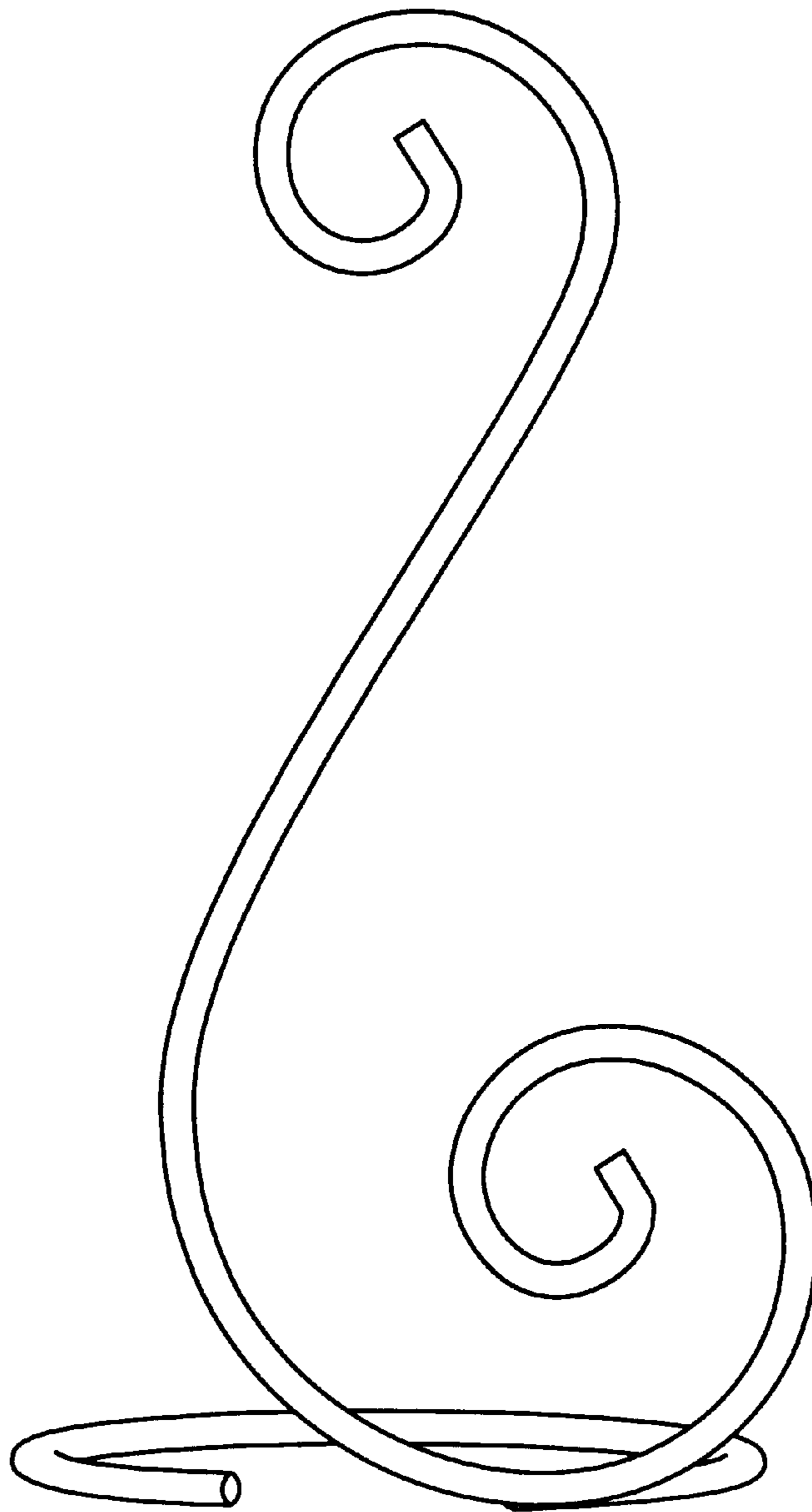


FIG. 3




FIG. 4

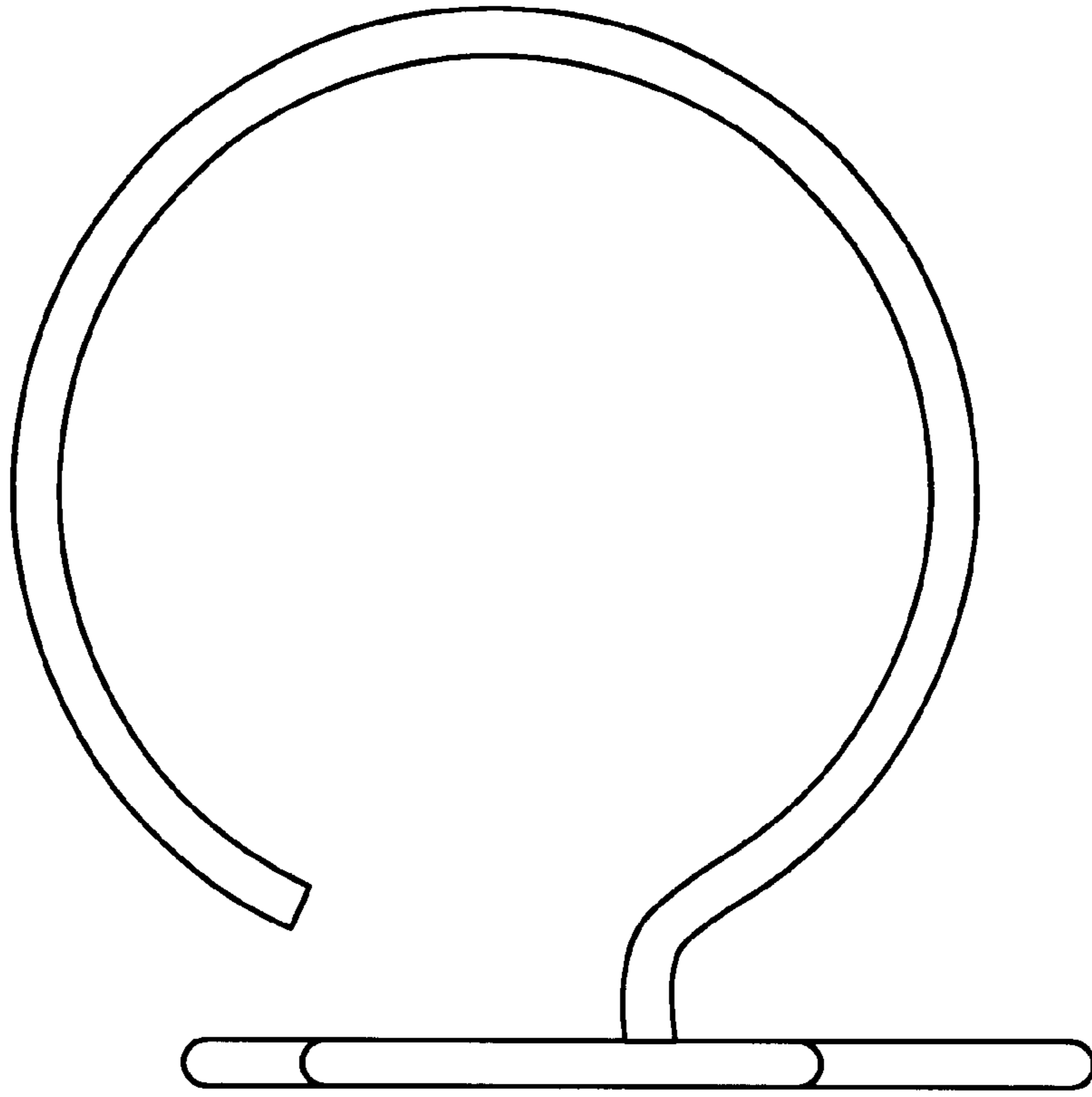


FIG. 5




FIG. 6