



US00D468103S

(12) **United States Design Patent**
Chen

(10) **Patent No.:** **US D468,103 S**

(45) **Date of Patent:** **** Jan. 7, 2003**

(54) **PROTECTIVE CORNER STRIP FOR A SUITCASE**

(76) **Inventor:** **Wei Chih Chen**, 11F-2 No.43. Chai-1 Street, Taichung City (TW)

(**) **Term:** **14 Years**

(21) **Appl. No.:** **29/148,591**

(22) **Filed:** **Sep. 24, 2001**

(51) **LOC (7) Cl.** **03-99**

(52) **U.S. Cl.** **D3/322**

(58) **Field of Search** D3/318, 321-322, D3/232-233, 254, 256, 226, 272, 274, 276, 278-279, 283, 285-286, 289-293; 190/37, 100, 124, 126-127; 150/128, 130; 383/107-108, 119

(56) **References Cited**

U.S. PATENT DOCUMENTS

- 2,263,467 A * 11/1941 Medoff 190/126 X
- 2,471,612 A * 5/1949 Freeman 190/126
- 4,163,484 A * 8/1979 Delaney 190/37 X

- 4,383,142 A * 5/1983 Kaneko 19/126
- 4,932,506 A * 6/1990 Kim 150/128 X
- 6,035,982 A * 3/2000 Wei-Chih 190/37
- D442,784 S * 5/2001 Chen D3/322

* cited by examiner

Primary Examiner—Catherine R. Oliver
Assistant Examiner—Robert A. Delehanty
(74) *Attorney, Agent, or Firm*—Charles E. Baxley


(57) **CLAIM**

The ornamental design for a protective corner strip for a suitcase, as shown and described.

DESCRIPTION

FIG. 1 is a front-right-top perspective view of a protective corner strip for a suitcase, showing my new design; FIG. 2 is a front elevational view thereof; FIG. 3 is a rear elevational view thereof; FIG. 4 is a right elevational view thereof (the left side being a mirror image thereof); FIG. 5 is a bottom plan view thereof; and, FIG. 6 is a top plan view thereof.

1 Claim, 2 Drawing Sheets



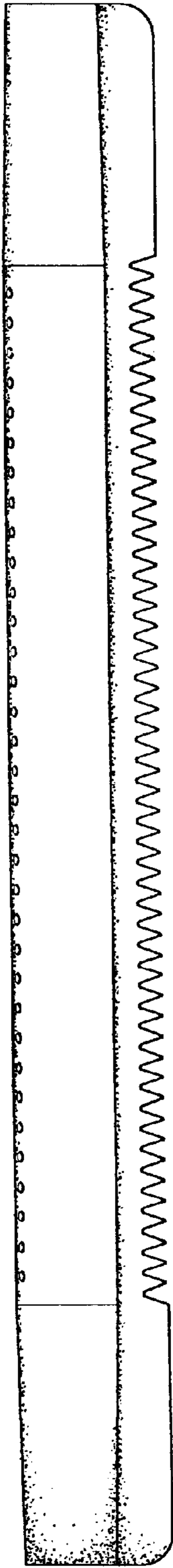


FIG. 4




FIG. 1




FIG. 2

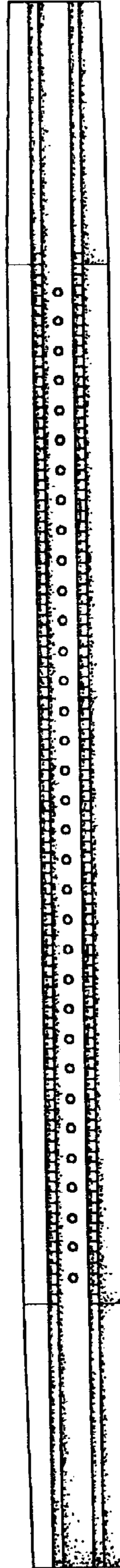


FIG. 3




FIG. 5

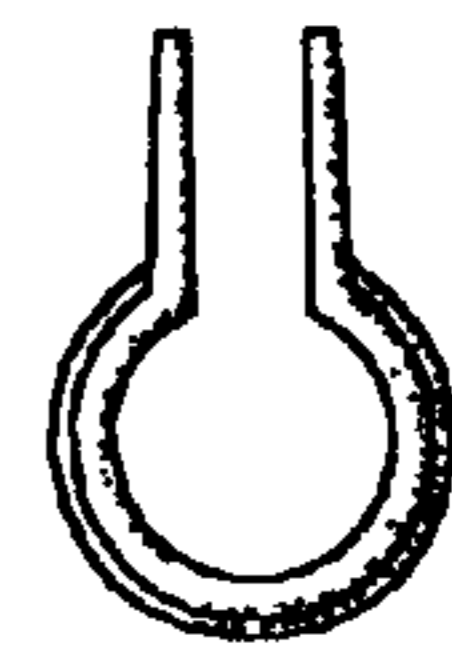


FIG. 6