



US00D468101S

(12) **United States Design Patent**  
**Hassett**

(10) **Patent No.:** **US D468,101 S**

(45) **Date of Patent:** **\*\* Jan. 7, 2003**

(54) **CASE FOR A DIGITAL VIDEO DISC PLAYER AND ACCESSORIES**

*Primary Examiner*—Philip S. Hyder  
(74) *Attorney, Agent, or Firm*—Sheridan Ross P.C.

(75) **Inventor:** **Eric S. Hassett**, Golden, CO (US)

(57) **CLAIM**

(73) **Assignee:** **Case Logic, Inc.**, Longmont, CO (US)

The ornamental design for a case for a digital video disc player and accessories, shown and described.

(\*\*) **Term:** **14 Years**

**DESCRIPTION**

(21) **Appl. No.:** **29/155,201**

FIG. 1 is a front perspective view of a case for a digital video disc player and accessories showing my new design;

(22) **Filed:** **Feb. 4, 2002**

FIG. 2 is a front perspective view of the invention illustrated in FIG. 1, shown in an open position;

(51) **LOC (7) Cl.** ..... **03-01**

(52) **U.S. Cl.** ..... **D3/283; D3/285; D3/287**

FIG. 3 is a front elevation view of the invention illustrated in FIG. 1;

(58) **Field of Search** ..... D3/273, 276, 283, D3/284, 285, 287, 289, 290; 190/100, 109, 112, 113, 114, 115; 206/320

FIG. 4 is a rear elevation view of the invention illustrated in FIG. 1;

(56) **References Cited**

**U.S. PATENT DOCUMENTS**

D360,978 S	*	8/1995	Willard et al.	.....	D3/276
D380,612 S	*	7/1997	Kelley et al.	.....	D3/276
D399,056 S	*	10/1998	Tawil	.....	D3/283
5,938,096 A	*	8/1999	Sauer et al.	.....	190/109
D417,782 S	*	12/1999	Tawil	.....	D3/283
D420,797 S	*	2/2000	Kofford	.....	D3/276
D441,533 S	*	5/2001	Tawil	.....	D3/276
D445,252 S	*	7/2001	Klamm	.....	D3/276

FIG. 5 is a right elevation view of the invention illustrated in FIG. 1;

FIG. 6 is a left elevation view of the invention illustrated in FIG. 1;

FIG. 7 is a top plan view of the invention illustrated in FIG. 1; and,

FIG. 8 is a bottom plan view of the invention illustrated in FIG. 1.

The broken line portions of FIG. 2 are for illustrative purposes only and form no part of the claimed design.

\* cited by examiner

**1 Claim, 5 Drawing Sheets**





FIG. 1

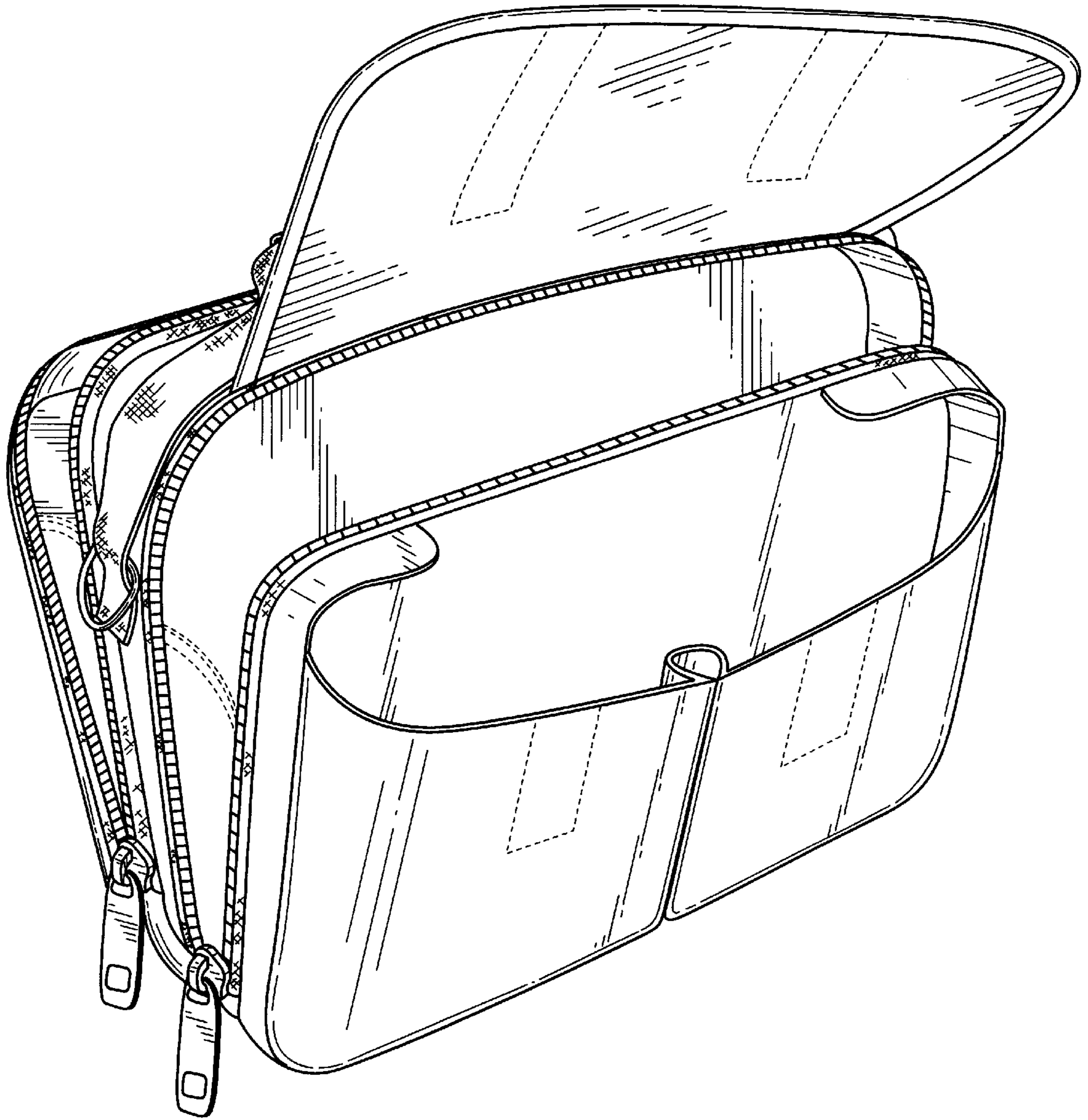


FIG.2

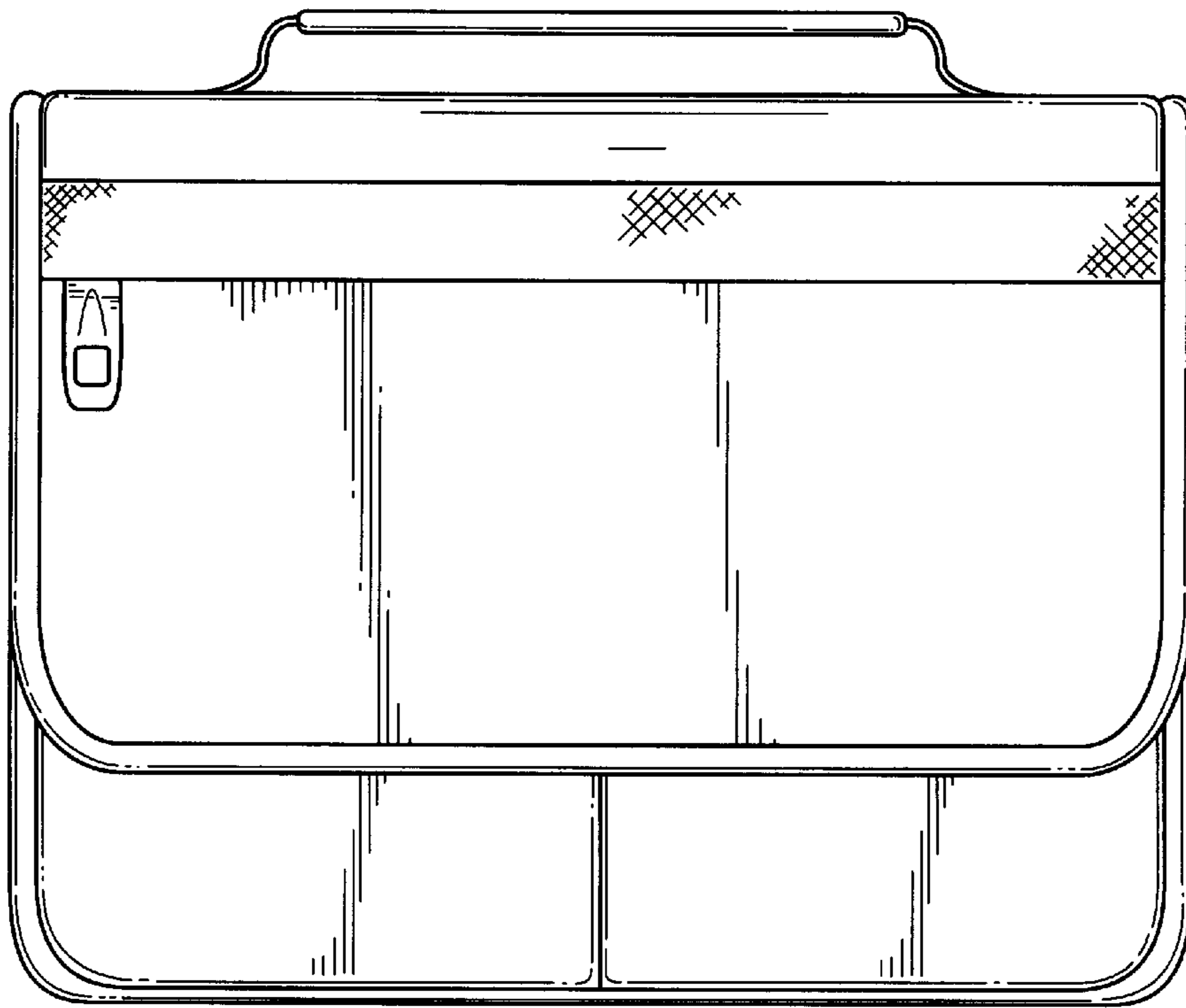


FIG.3

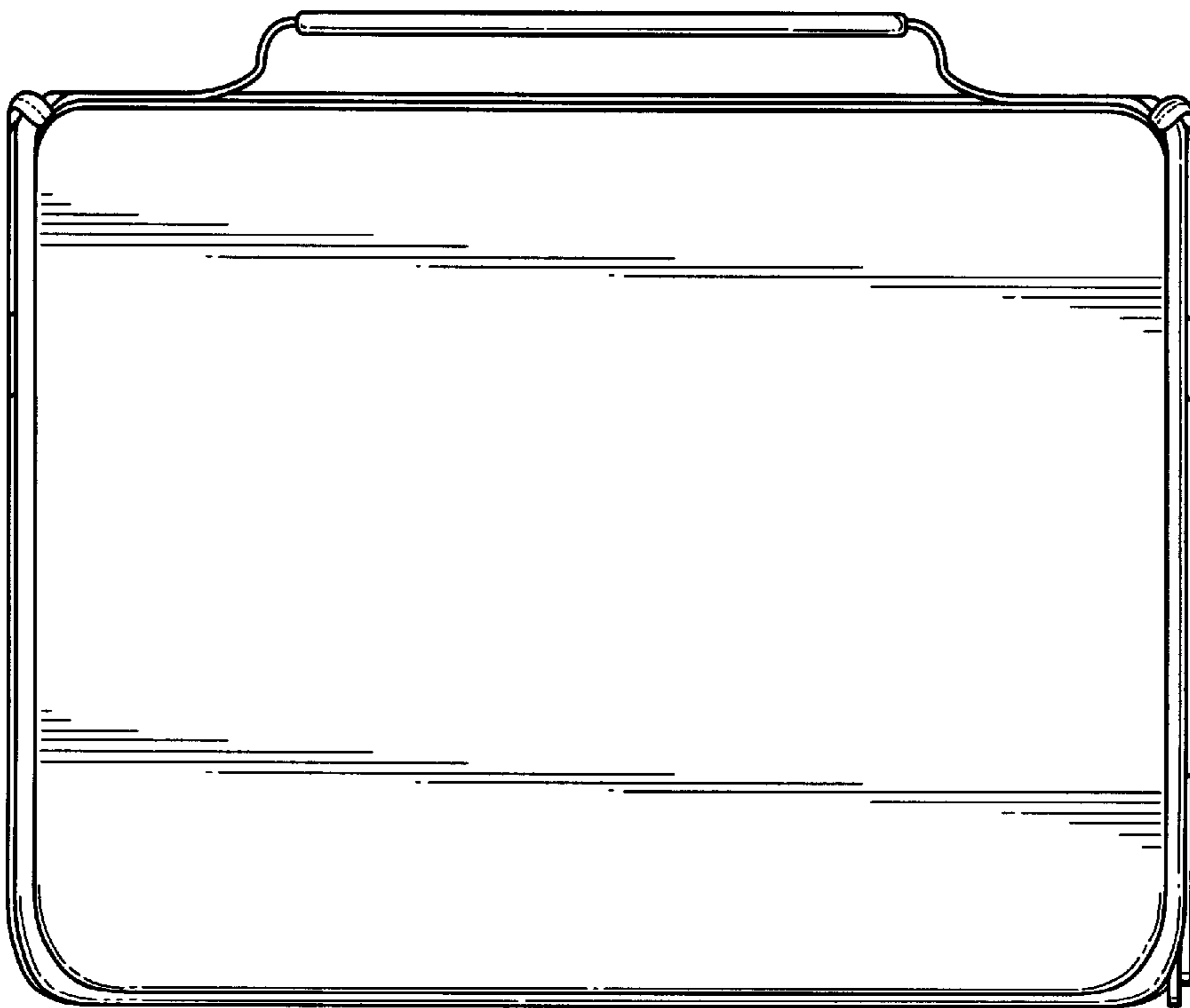


FIG.4



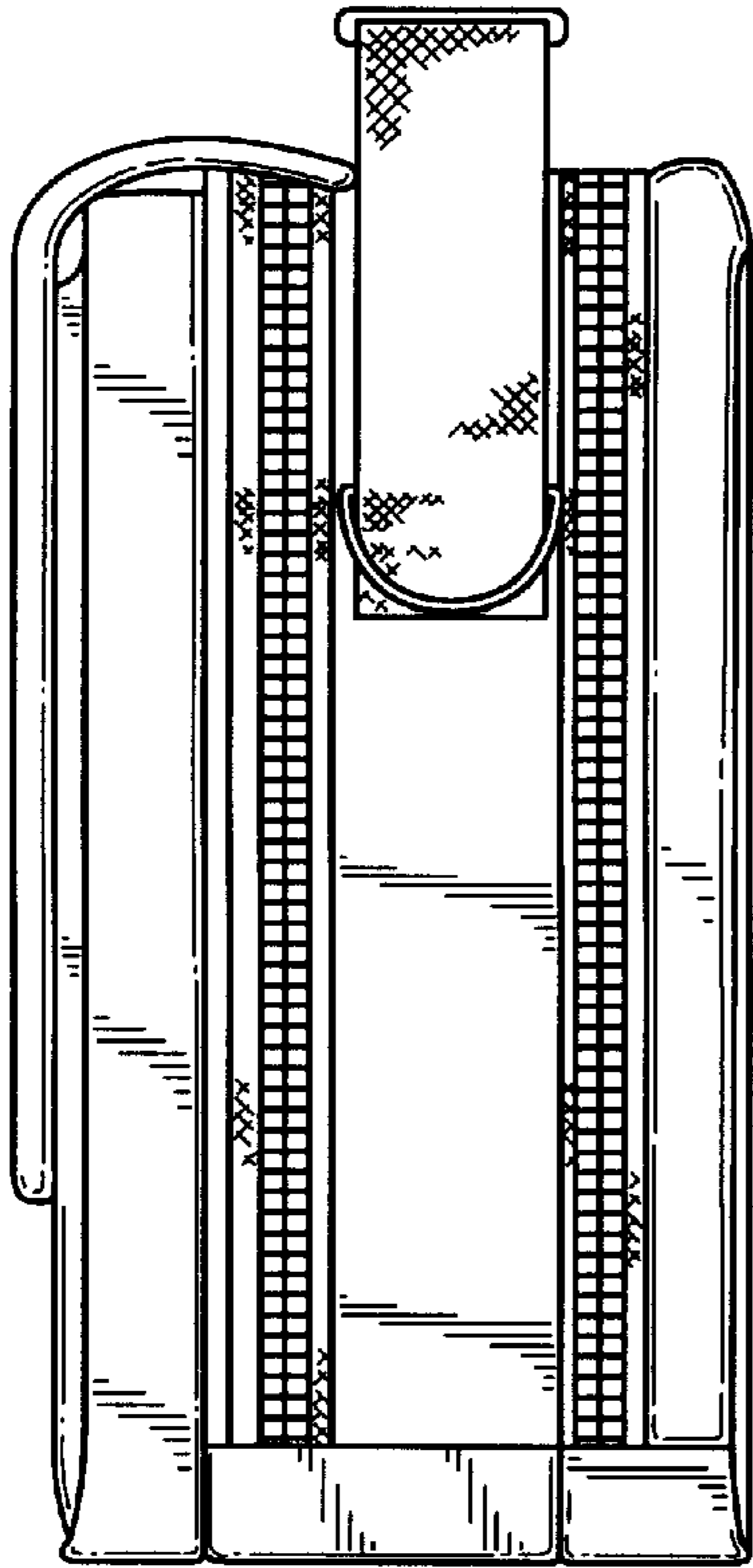


FIG. 5

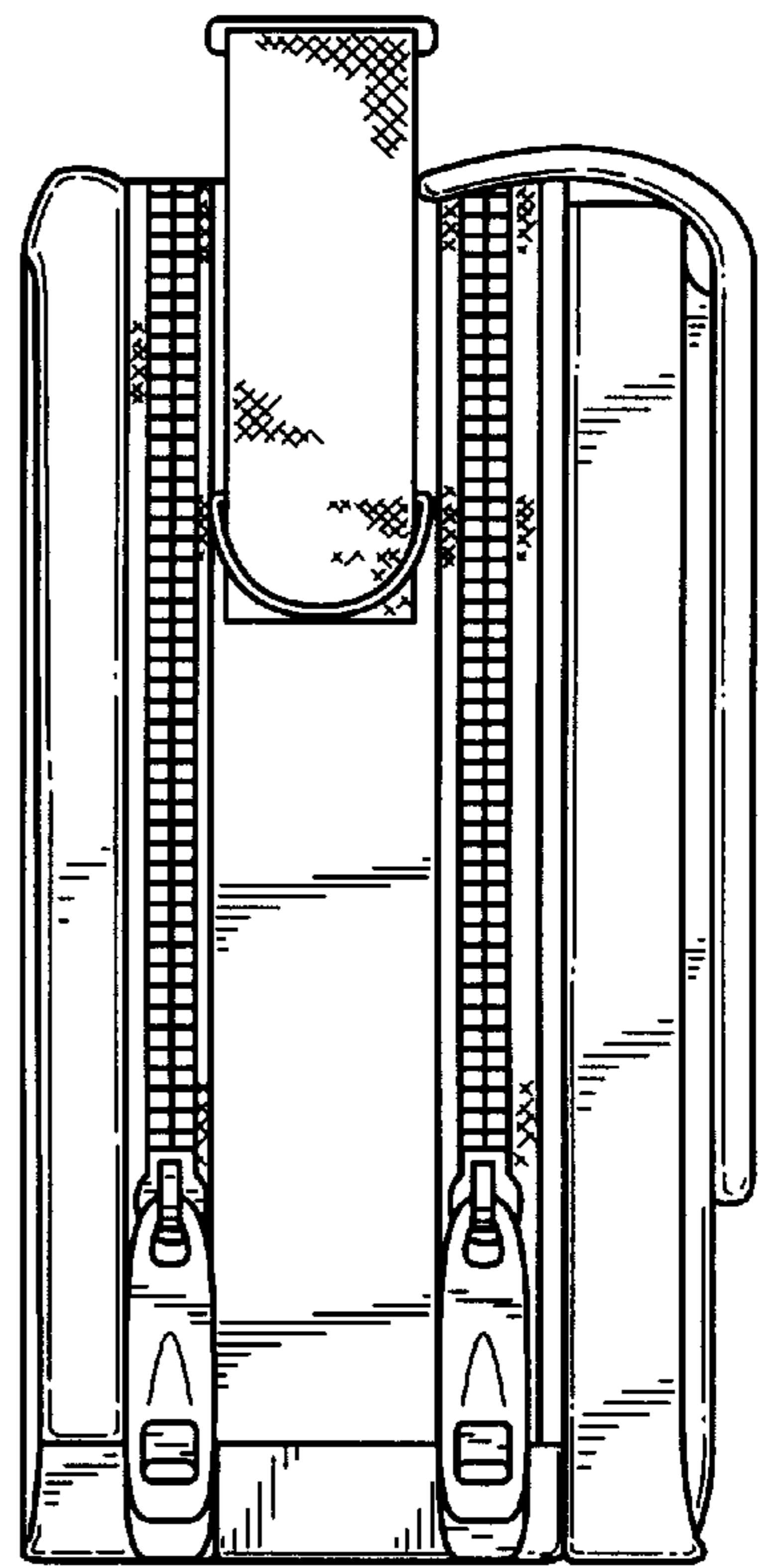


FIG. 6

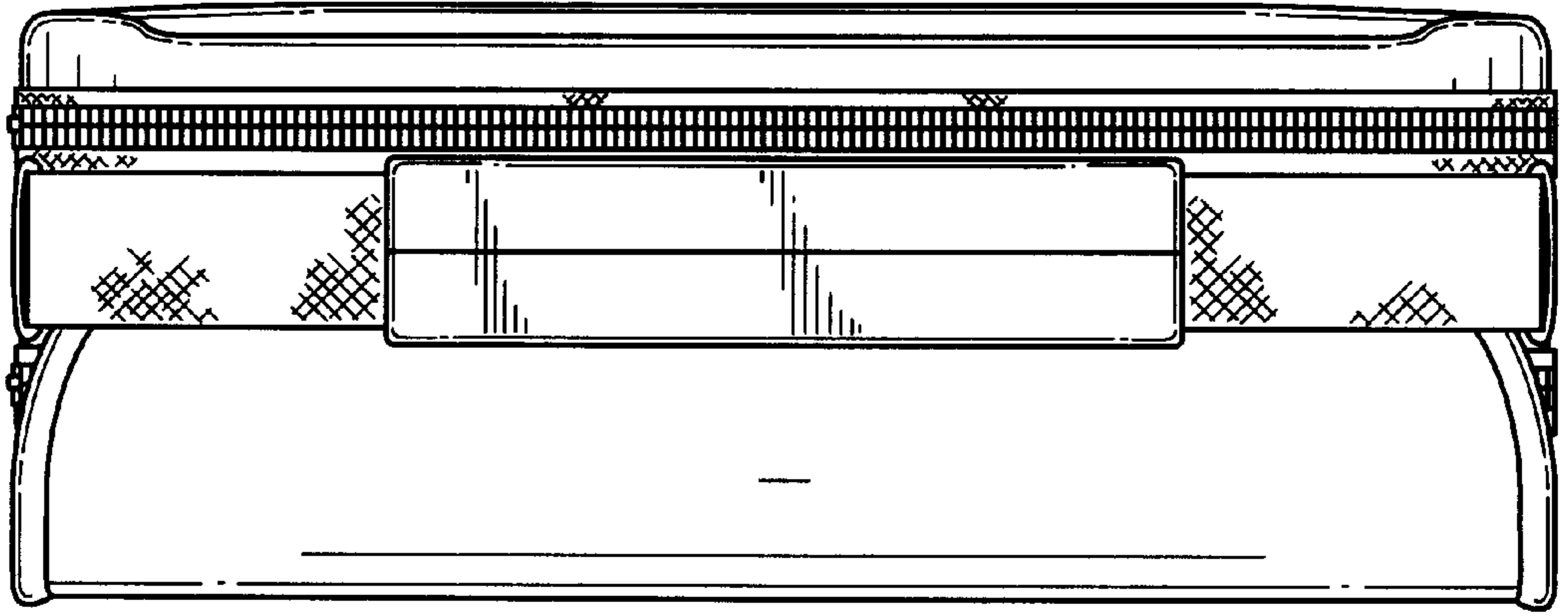


FIG. 7




FIG. 8