



US00D468081S

(12) **United States Design Patent**  
**Recchi et al.**

(10) **Patent No.:** **US D468,081 S**

(45) **Date of Patent:** **\*\* Jan. 7, 2003**

(54) **SHOE SOLE**

(75) Inventors: **Mark Recchi**, St. Lancaster, OH (US);  
**Allen Sheets**, Albany, OH (US)

(73) Assignee: **Rocky Shoes & Boots, Inc.**,  
Nelsonville, OH (US)

(\*\*) Term: **14 Years**

(21) Appl. No.: **29/156,254**

(22) Filed: **Feb. 26, 2002**

(51) **LOC (7) Cl.** ..... **02-04**

(52) **U.S. Cl.** ..... **D2/954; D2/956**

(58) **Field of Search** ..... D2/946-948, 951-962,  
D2/967, 972, 977; 36/7.3, 7.5, 14, 25 R,  
32 R, 3 B, 59 R

(56) **References Cited**

**U.S. PATENT DOCUMENTS**

- 1,490,107 A \* 4/1924 Hale
- 2,090,881 A \* 8/1937 Wilson
- 3,988,840 A \* 11/1976 Minihane ..... 36/32 R
- 4,085,527 A \* 4/1978 Riggs ..... 36/114
- D263,518 S \* 3/1982 Cohen ..... D2/954
- D275,147 S \* 8/1984 Phillipott ..... D2/954
- D278,382 S \* 4/1985 Chen ..... D2/955
- 4,931,773 A \* 6/1990 Rosen ..... 340/573
- D321,589 S \* 11/1991 Merk et al. .... D2/954

- 5,799,413 A \* 9/1998 Argyris ..... 36/43
- D399,343 S \* 10/1998 Egelja et al. .... D2/952
- D408,976 S \* 5/1999 Shanks, Jr. et al. .... D2/956
- D437,676 S \* 2/2001 Ferrer ..... D2/954
- D439,731 S \* 4/2001 Pawlus ..... D2/956
- D441,945 S \* 5/2001 Della Valle ..... D2/956
- D442,767 S \* 5/2001 Della Valle ..... D2/954
- D443,975 S \* 6/2001 Della Valle ..... D2/956
- D446,635 S \* 8/2001 Pollastrelli ..... D2/954
- D459,577 S \* 7/2002 McClaskie ..... D2/955

\* cited by examiner

*Primary Examiner*—Celia Murphy

(74) *Attorney, Agent, or Firm*—Porter, Wright, Morris & Arthur LLP

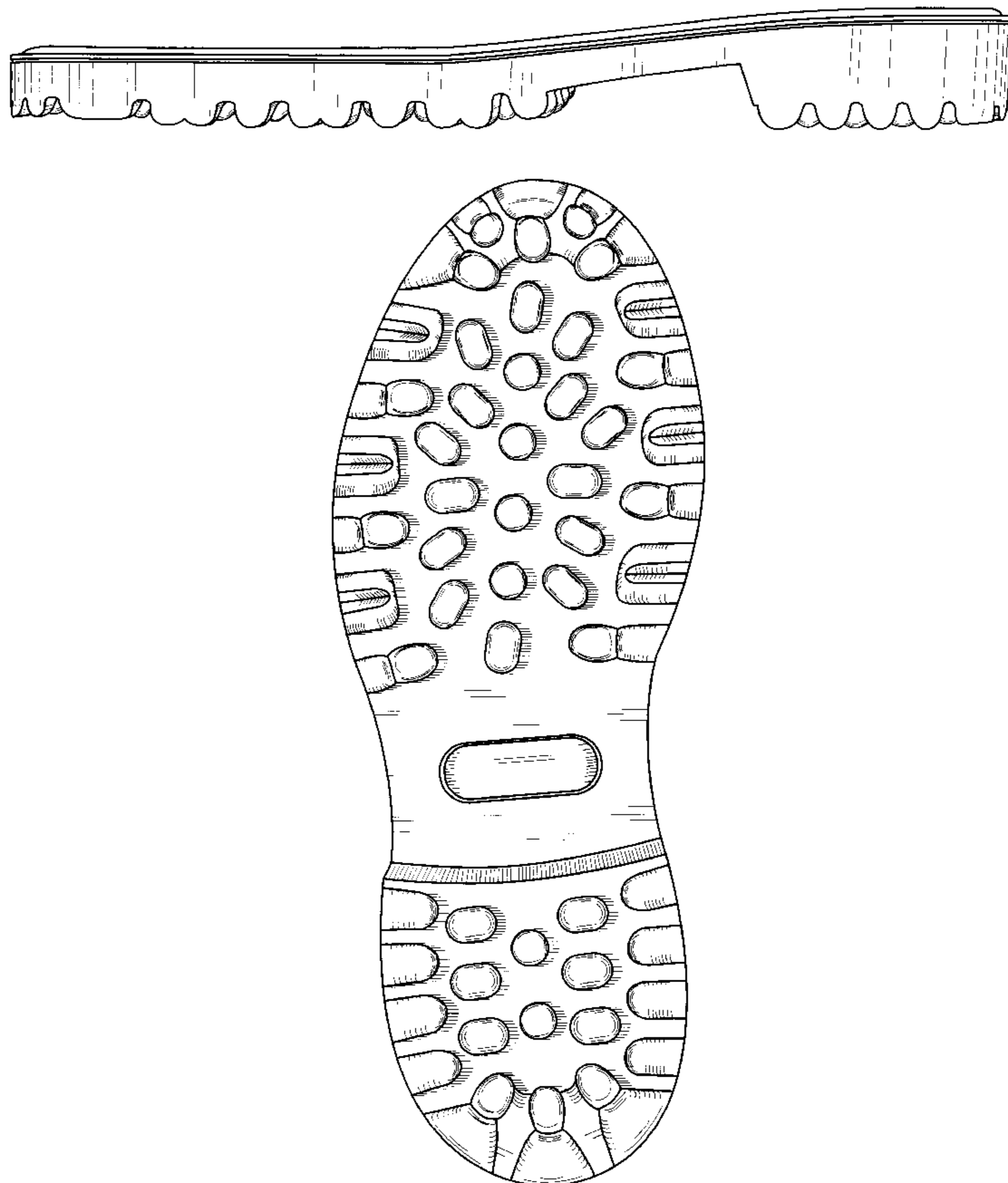
(57) **CLAIM**

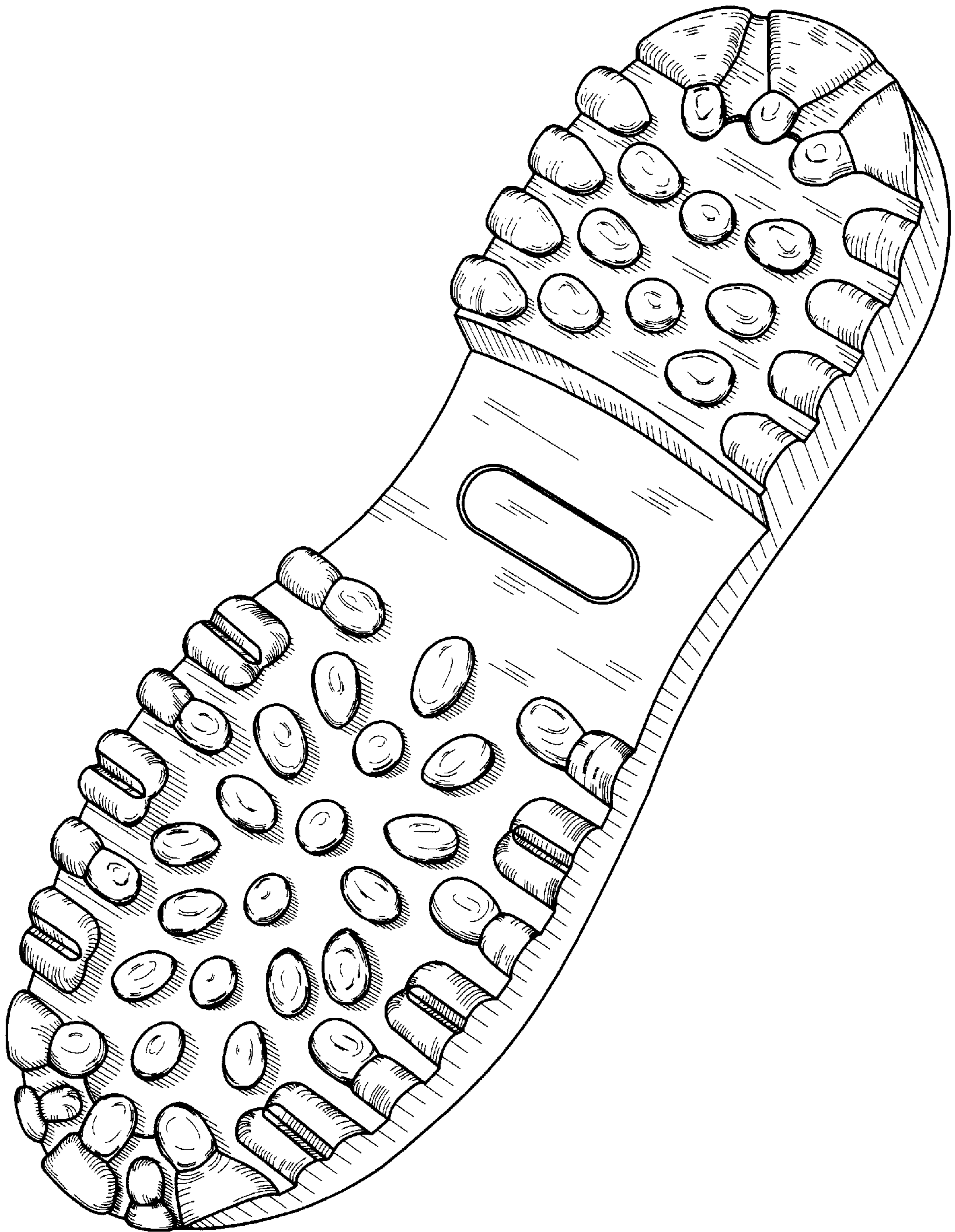
The ornamental design of a shoe sole, as shown and described.

**DESCRIPTION**

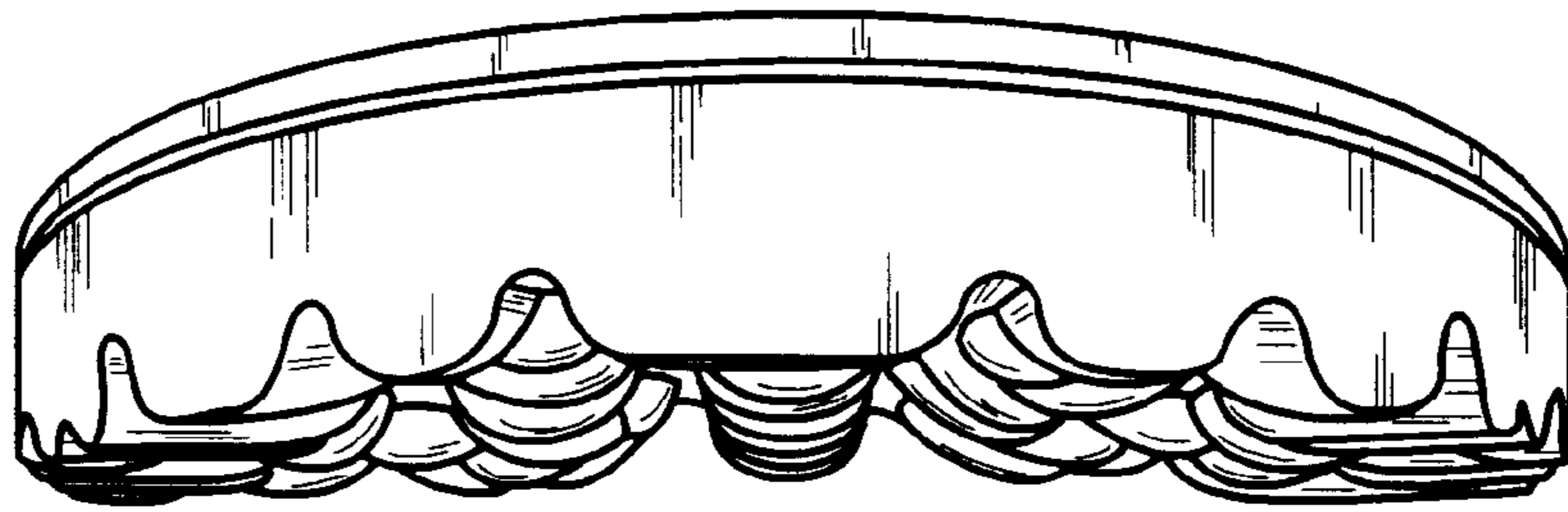
FIG. 1 is a perspective view of a shoe sole showing our new design;  
 FIG. 2 is a front elevational view thereof;  
 FIG. 3 is a rear elevational view thereof;  
 FIG. 4 is a right side elevational view thereof;  
 FIG. 5 is a left side elevational view thereof; and,  
 FIG. 6 is a top plan view thereof.

**1 Claim, 4 Drawing Sheets**

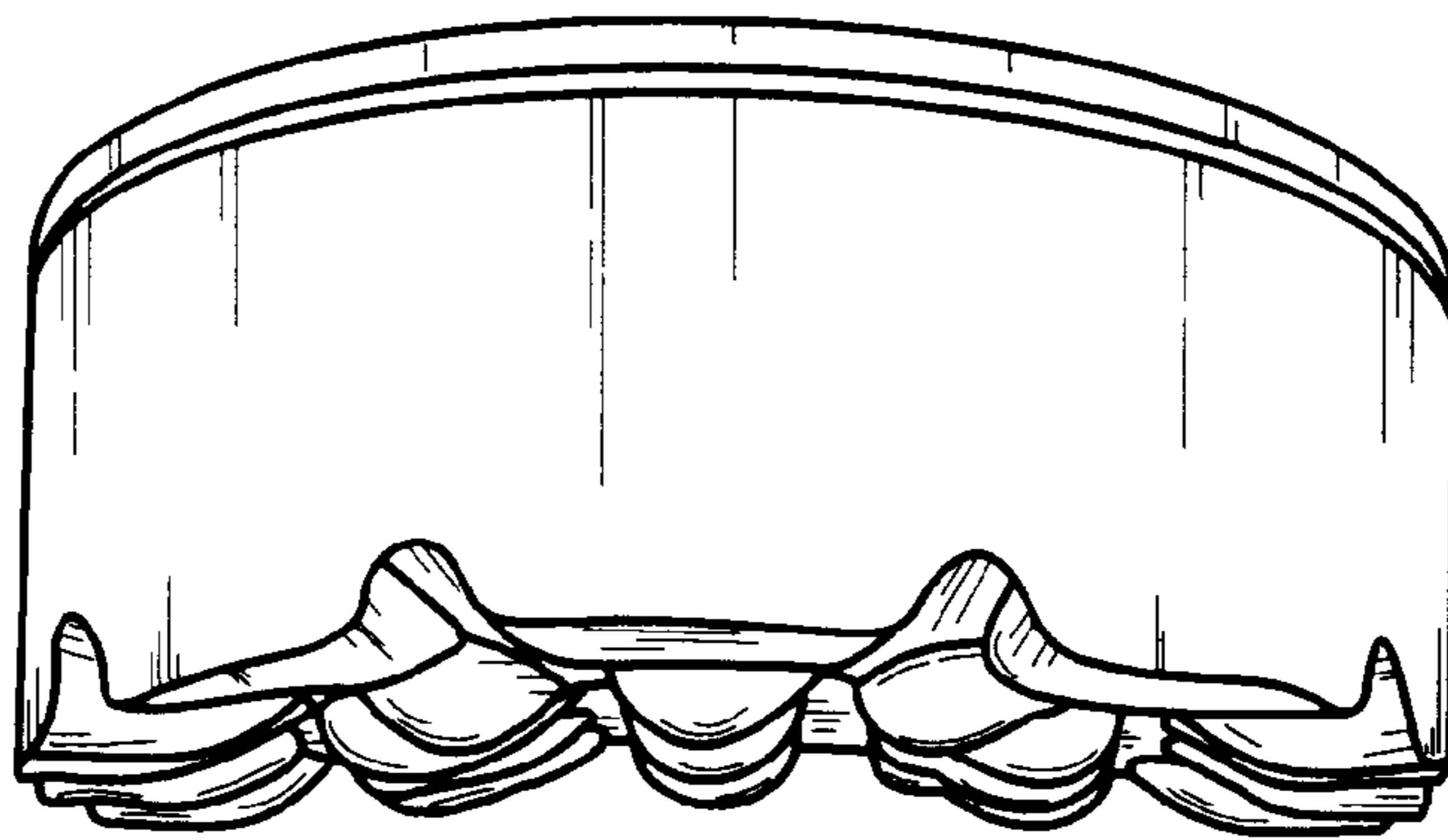




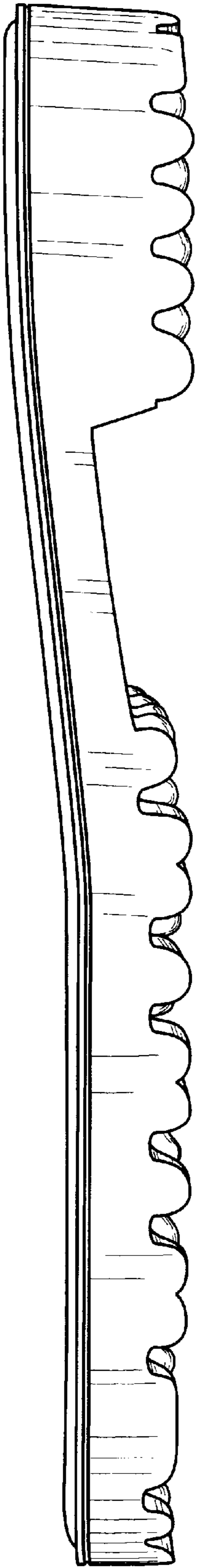
*Fig. 1*



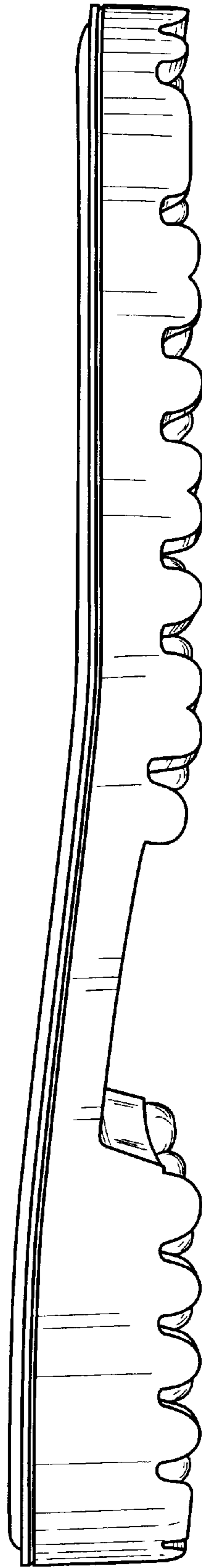
*Fig. 2*



*Fig. 3*

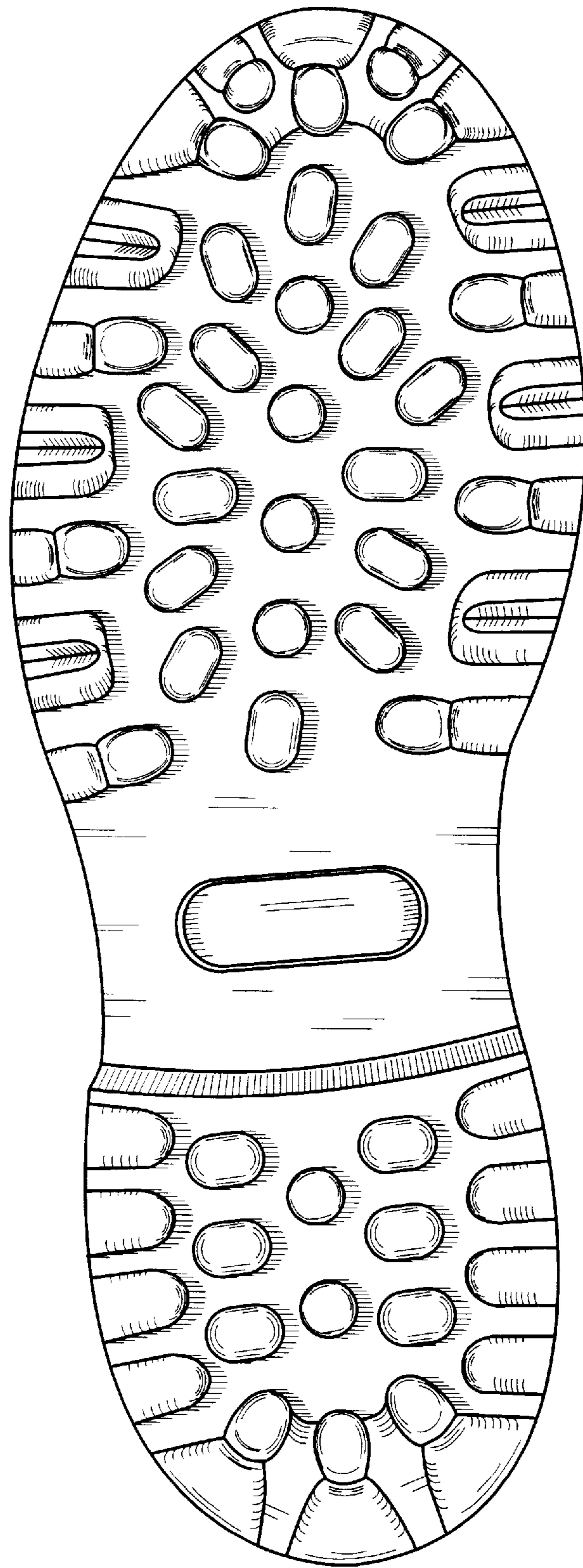


*Fig. 4*



*Fig. 5*





*Fig. 6*