



US00D468079S

(12) **United States Design Patent**
DeGrand et al.

(10) **Patent No.:** **US D468,079 S**

(45) **Date of Patent:** **** Jan. 7, 2003**

(54) **PORTION OF SHOE SOLE**

(75) Inventors: **Pete DeGrand**, Lawrence, KS (US);
Chwei-Chyi Tsai, Taipei (TW)

(73) Assignee: **Payless Shoesource, Inc.**, Topeka, KS
(US)

(**) Term: **14 Years**

(21) Appl. No.: **29/149,801**

(22) Filed: **Oct. 16, 2001**

(51) **LOC (7) Cl.** **02-04**

(52) **U.S. Cl.** **D2/951; D2/947; D2/952;**
D2/954; D2/957; D2/960

(58) **Field of Search** D2/900, 902, 904,
D2/908, 909, 911, 912, 914, 916, 920,
946-948, 951-962, 967, 972, 977; 36/7.6,
7.7, 25 R, 30 R, 31, 59 C, 59 R, 67 B,
67 D, 67 R, 72 R, 114, 127, 129, 131,
132, 134, 135

(56) **References Cited**

U.S. PATENT DOCUMENTS

82,647 A	*	9/1868	Shepard	
D15,185 S	*	8/1884	Brooks	
306,650 A	*	10/1884	Simonds	
354,693 A	*	12/1886	Dick	
D84,646 S	*	7/1931	Murray	
D329,132 S	*	9/1992	Ostberg	D2/958
D343,052 S	*	1/1994	Novy	D2/953
D356,665 S	*	3/1995	Lucarelli	D2/953
D356,674 S	*	3/1995	Lucarelli	D2/964
5,655,314 A	*	8/1997	Petracci	36/3 B

D389,297 S	*	1/1998	Adam	D2/962
D392,446 S	*	3/1998	Fogg	D2/954
D395,156 S	*	6/1998	Adam	D2/947
D399,998 S	*	10/1998	Finn	D2/960
D408,975 S	*	5/1999	Lotti	D2/955
D412,394 S	*	8/1999	Loveder	D2/959
D414,022 S	*	9/1999	Lozano	D2/956
D421,831 S	*	3/2000	McDowell	D2/953
D422,781 S	*	4/2000	McCourt	D2/957
D459,062 S	*	6/2002	Pollastrelli	D2/953

* cited by examiner

Primary Examiner—Celia Murphy

(74) *Attorney, Agent, or Firm*—Lathrop & Gage LC

(57) **CLAIM**

The ornamental design for a portion of shoe sole, as shown and described.

DESCRIPTION

FIG. 1 is a bottom perspective view of a portion of shoe sole showing our new design; the black irregular outline being understood to represent a boundary between claimed and unclaimed subject matter, but not forming a part of the design;

FIG. 2 is an enlarged fragmentary perspective view of a portion of FIG. 1 showing the details of the traction cleats; FIG. 3 is a bottom plan view of FIG. 2; and, FIG. 4 is a right side elevational view of FIG. 3, the left side being a mirror image.

The fine, uneven broken lines showing the remainder of the shoe in FIG. 1; and the broken lines in the enlarged fragmentary views, illustrate the environment in which the design resides, but forms no part of the claim.

1 Claim, 2 Drawing Sheets

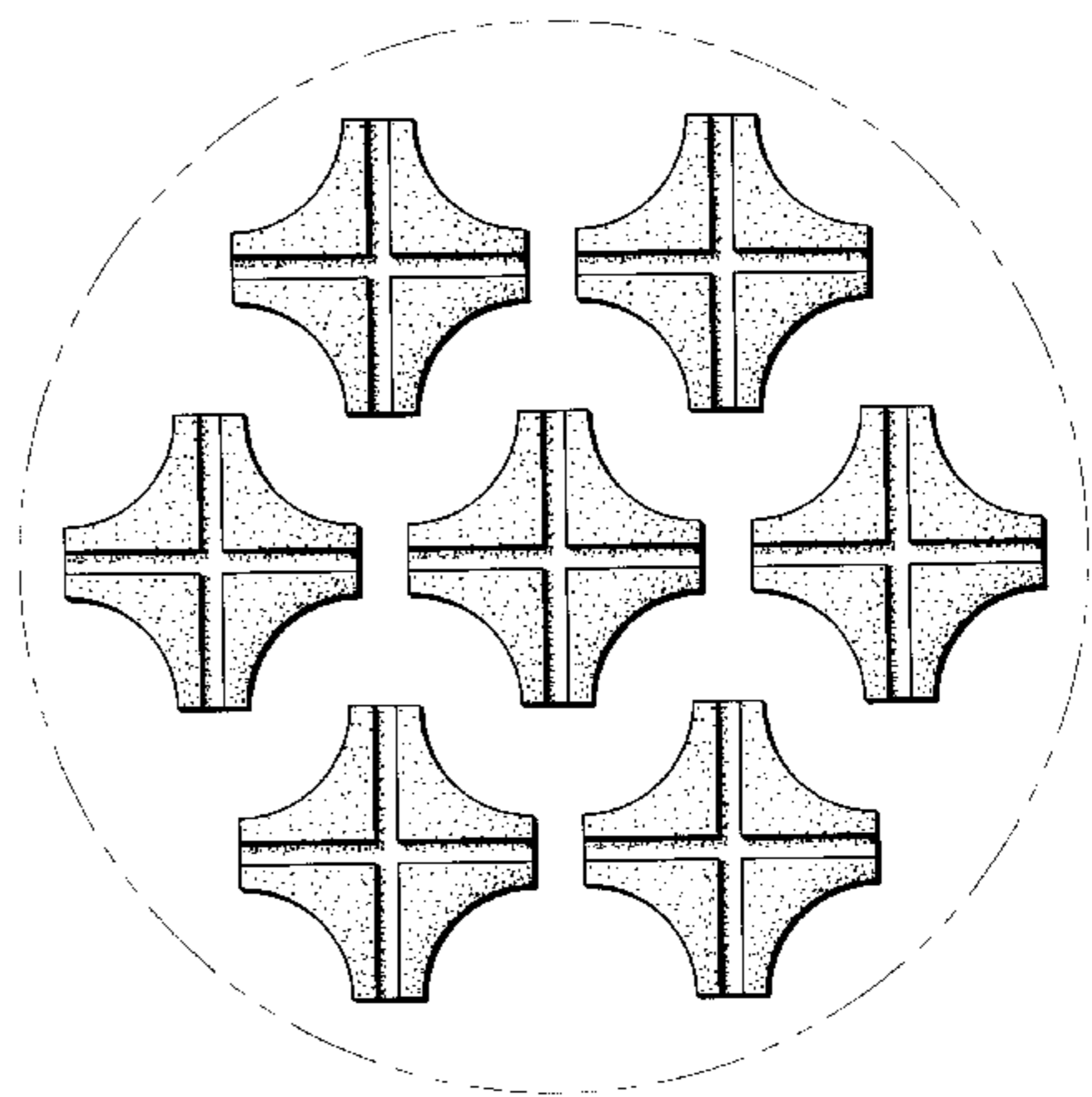
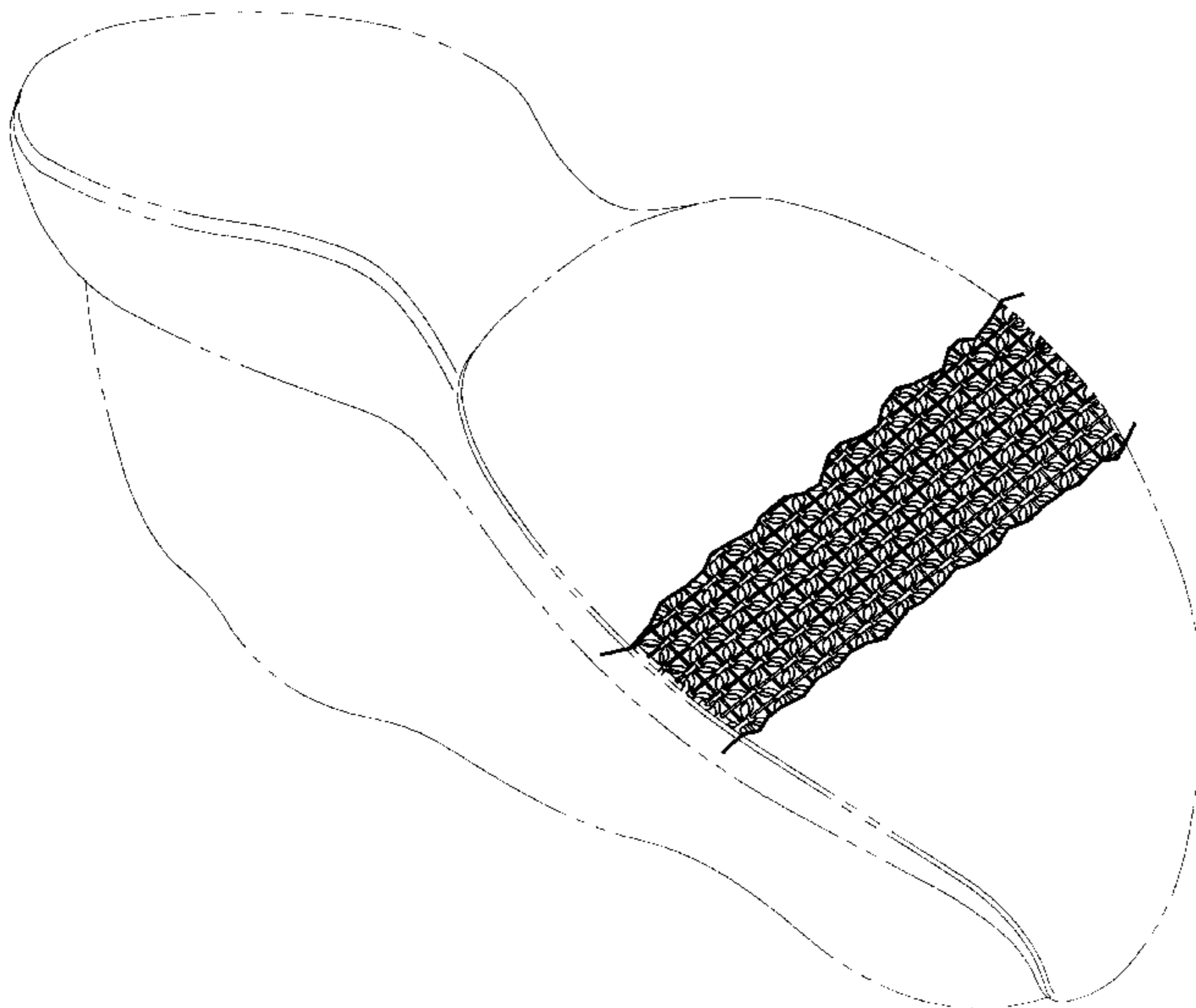
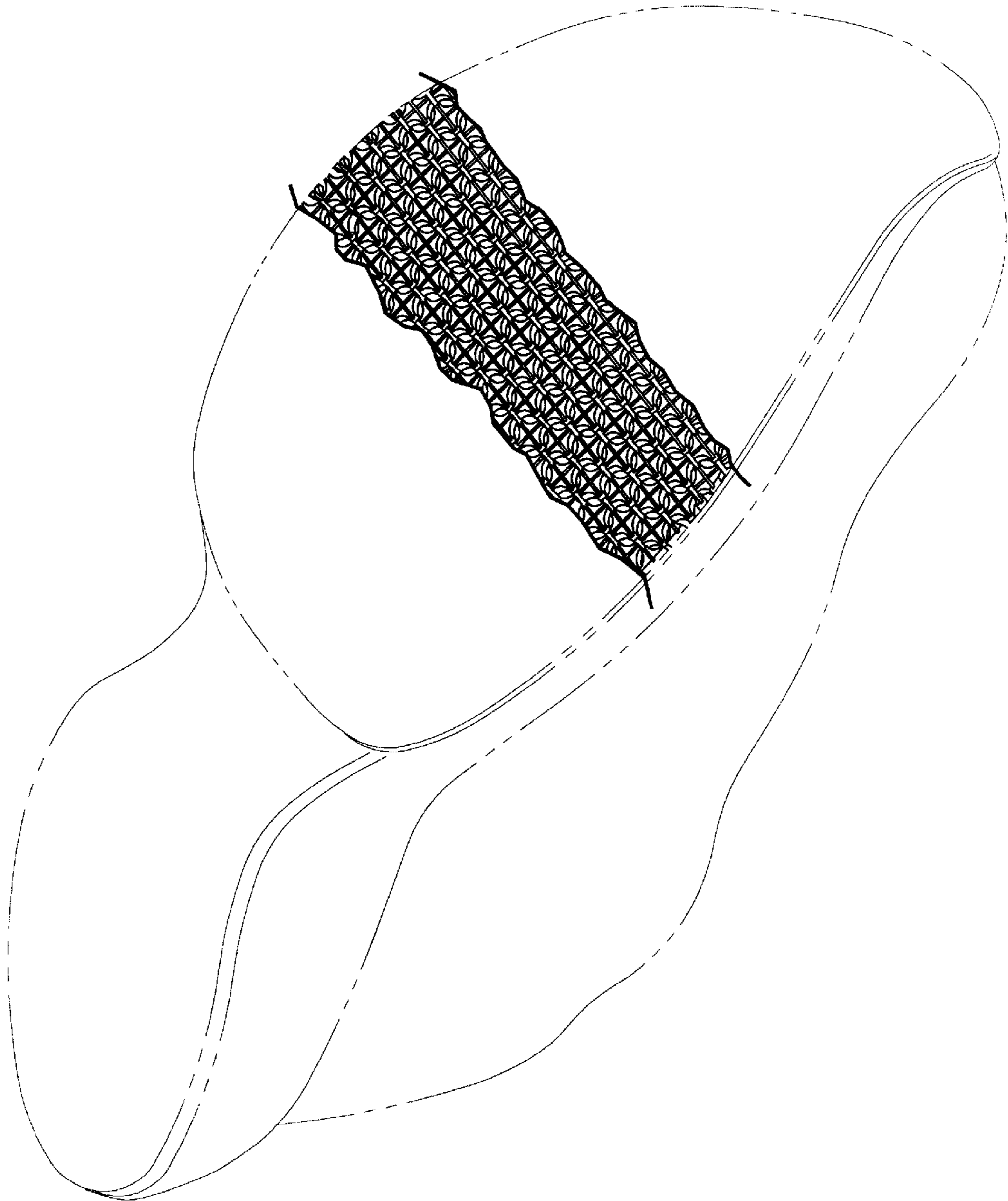


Fig. 1



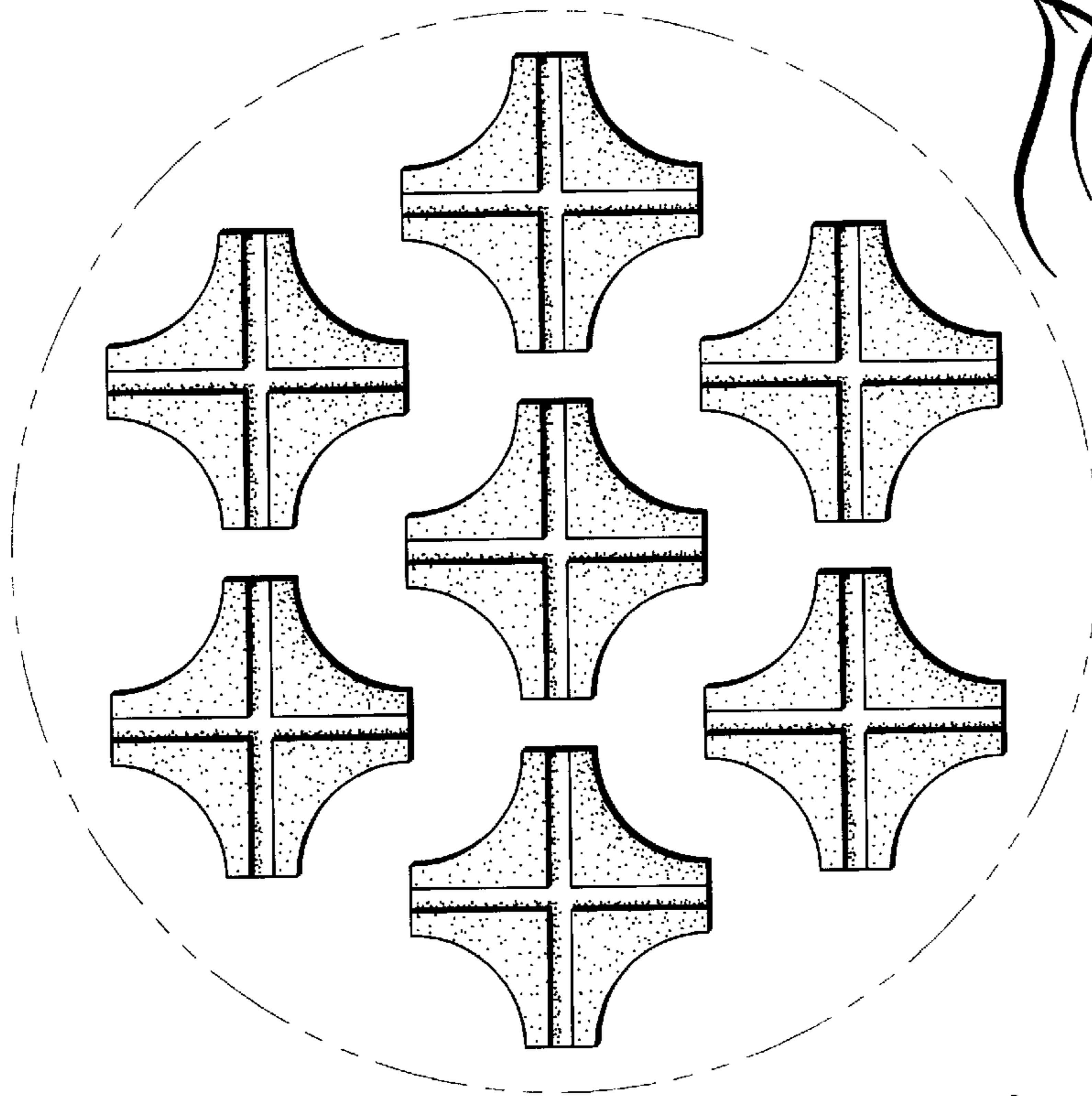


Fig. 3




Fig. 2

Fig. 4

