



US00D468075S

(12) **United States Design Patent**  
**Votel**

(10) **Patent No.:** **US D468,075 S**

(45) **Date of Patent:** **\*\* Jan. 7, 2003**

(54) **ANTIVIBRATION GLOVE**

(75) **Inventor:** **Thomas F. Votel**, Sunfish Lake, MN  
(US)

(73) **Assignee:** **Ergodyne Corporation**, St. Paul, MN  
(US)

(\*\*) **Term:** **14 Years**

(21) **Appl. No.:** **29/160,731**

(22) **Filed:** **May 15, 2002**

(51) **LOC (7) Cl.** ..... **02-06**

(52) **U.S. Cl.** ..... **D2/619**

(58) **Field of Search** ..... D2/614-623; D29/110-119,  
D29/123; 2/16-17, 159-170, 907, 910,  
917

(56) **References Cited**

**U.S. PATENT DOCUMENTS**

4,042,975 A \* 8/1977 Elliott, Jr. et al. .... 2/161.1 X  
D248,898 S \* 8/1978 DeLeone et al. .... D29/117

D294,984 S \* 3/1988 Green ..... D29/117  
5,442,816 A \* 8/1995 Seketa ..... 2/161.7  
6,185,747 B1 \* 2/2001 Hughes ..... 2/161.6  
D448,123 S \* 9/2001 Yoo ..... D29/116.2

\* cited by examiner

*Primary Examiner*—Ian Simmons

*Assistant Examiner*—Robert A. Delehanty

(74) *Attorney, Agent, or Firm*—Patterson, Thunte, Skaar & Christensen, P.A.

(57) **CLAIM**

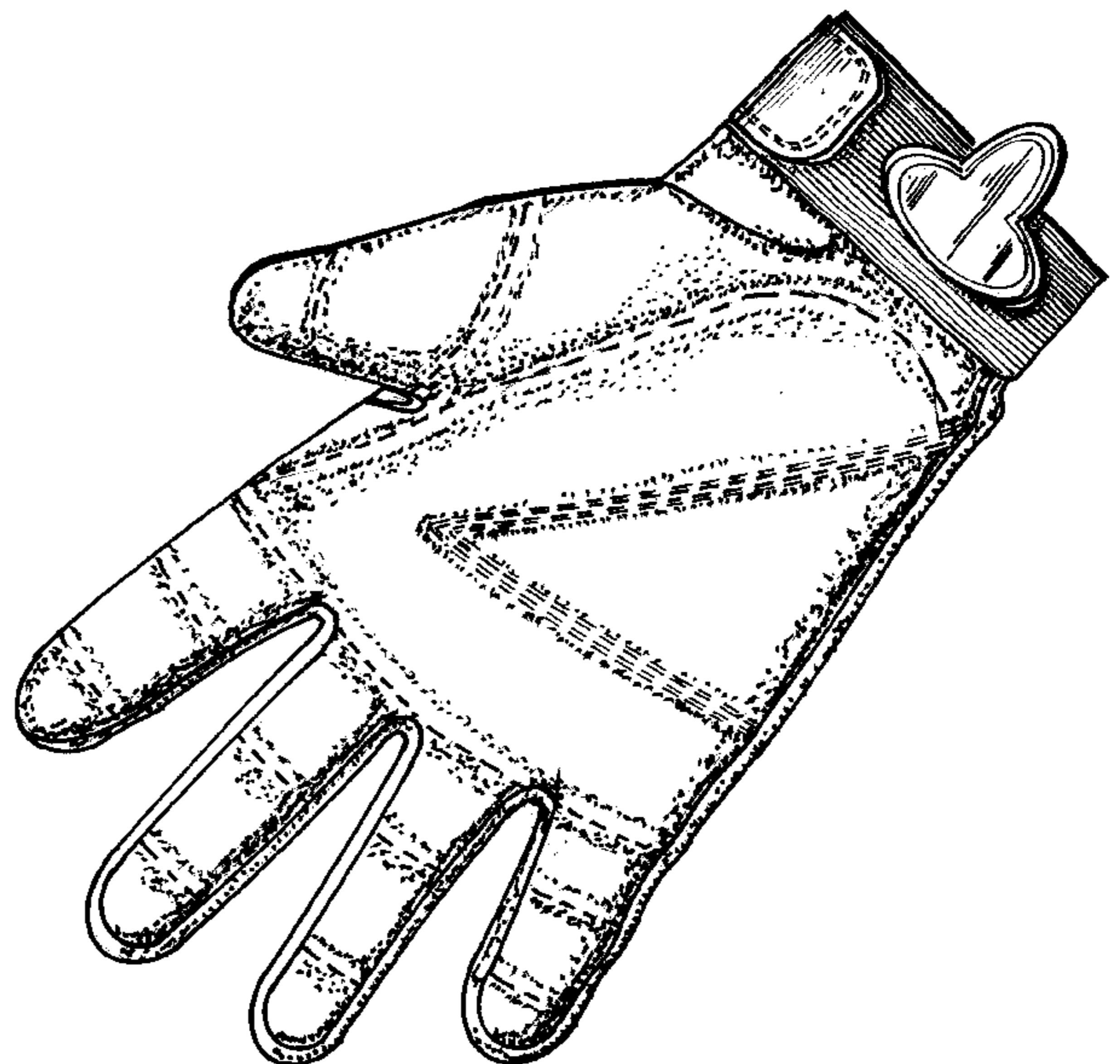
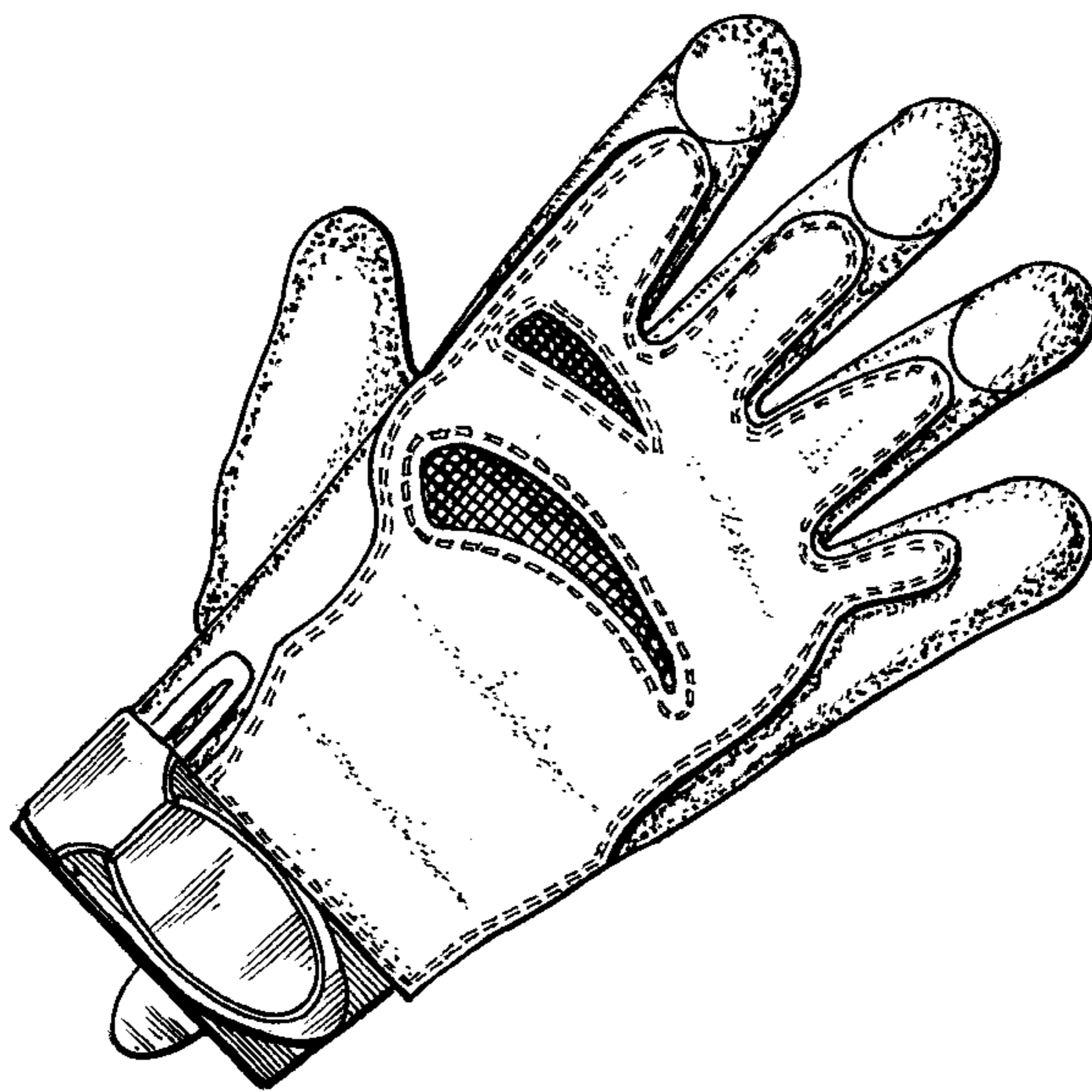
I claim the ornamental design for an antivibration glove, as shown and described.

**DESCRIPTION**

FIG. 1 is a top view of an antivibration glove according to an embodiment of the invention; and, FIG. 2 is a bottom view of an antivibration glove according to an embodiment of the invention.

The broken lines in the drawing are understood to represent stitching.

**1 Claim, 1 Drawing Sheet**



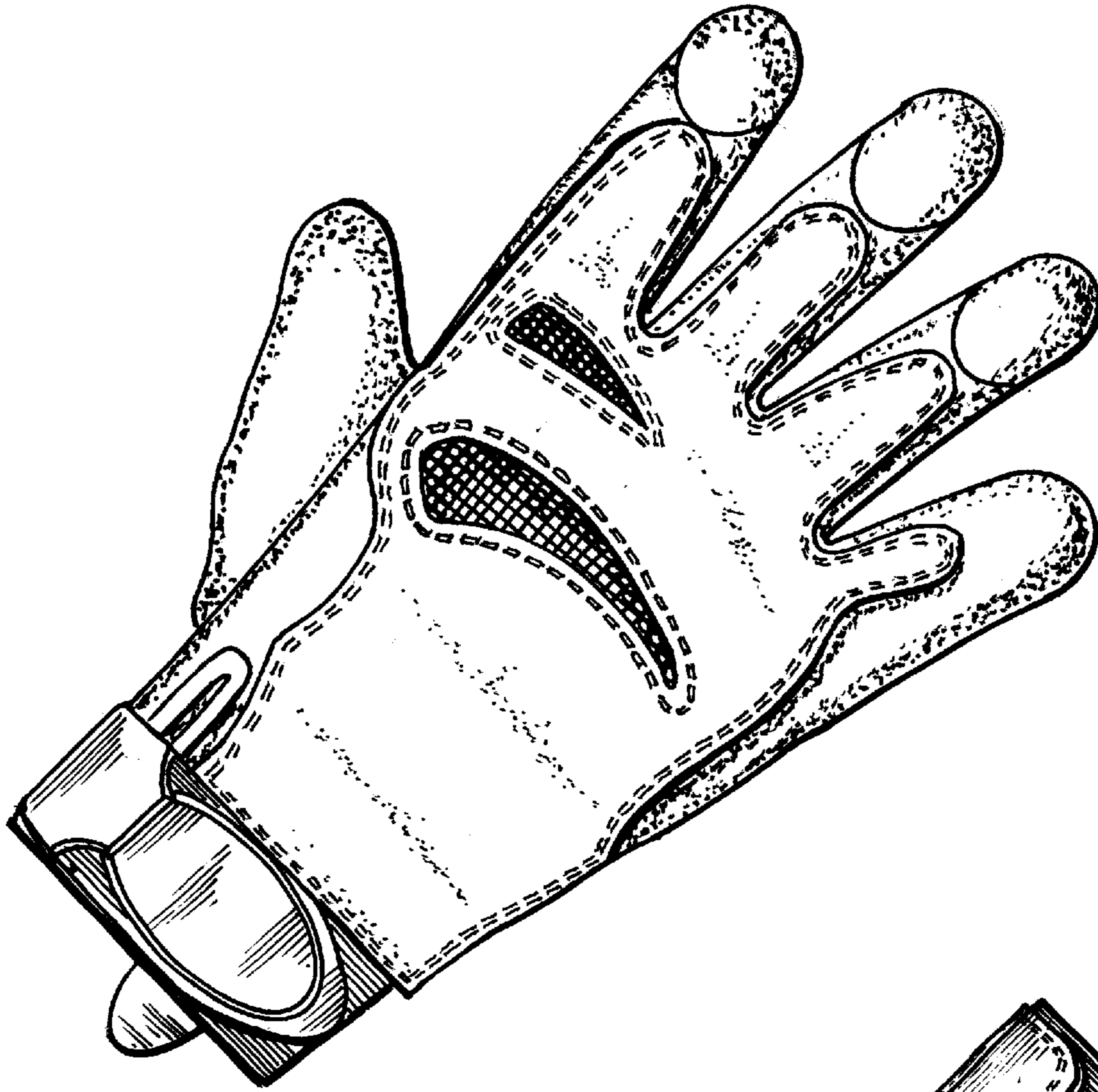


Fig. 1.

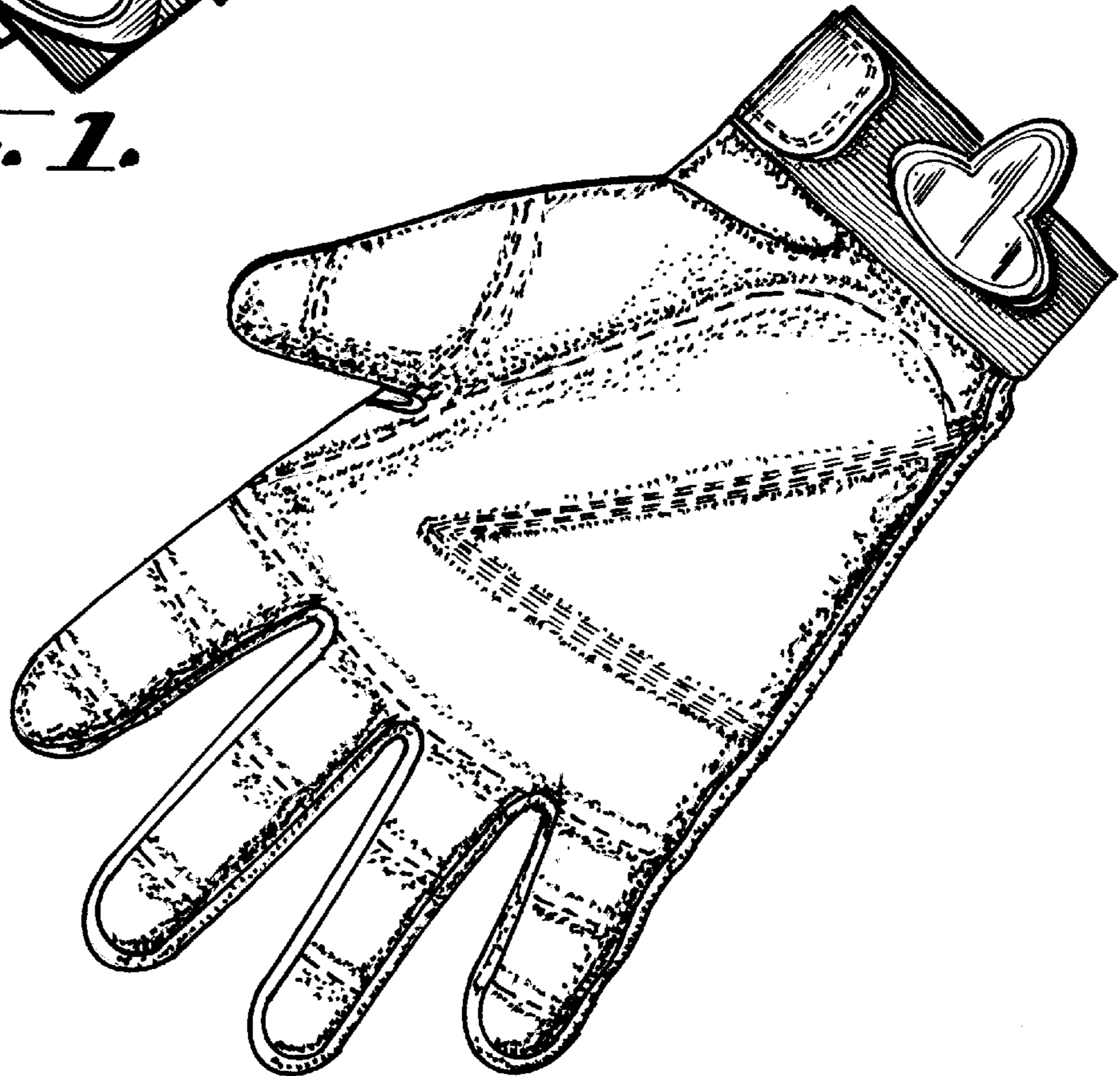


Fig. 2.