



US00D468051S

(12) **United States Design Patent**
Gaskins et al.

(10) **Patent No.:** **US D468,051 S**

(45) **Date of Patent:** **** Dec. 31, 2002**

(54) **LUMINAIRE TRIM**

(75) Inventors: **Robert J. Gaskins**, Pleasanton, CA (US); **Katsuhiko Unoki**, Vallejo, CA (US)

(73) Assignee: **Genlyte Thomas Group LLC**, Louisville, KY (US)

(**) Term: **14 Years**

(21) Appl. No.: **29/152,282**

(22) Filed: **Dec. 13, 2001**

(51) **LOC (7) Cl.** **26-99**

(52) **U.S. Cl.** **D26/123; D26/139**

(58) **Field of Search** D26/118-124,
D26/138, 139, 152; 362/363, 364, 365,
404, 326-340

(56) **References Cited**

U.S. PATENT DOCUMENTS

2,632,095	A	*	3/1953	Dove	362/335
2,767,305	A	*	10/1956	Onksen et al.	362/327
2,853,599	A	*	9/1958	Kliegl	D26/123
D217,638	S	*	5/1970	Magi	D26/123
D262,914	S	*	2/1982	Kristofek	D26/135
D286,446	S	*	10/1986	Caroli et al.	D26/123
D347,292	S	*	5/1994	Roos et al.	D26/118

* cited by examiner

Primary Examiner—Jennifer Rivard
(74) *Attorney, Agent, or Firm*—Jeffrey A. Haeberlin; Middleton Reutlinger

(57) **CLAIM**

The ornamental design for a luminaire trim, as shown and described.

DESCRIPTION

FIG. 1 is a perspective view of a luminaire trim showing our design;

FIG. 2 is a front elevational view thereof, where the view of the rear is a mirror image of this view and, therefore, has been omitted;

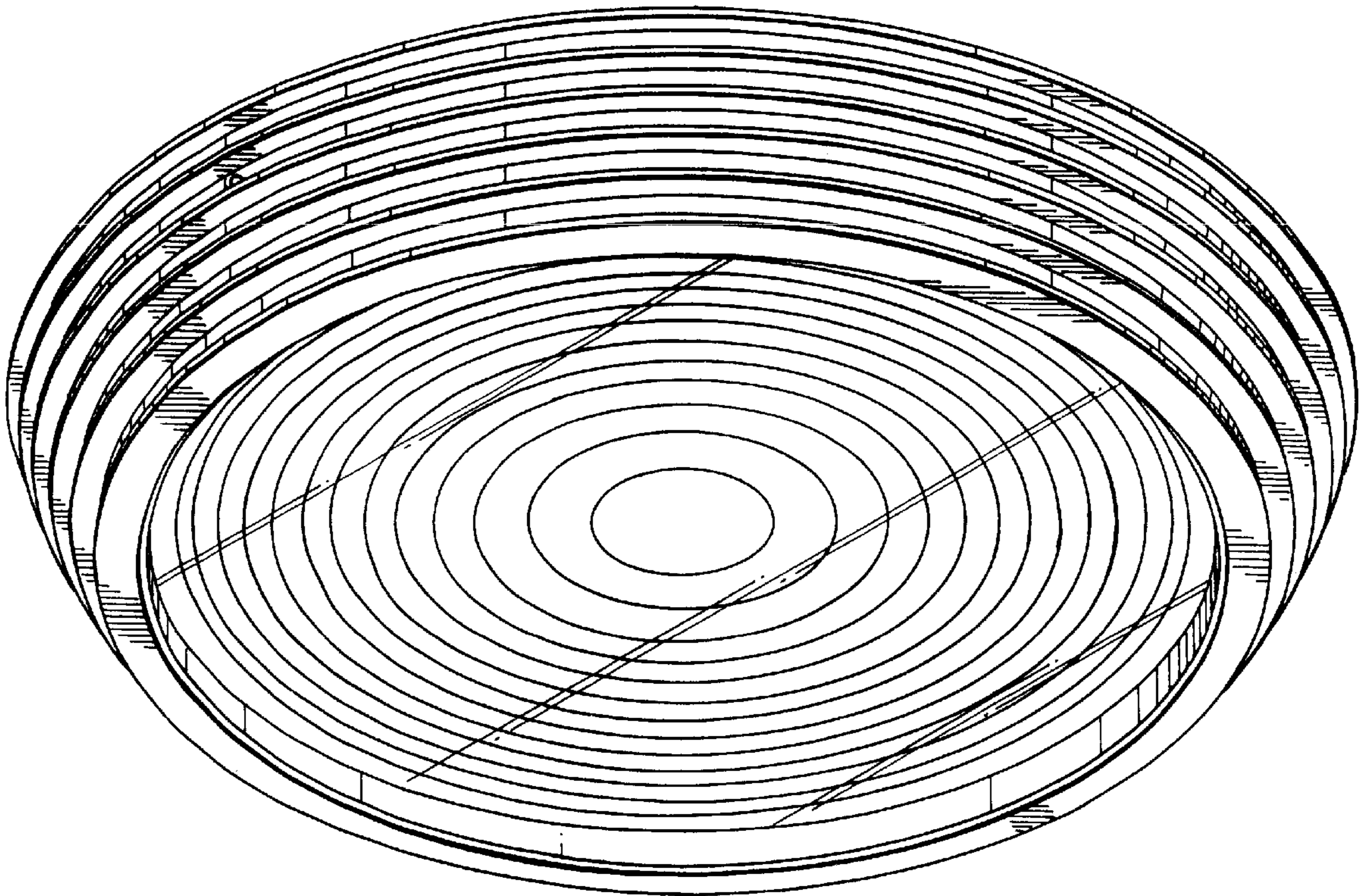
FIG. 3 is a right side elevational view thereof, where the left side elevational view is a mirror image of this view, and, therefore, has been omitted;

FIG. 4 is a bottom plan view thereof; and,

FIG. 5 is a perspective view of a second embodiment of a luminaire trim showing our design with the only difference being the use of an alternate lens.

The top of the luminaire trim showing our design is unornamented and not visible in normal use, since the top of the luminaire trim will be mounted against a ceiling, overhang, or other structural member. Therefore, the top plan view has been omitted.

1 Claim, 4 Drawing Sheets



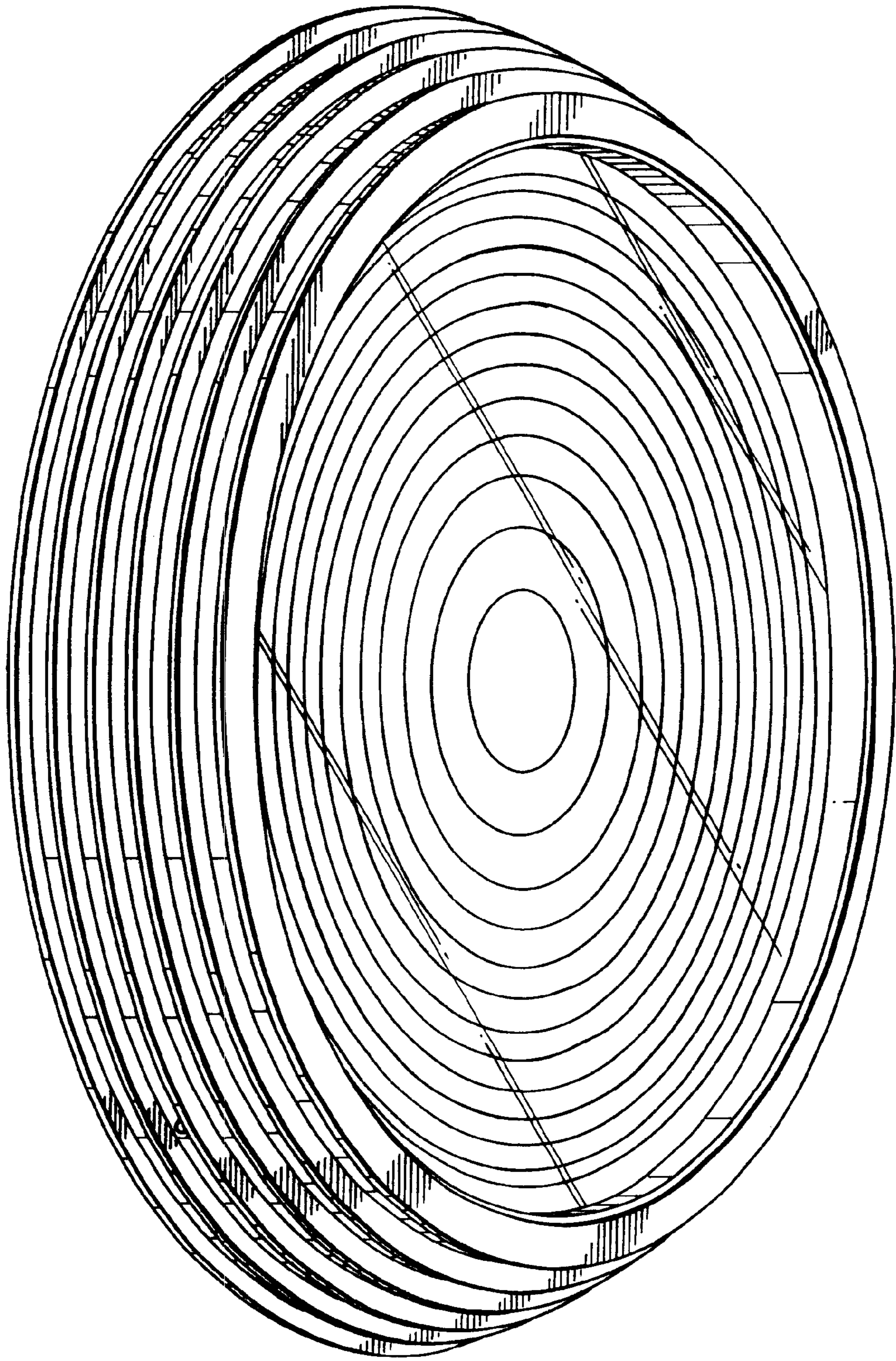


FIG. 1

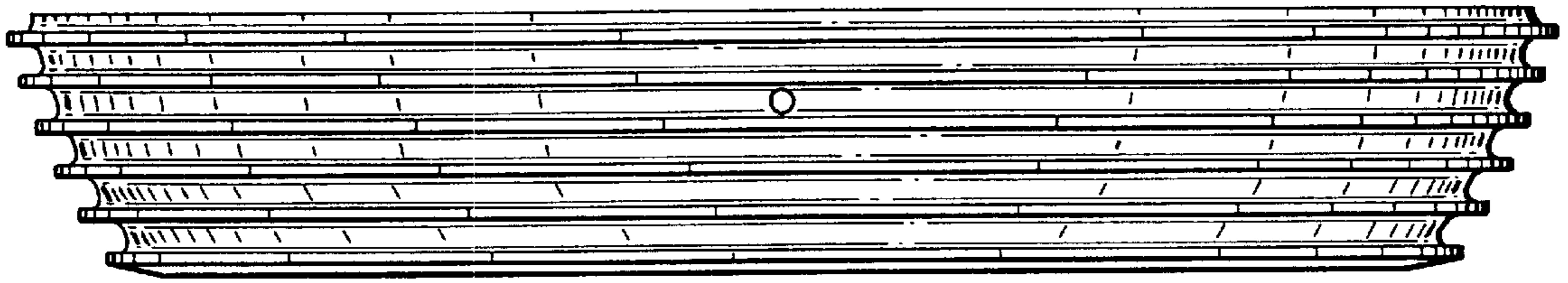


FIG. 2




FIG. 3

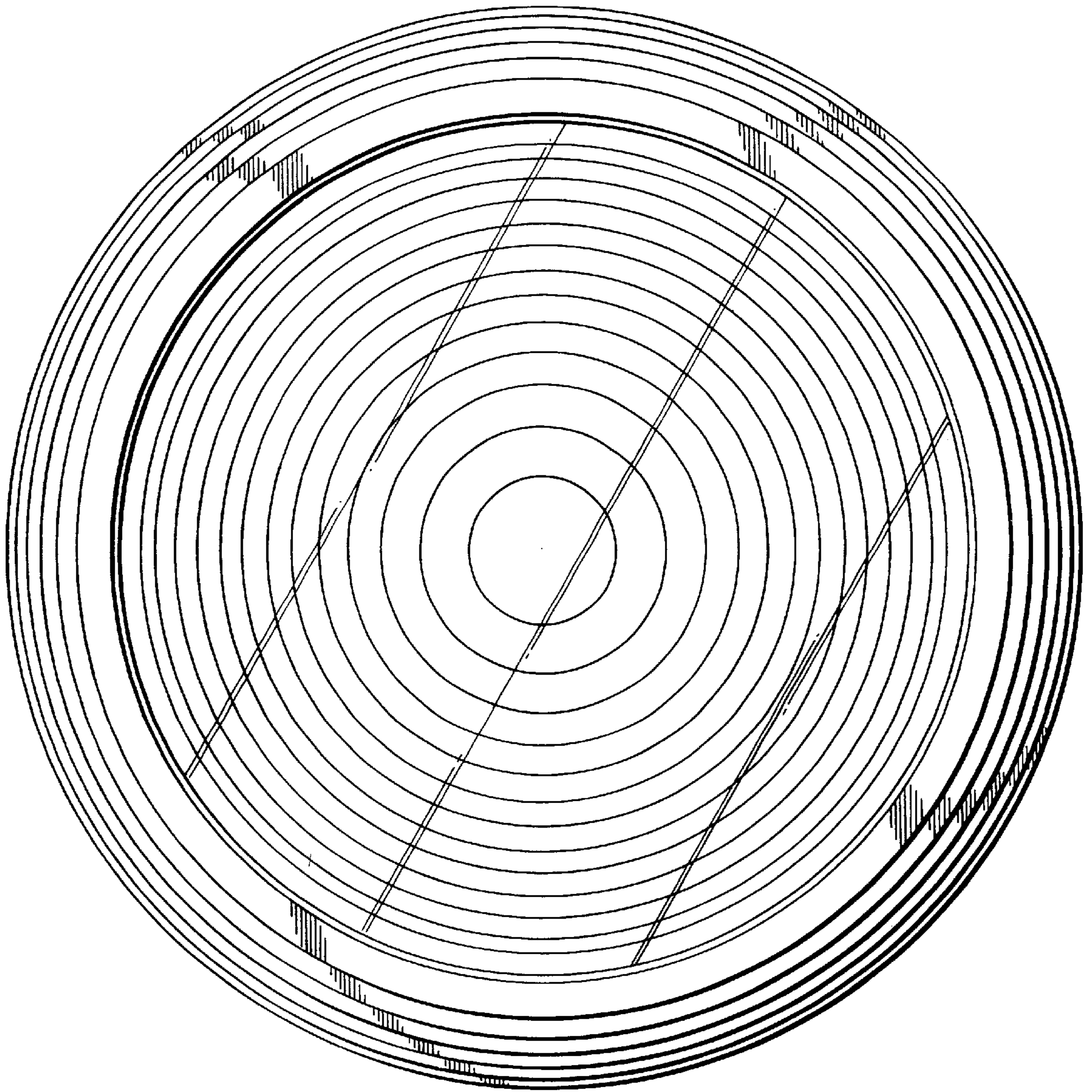


FIG. 4

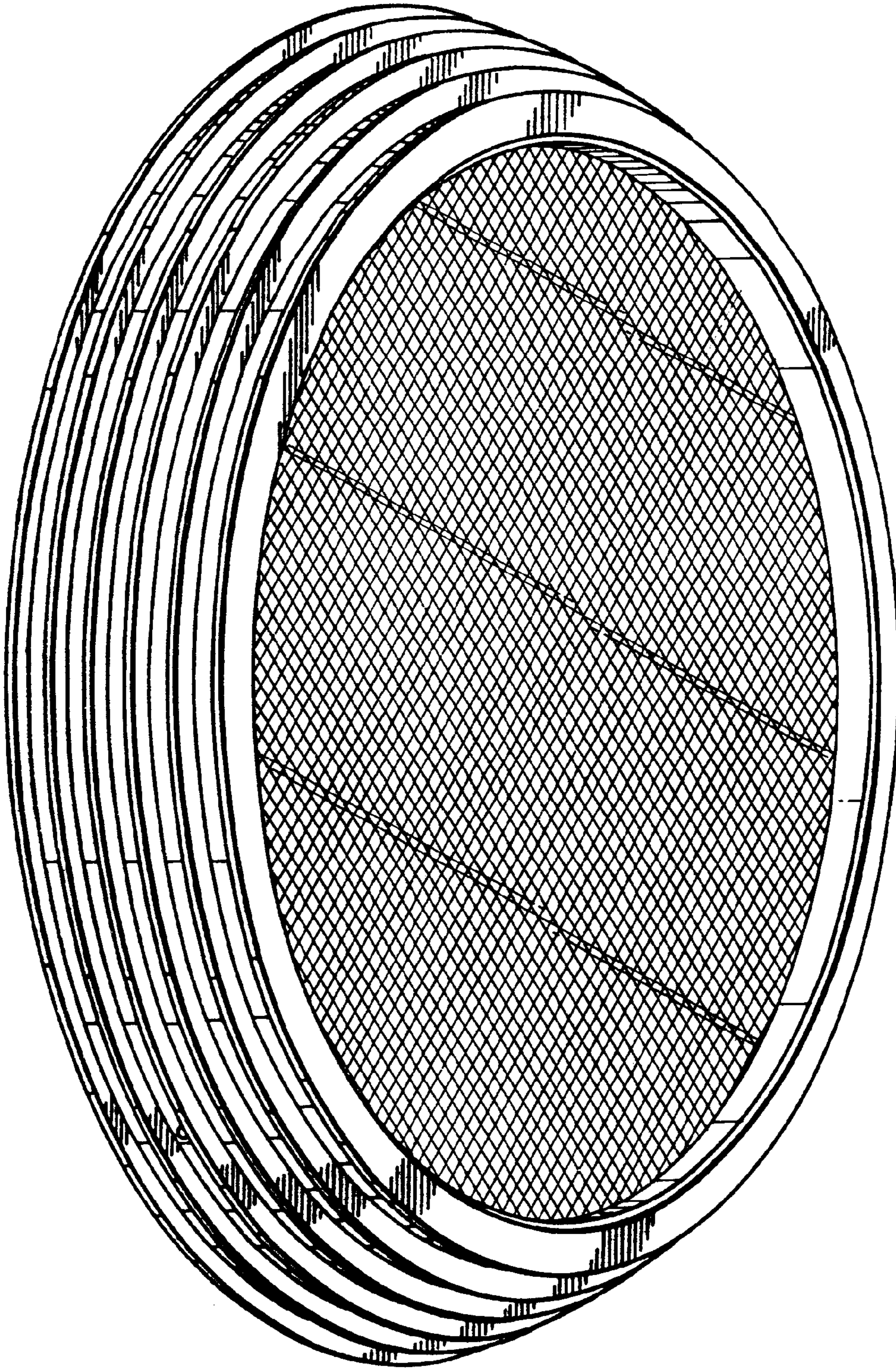


FIG. 5