



US00D468048S

(12) **United States Design Patent**  
**Chelf**

(10) **Patent No.:** **US D468,048 S**

(45) **Date of Patent:** **\*\* Dec. 31, 2002**

(54) **LIGHTING FIXTURE**  
(75) **Inventor:** **Bentley Chelf**, Laguna Nigel, CA (US)  
(73) **Assignee:** **General Innovations, LLC**, Laguna Nigel, CA (US)  
(\*\*) **Term:** **14 Years**

D67,176 S \* 4/1925 Wolter ..... D26/72  
D69,668 S \* 3/1926 Ostwald ..... D26/72  
D435,136 S \* 12/2000 Miranda ..... D26/88  
D436,212 S \* 1/2001 Hammar ..... D26/85  
D443,714 S \* 6/2001 Pan ..... D26/85

\* cited by examiner

*Primary Examiner*—Alan P. Douglas  
*Assistant Examiner*—Clare E. Heflin  
(74) *Attorney, Agent, or Firm*—Haynes and Boon, LLP

(21) **Appl. No.:** **29/149,853**  
(22) **Filed:** **Oct. 17, 2001**

(57) **CLAIM**

(51) **LOC (7) Cl.** ..... **26-03**  
(52) **U.S. Cl.** ..... **D26/89**  
(58) **Field of Search** ..... D26/72, 80, 83-92,  
D26/67-71; 362/404-408, 147, 310, 326,  
341, 346-353, 362, 363

The ornamental design for the lighting fixture, as shown and described.

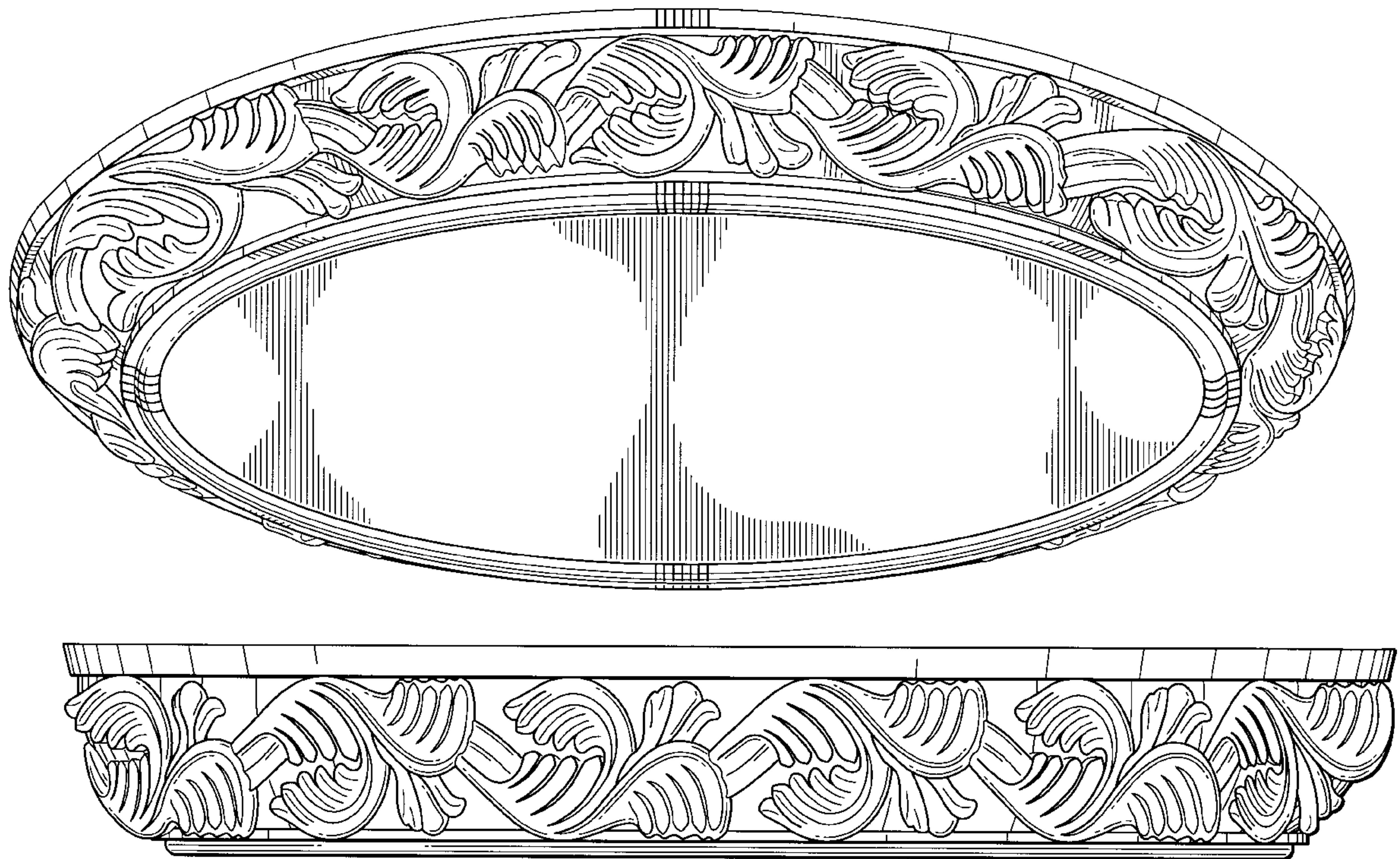
**DESCRIPTION**

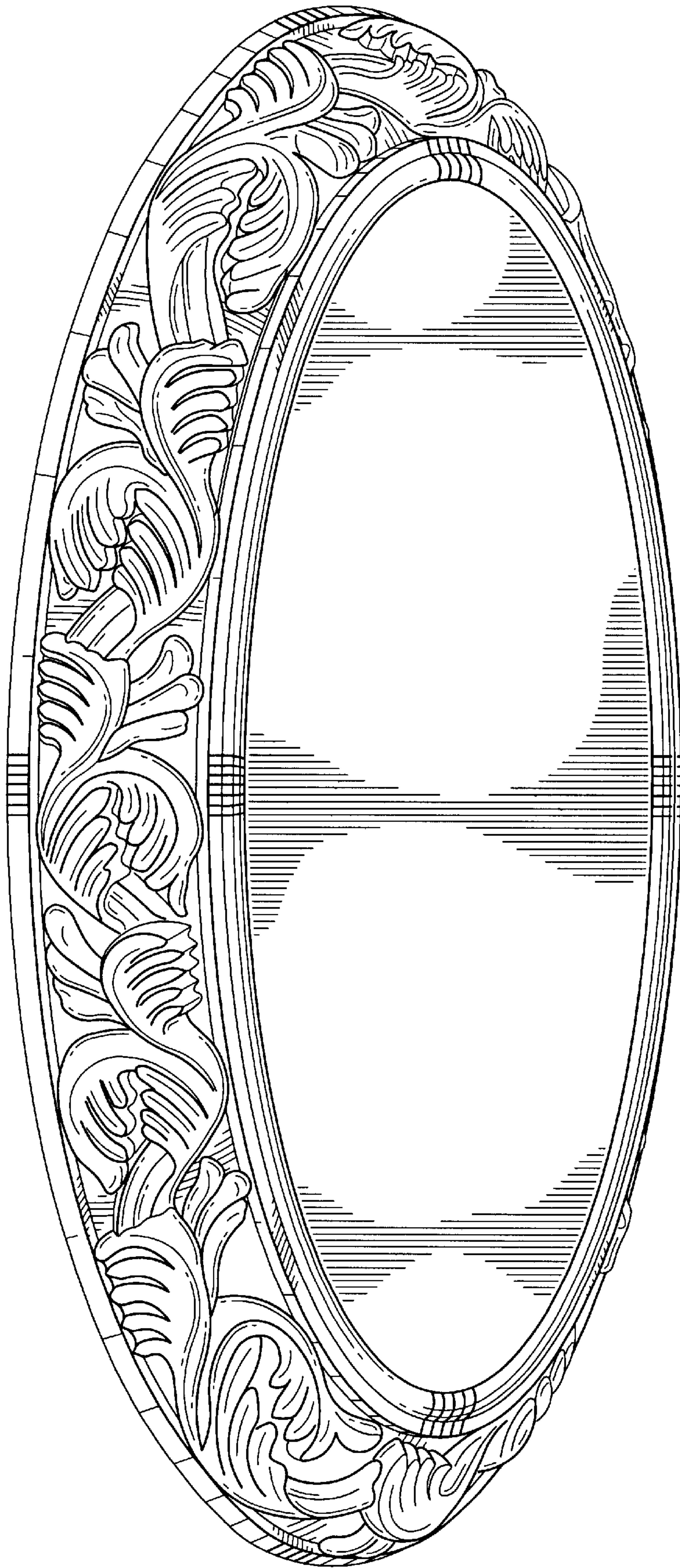
(56) **References Cited**  
**U.S. PATENT DOCUMENTS**

FIG. 1 is an isometric view of the lighting fixture showing my new design;  
FIG. 2 is a front elevational view thereof;  
FIG. 3 is a side elevational view thereof; and,  
FIG. 4 is a bottom plan view thereof.

D49,238 S \* 6/1916 Wagner et al. .... D26/72  
D49,242 S \* 6/1916 Wagner et al. .... D26/72  
D63,690 S \* 1/1924 Meixner ..... D26/83

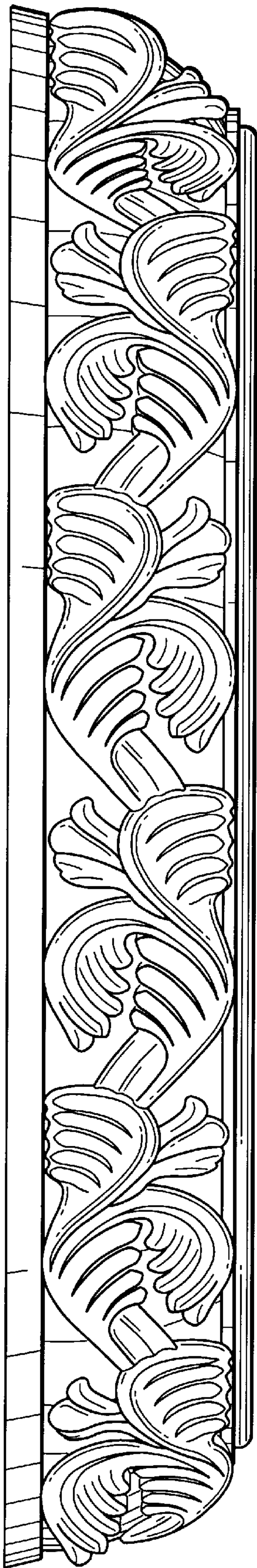
**1 Claim, 3 Drawing Sheets**



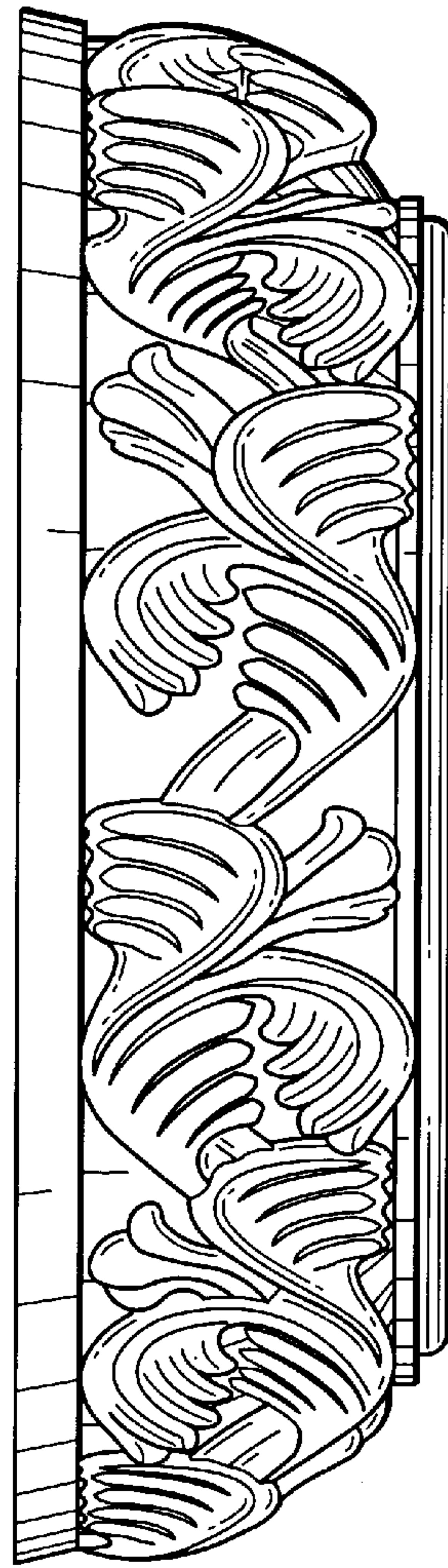


*Fig. 1*

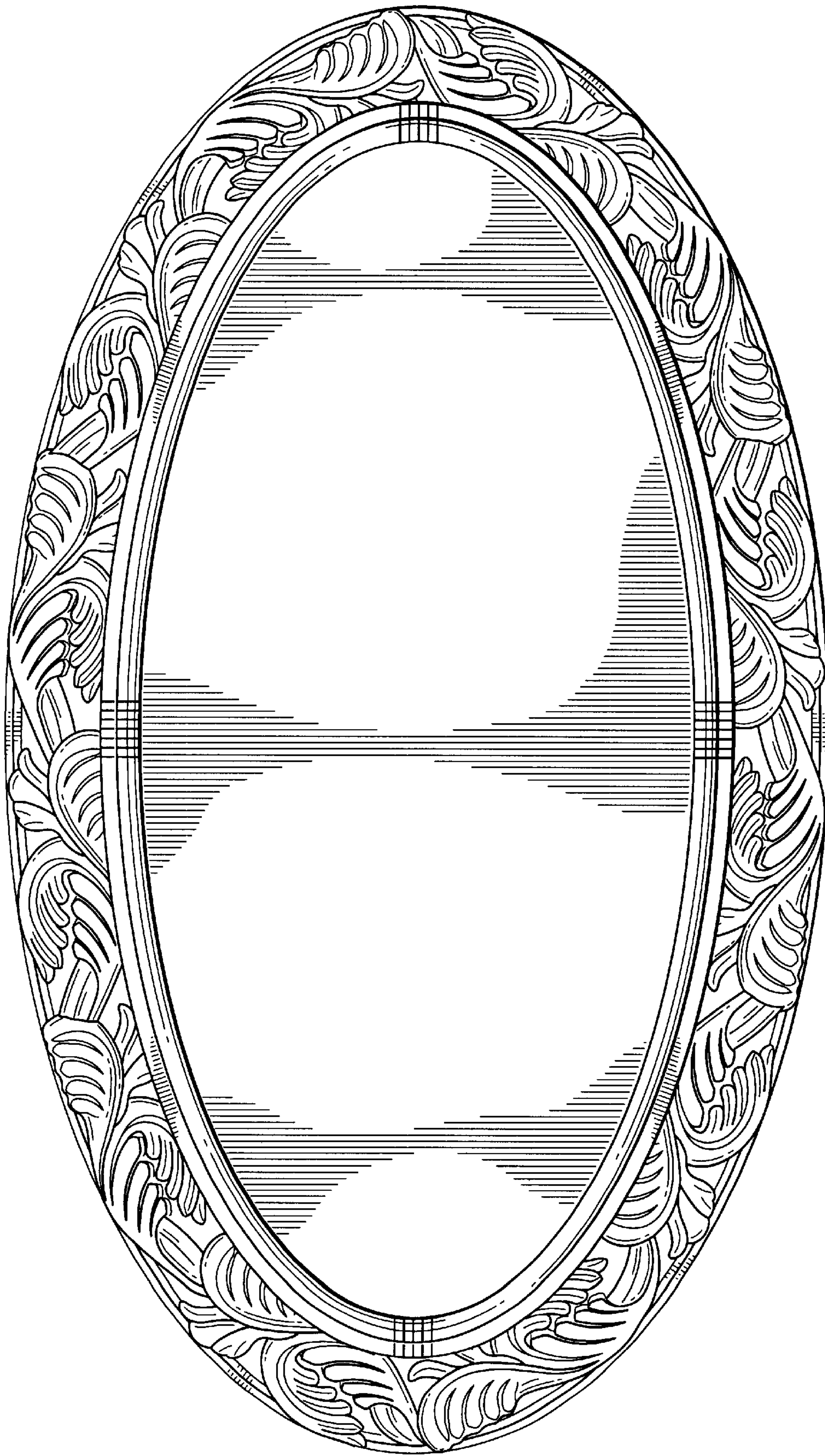




*Fig. 2*



*Fig. 3*



*Fig. 4*