



US00D468021S

(12) **United States Design Patent**
Gerth et al.

(10) **Patent No.:** **US D468,021 S**

(45) **Date of Patent:** **** Dec. 31, 2002**

- (54) **HAND WAND FOR MASSAGING APPARATUS**
- (75) Inventors: **Gayle B. Gerth**, Dana Point, CA (US); **Spencer L. Mackay**, Agoura Hills, CA (US); **James E. Keen**, Los Angeles, CA (US)
- (73) Assignee: **InSeat Solutions, LLC**, Costa Mesa, CA (US)
- (**) Term: **14 Years**
- (21) Appl. No.: **29/148,986**
- (22) Filed: **Sep. 28, 2001**
- (51) **LOC (7) Cl.** **24-04**
- (52) **U.S. Cl.** **D24/200**
- (58) **Field of Search** D24/215, 200; 601/53, 54, 56-58, 46, 49, 67, 69, 70, 79, 80, 97, 101; D14/218

- JB Research, Inc. brochure for Cabin Comfort In-Seat Massage & Heat, 1998, Los Angeles, California.
- JB Research, Inc. brochure for TACT, Tactile Alert Communication Technology, 1998, Los Angeles, California.
- Lane brochure for The Supreme Massage Recliner, c. 1997, United States.
- JB Research, Inc. brochure for Executive Seating Systems, Jan. 1999, Los Angeles, California.
- JB Research, Inc. brochure for Pulsor III/IV ALT-Pulse Action Series, 1998, Los Angeles, California.
- JB Research, Inc. brochure for Relaxor Premier Series hand wands, c. Sep. 2000, Los Angeles, California.
- JB Research, Inc. brochure for Relaxor Massage Mattress Topper, c. Sep. 2000, Los Angeles, California.

* cited by examiner

Primary Examiner—Stella Reid
(74) *Attorney, Agent, or Firm*—Fulwider Patton Lee & Utecht, LLP

(56) **References Cited**

U.S. PATENT DOCUMENTS

D363,550 S	10/1995	Teo et al.	D24/200
D363,551 S	10/1995	Teo et al.	D24/200
D363,552 S	* 10/1995	Teo et al.	D24/200
D364,686 S	* 11/1995	Teo et al.	D24/200
D365,639 S	* 12/1995	Teo et al.	D24/200
D382,645 S	* 8/1997	Bergeron	D24/200
D397,225 S	* 8/1998	Lange et al.	D24/215
D410,748 S	* 6/1999	Hunsucker et al.	D24/200
6,039,702 A	3/2000	Cutler et al.	601/15
D426,166 S	6/2000	Ferron et al.	D10/104
D426,232 S	6/2000	Silbermann et al.	D14/218
6,087,942 A	7/2000	Sleichter, III et al.	340/576
D436,583 S	1/2001	Newby et al.	D14/138
6,375,630 B1	4/2002	Cutler et al.	601/57

OTHER PUBLICATIONS

- LA-Z-BOY two-zone hand wand, c. Sep. 2000.
- LA-Z-BOY three-zone hand wand, c. Sep. 2000.
- LA-Z-BOY five-zone hand wand, c. Sep. 2000.

(57) **CLAIM**

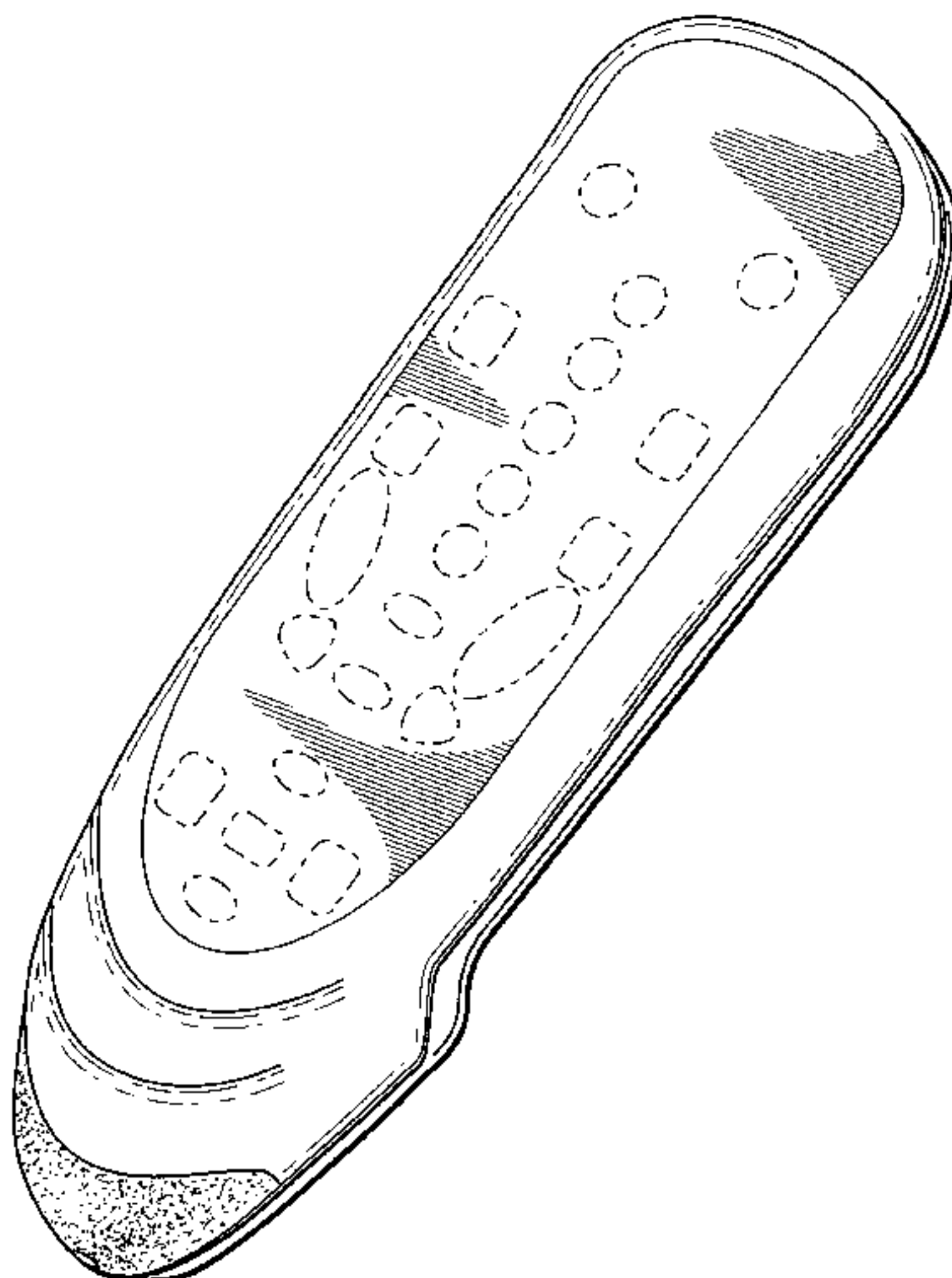
The ornamental design for a hand wand for massaging apparatus, as shown and described.

DESCRIPTION

- FIG. 1 is a front perspective view of a hand wand for massaging apparatus showing our new design;
- FIG. 2 is a left side elevational view thereof, of which the right side elevational view is substantially a mirror image;
- FIG. 3 is a top plan view thereof;
- FIG. 4 is a bottom plan view thereof;
- FIG. 5 is a front plan view thereof; and,
- FIG. 6 is a rear plan view thereof.

The broken line showing is for illustrative purposes only and forms no part of the claimed design.

1 Claim, 2 Drawing Sheets



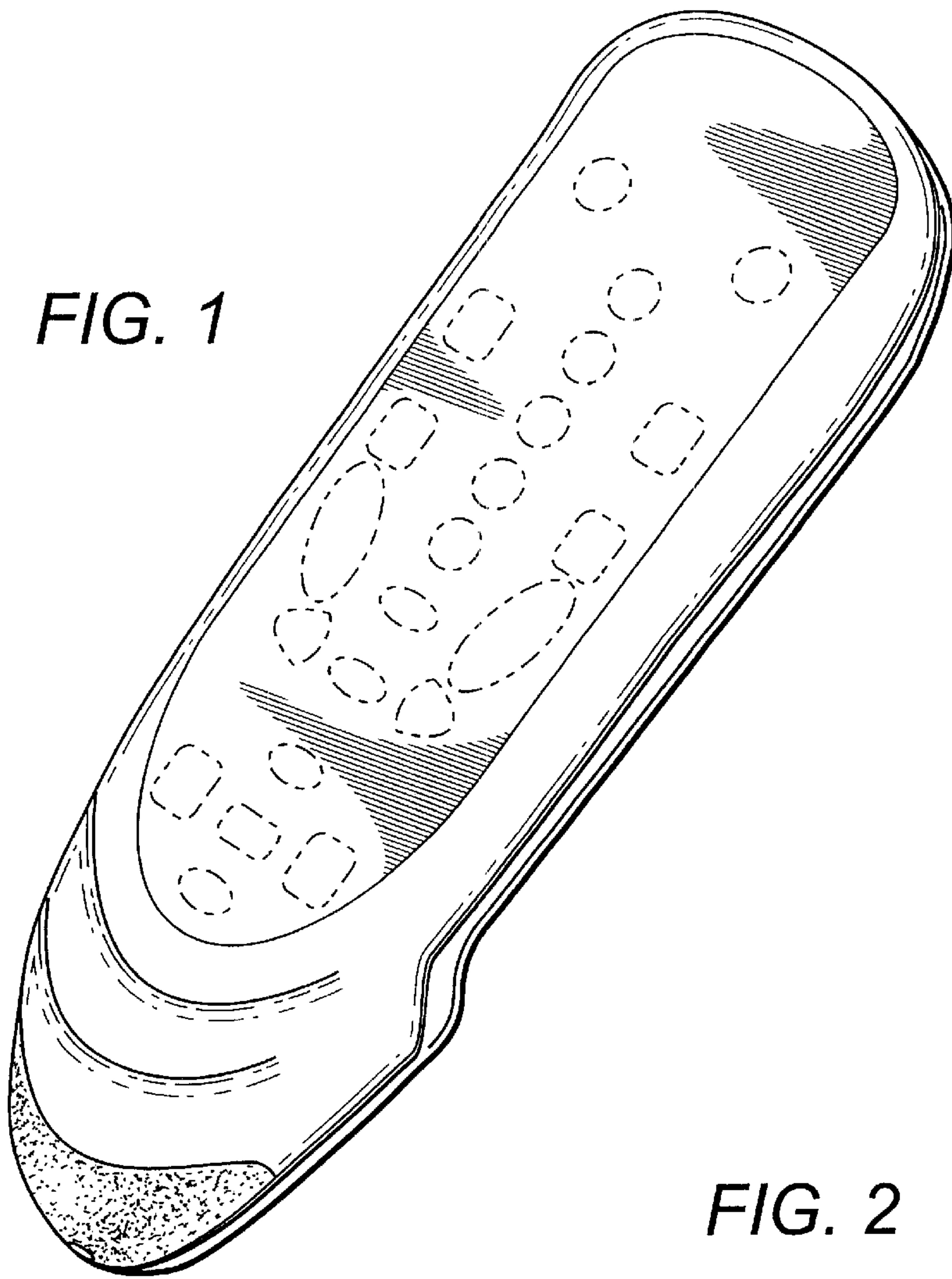


FIG. 2


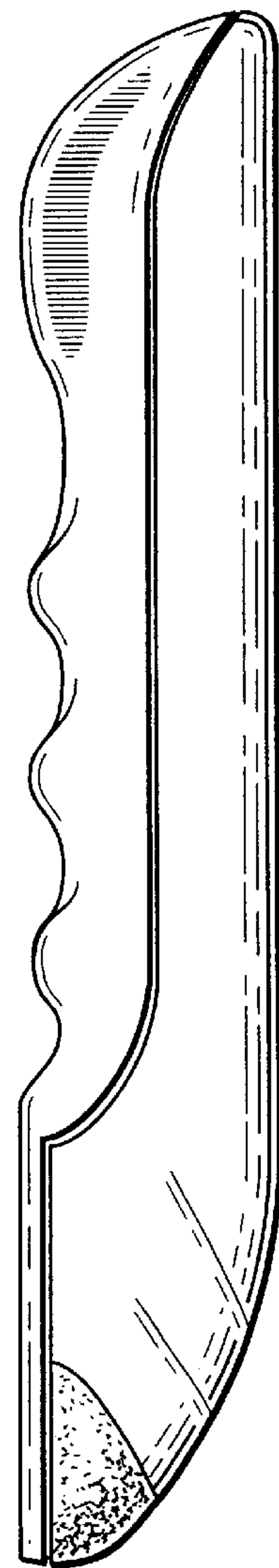


FIG. 3

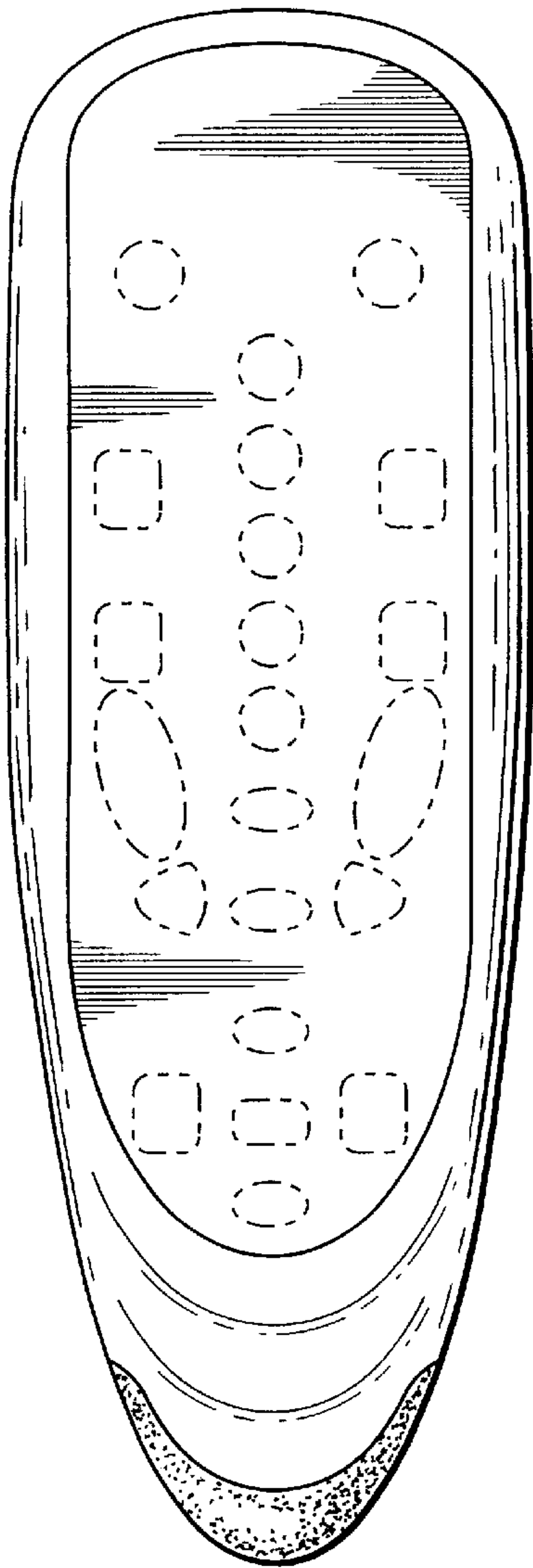


FIG. 5

FIG. 6

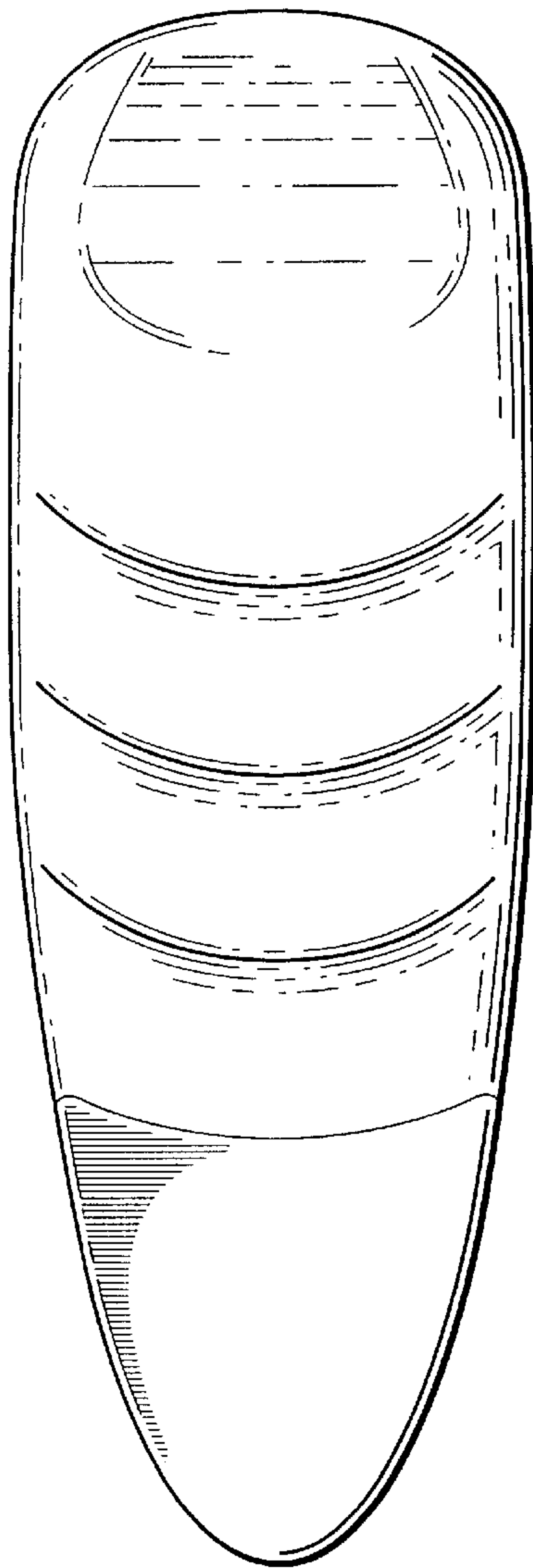


FIG. 4

