



US00D468010S

(12) **United States Design Patent** (10) **Patent No.:** **US D468,010 S**
Ishijima et al. (45) **Date of Patent:** **** Dec. 31, 2002**

(54) **PORTION OF A FAN FOR BLOWERS**

2,007,506 A * 7/1935 Smith, Jr. 416/231 R
6,170,275 B1 1/2001 Ueno et al.

(75) Inventors: **Mitsuyoshi Ishijima**, Shizuoka-ken (JP); **Akihiro Takeuchi**, Shizuoka-ken (JP)

* cited by examiner

Primary Examiner—Lisa Lichtenstein
(74) *Attorney, Agent, or Firm*—Banner & Witcoff, Ltd.

(73) Assignee: **Toshiba Carrier Corporation**, Tokyo (JP)

(57) **CLAIM**

(**) Term: **14 Years**

The ornamental design for a portion of a fan for blowers, as shown and described.

(21) Appl. No.: **29/156,315**

DESCRIPTION

(22) Filed: **Feb. 28, 2002**

(30) **Foreign Application Priority Data**

Aug. 28, 2001 (JP) 2001-025127

(51) **LOC (7) Cl.** **23-04**

(52) **U.S. Cl.** **D23/413**

(58) **Field of Search** D23/411, 413, D23/370, 383; 62/186, 131, 140, 128, DIG. 20, 404; 416/28, 231 R, 39, 174; 417/366, 423.9, 14

FIG. 1 is a front elevational view of a portion of a fan for blowers showing our new design, FIG. 2 is a top plan view thereof, FIG. 3 is a bottom plan view thereof, FIG. 4 is a rear elevational view thereof, FIG. 5 is a left side elevational view thereof; and, FIG. 6 is a right side elevational view thereof.

The outermost circular broken line inside each of the round central regions shown in FIGS. 1 and 4 represents a boundary of the claimed design. The remainder of the broken lines, as well as the areas encircled by the outermost circular broken lines, are for illustrative purposes only and do not form any part of the claimed design.

(56) **References Cited**

U.S. PATENT DOCUMENTS

1,884,067 A * 10/1932 Melos 406/100

1 Claim, 3 Drawing Sheets




FIG. 1




FIG. 2

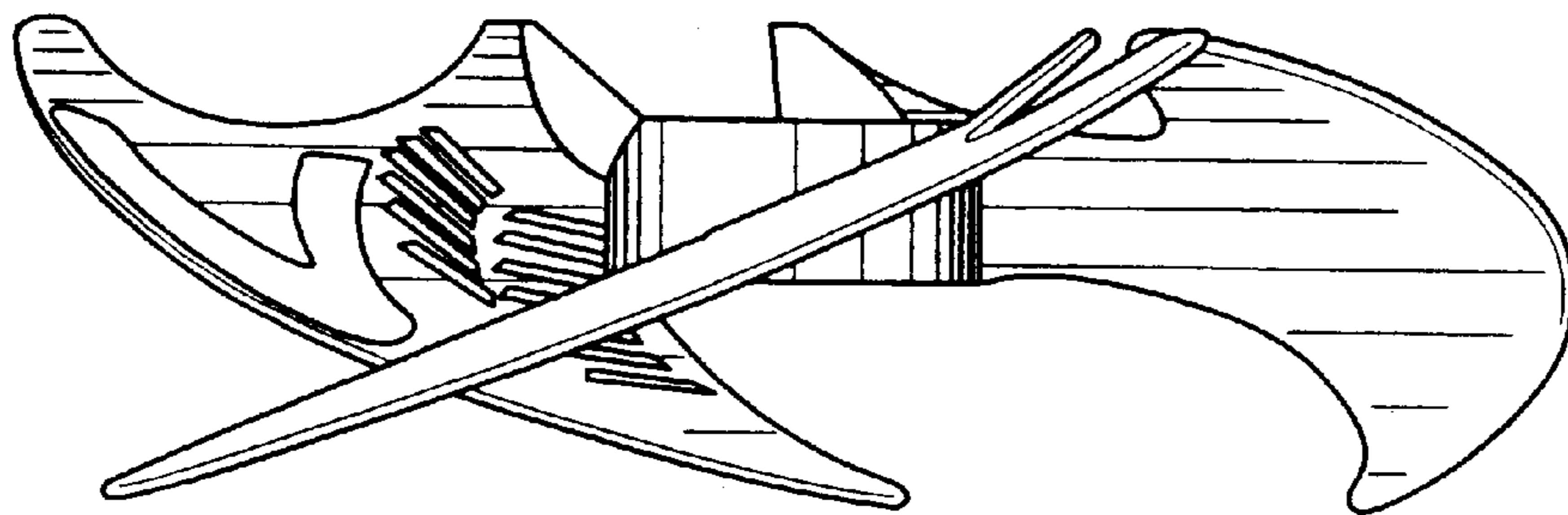


FIG. 3

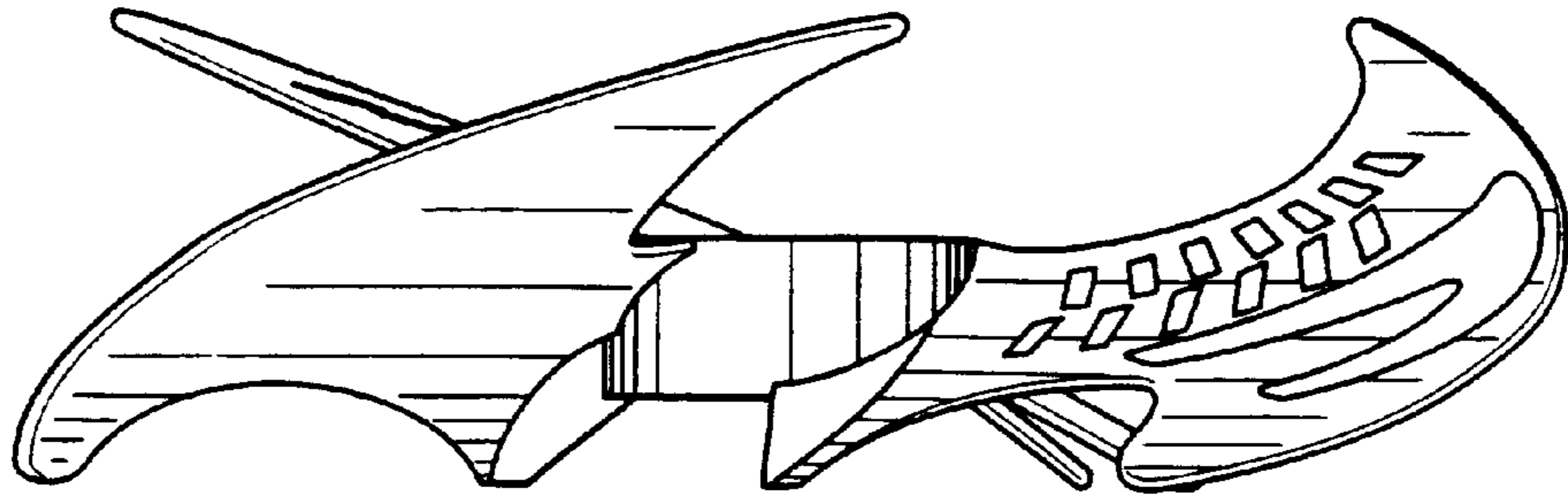


FIG. 4

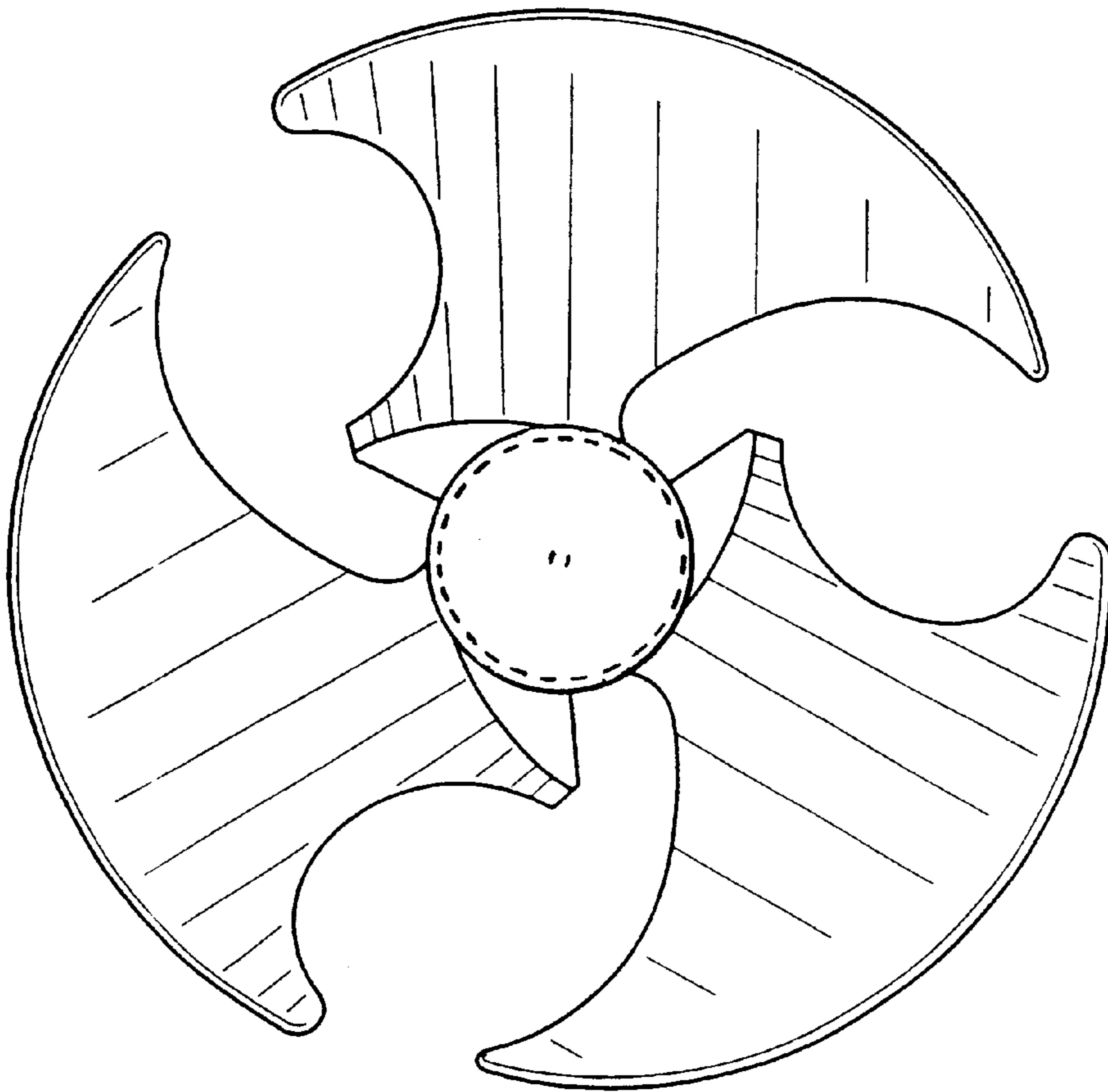


FIG. 5

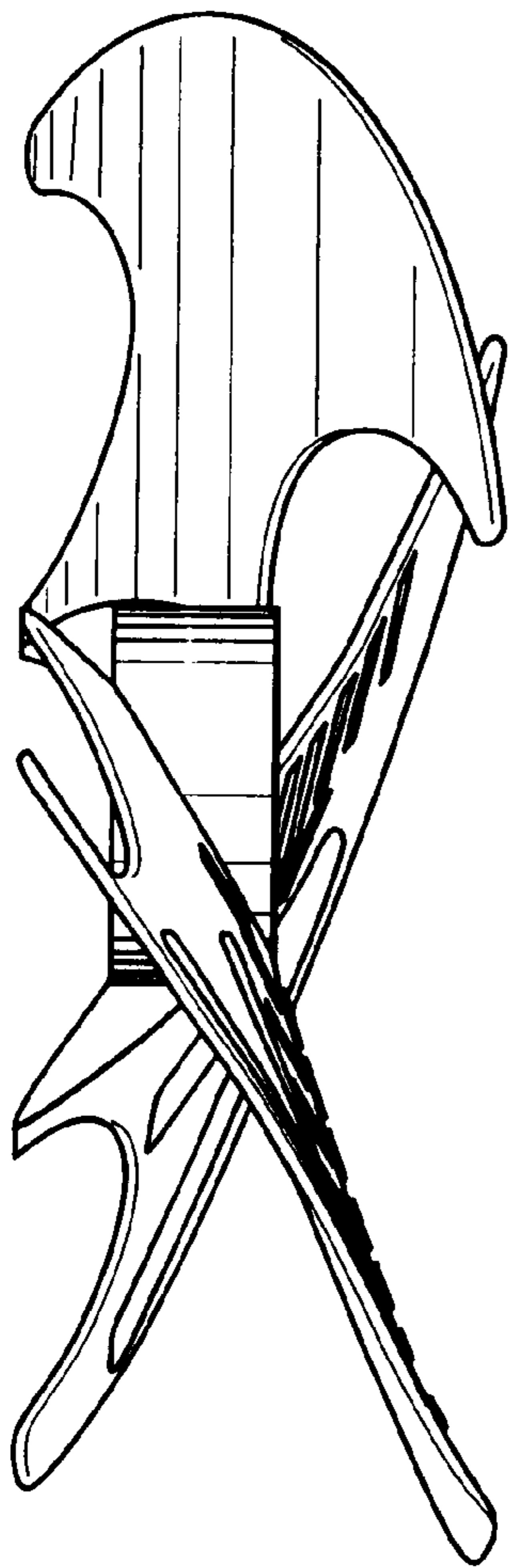


FIG. 6

